


MACFARLANE'S  
CASTINGS



WALTER MACFARLANE & Co.,  
SARACEN FOUNDRY,  
POSSILPARK, GLASGOW.







# ABRIDGED ILLUSTRATED CATALOGUE OF MACFARLANE'S CASTINGS.

GOLD MEDALS AT LONDON AND CALCUTTA EXHIBITIONS.



CONTRACTORS BY SPECIAL APPOINTMENT TO HIS MAJESTY'S WAR DEPARTMENT.

## PREFACE.

*1913*  
We have much pleasure in placing before you this Abridged Illustrated Catalogue of our Castings. It deals in a limited way with the more Ornamental Castings required for Architectural, Engineering and Sanitary Structures, and will be found most useful and interesting to Architects, Engineers and others who require work of this kind.

As the various Sections merely contain a few examples taken from our Complete Catalogue, it will be well to refer particular requirements not found therein to us.

We are willing at all times to make up entirely new designs and patterns to suit the particular requirements of our clients, and in these cases we place unreservedly the entire resources of our establishment at their disposal.


Whilst we are primarily Iron Founders, a large section of our business is devoted to the production of the finest Wrought Ironwork.

In both Cast and Wrought Iron we only produce work of the very highest class, doing so at a moderate cost; all our energies being devoted to the securing of these two objects.

In issuing this work we have been encouraged by the high position our Castings have attained in the Markets of the World, and especially in India, where many fine examples of our work are to be seen; among others, The Durbar Hall and Marriage Pavilion at Mysore; Interior Ironwork for Bank at Madras; Entrance Gateways at Kooch Behar and Rajnagar; Swimming Pond Enclosure at Hyderabad; Bathing Ghat at Calcutta; Bandstand at Bombay; Verandahs at Elphinstone Circle, Bombay; Ironwork for Booking Hall at Egmore Railway Station, Madras; Staircases at Durbhanza, and Electric Light Pillars at Mysore and Calcutta, &c. &c.

WALTER MACFARLANE & CO.





LAMP GROUP AT PICCADILLY CIRCUS, LONDON.

CONTENTS OF ABRIDGED ILLUSTRATED CATALOGUE.

	Page		Page
Arbours	136-140	Lamp Brackets	80-81
Arch Roof	133	.. Pendants	83
Arches, Spandril	98-101	.. Pillars	72-79
Arms	120	Lanterns	84
Balconies, Cast Iron	55-58	Lavatory Ranges	63
.. Wrought Iron	58	Lean-to Roof	133
Balusters	48-49	Letters, Sign	121
Bandstands	136-139	Lights, Cupola	131-132
Baths	65	.. Roof	131
Belfries	17	Loose Box	66
Benches, School	61-62	Mullions	109
Brackets	92-94	Newel Posts	48
.. Column	102-104	Panel Enrichments	119
.. Handrail	52	Panels, Circular	44
.. Harness	66	.. Rectangular	43
.. Spandril	95-97	.. Semicircular	45-46
Building Front	148	.. Triangular	46
Capitals, Column	116	Pavilions	136-140
.. Pilaster	116	Porches	134
Closets, Footrest	70	Porticoes	135
.. Trough Water	69	Railings, Cast Iron	19-25
.. Wash-down	64	.. Stair	49-51
.. Wash-out	64	.. Wrought Iron	27-28
Columns	109-115	Ranges, Lavatory	63
Conservatories	141-143	Roof, Arch	133
Conservatory with Airing Room	142	.. Lean-to	133
.. Smoking Room	142	.. Lights	131
Covered Ways	135	.. Spandrils	105-107
Crests	120	Sign Letters	121
Cupola Lights	131-132	Sockets, Baluster	52
Desks, School	61-62	Spandril Arches	98-101
Devices	120	Spandrils, Roof	105-107
Door Hoods	134	Stable Fittings	66
Durbar Hall	144	Stairs, Spiral	53-54
Electric Light Brackets	87-90	.. Straight	51
.. Carriers	85-86	Standards, Gate	39-41
.. Pillars	85-90	.. Railing	39-40
Enrichments, Hinge	121	Stands, Flower	13
.. Panel	119	Step Plates	52
.. Terminal	119	Summerhouse	136-140
Examples 2, 26, 50, 59, 117, 118, 122, 144, 145, 146, 147, 148		Terminals	14-16
Fanlights	126	Terminal Enrichments	119
Floral Hall	141	Towers, Clock	17
Footrest Closet	70	Troughs, Water	67
Fountains, Drinking	5	.. Water Closet	69
.. Spray	6-11	Urinals	68
Garden Seats	12-13	Vases, Flower	13
Gates, Cast Iron	29-37	Verandahs	135
.. Wrought Iron	37-38	Verandah applied to Public Building	146
Girders	107	Wash Basin Stand	64
Gratings, Floor	47	.. Down Closet	64
Hinge Enrichments	121	.. Out Closet	64
Insignia	120	Water Closets, Trough	69
Interior Ironwork, Durbar Hall	144	Water Troughs	67
.. Madras Bank	145	Windows	124-125
Ironwork, Decorative and Constructional for Mansion	147	.. Circular	129
Kiosks	136-140	.. Dormer	130
Lamp Arches	82	.. Semicircular	126-128
		Winter Garden	141



SECTION I.

NOTES AND DIRECTIONS FOR ORDERING.

FOUNTAINS.

The Drinking Fountains shown have the spring bib valves included in their prices, ready to connect to the branch from the water main.

The Spray Fountains shown are suited for Gardens, Streets, Squares, &c., and their prices include all jets and piping to the ground level. In the case of those illustrated with ground basin casings the piping is supplied to the outside of the casing.

When ordering clearly specify the design number, size, quantity required; and if spray fountain, state whether light, medium, or heavy jets (referring to the quantity of water thrown by them) are wanted, giving at the same time if possible the head or pressure of water to be used.

As 1 No. 8 Fountain 9' 6" high, with two cups and chains;  
or 4 No. 122 Spray Fountains 10' 3 1/2" high, with Ground Basin Casing 14' 2" x 10' 8", heavy jets, 70 feet head, or 30.3 lbs. per foot.

PARK AND GARDEN SEATS.

These Seats are priced in the list including woodwork, and also as bench standards without this woodwork.

When ordering clearly specify the design number, size, quantity required, and if complete benches are wanted give the length of same.

As 3 No. 40 Garden Benches 16" x 31" high over wood, 9' 0" long including woodwork.

FLOWER VASES.

Our Flower Vases are arranged to take the usual earthenware flower pots containing the plants, but their prices do not include these pots.

When ordering clearly specify the design number, size and quantity required.

As 12 No. 479 Flower Vases 2' 7" high.

FLOWER STANDS.

These Flower Stands include the ornamental standards and shelves, but do not include the flower pots.

When ordering clearly specify the design number, size and quantity required, and in the case of either No. 93 or 97 state the length desired. If wanted to follow the interior lines of a conservatory or other structure a dimensioned sketch plan of the interior should accompany the order.

As 1 No. 93 Flower Stand 3' 1 1/2" high x 6' 0" long.

TERMINALS.

The designs of Terminals illustrated are suitable for finishing the salient points of roofs, &c. Their prices do not include fixings such as snugs, screws, bolts, batts, &c., these being added when necessary to order.

When ordering clearly specify the design number, size and quantity required; and if bolt, screw or other provision for fixing is wanted, clearly describe same giving length. Should it be preferred to leave the design of such fixing to us, give the detail of the position and material on which the terminal is to be erected.

As 4 No. 207 Terminals 6' 5" high, with 3/4" Bolt 6' 0" long with 6" square washer and nut.

CLOCK TOWERS.


Prices of these do not include Clock, Dials or Bell with gearing.

When ordering it is desirable to send sketch showing the dimensions of that part of the building on which the Clock Tower is to be erected, unless it is intended to build up to suit our Ironwork of the Tower, in which case we send a plan showing finished dimensions of such a structure to suit our work.

When ordering give the design number, size and quantity required.

As 1 No. 401 Clock Tower 15' 7" high. A timber and lead erection will be built to suit Tower.


In the following pages we submit a small selection from our numerous designs of Ornamental Drinking and Spray Fountains, Park and Garden Seats, Flower Vases and Stands. On pages 9, 10, 11 we show larger Spray Fountains suitable for Public Gardens or Park. Other designs on application.



No. 48  
With or without grating.



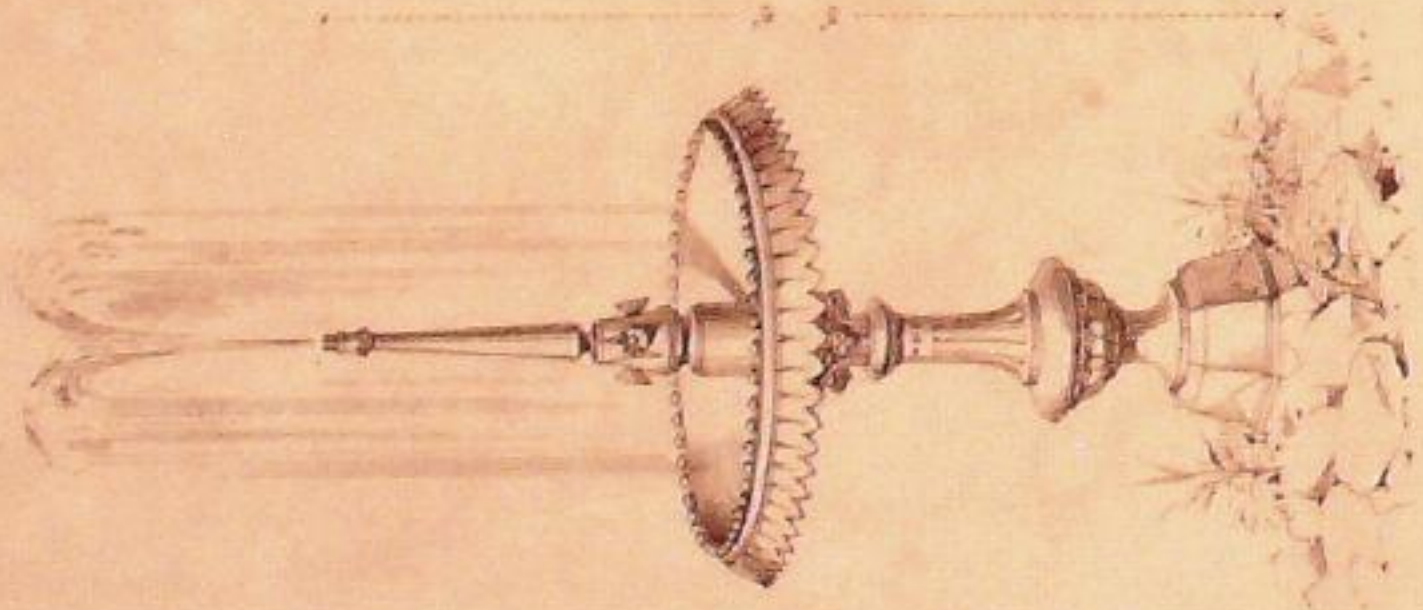
Nos. 4, 6, 7 and 8 can be supplied with Dog Trough at an extra cost. Any Inscription or Device on Shields to order, and extra to price.




When Drinking Fountains are supplied for India, the cups and chains are omitted, and the prices in the list are exclusive of these. The cups and chains can be supplied at an extra cost if required, and in this case should be clearly specified as "with drinking cups and chains".




Nº 117



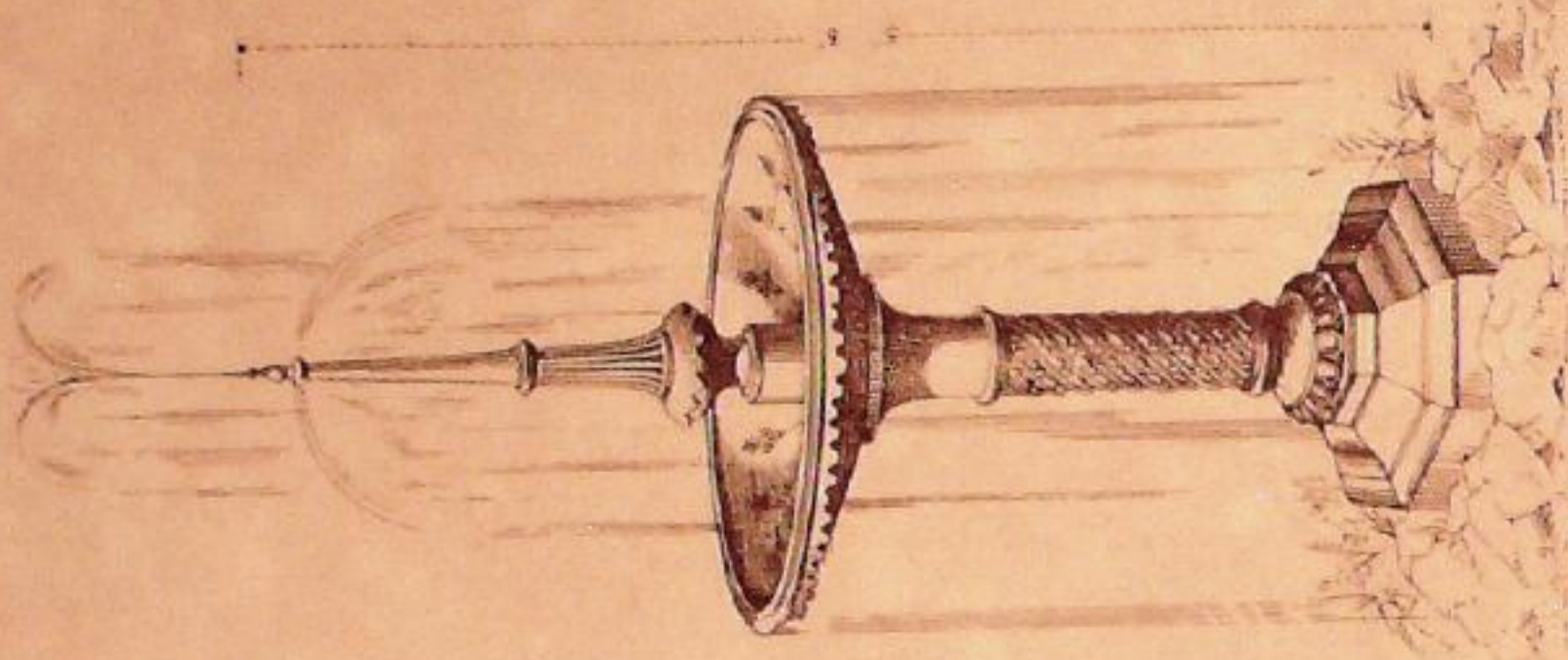
Nº 11




Nº 13




Nº 12



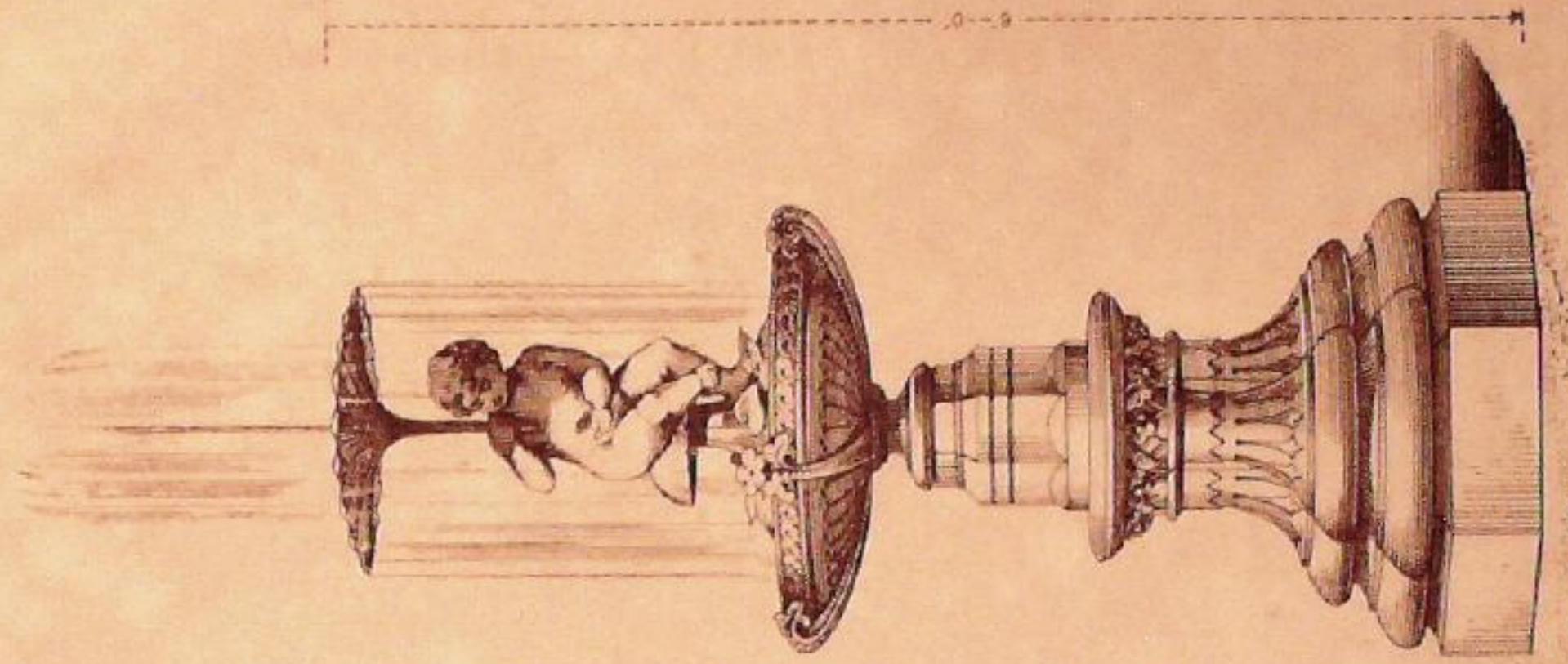
Nº 119



Nº 120




Nº 37





MACFARLANE'S CASTINGS — FOUNTAINS

Nº 119



MACFARLANE'S CASTINGS — FOUNTAINS

Nº 121

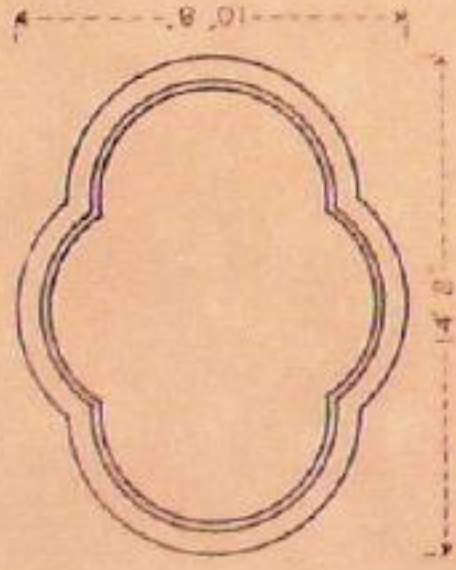
(Registered Design No. 302384.)






No 122

PLAN OF SPRING BASIN




Any other size to order.



Larger Illustrations on Application.

MACFARLANE'S CASTINGS — FOUNTAINS.


No. 130



37' 4" high x 42' 0" diameter of outer basin.

The life-size figures are emblematic of "Art", "Science", "Literature" and "Commerce", and the panels the Signs of the Zodiac. We design commemorative, monumental and decorative fountains to suit special requirements, and have many additional standard designs to those shown herein, which may be had along with prices on receipt of particulars.






These benches are 6' 0" and 9' 0" long, but can be made to any length to order.



The following benches are made 6' 0" and 9' 0" long, but can be made to any length to order.





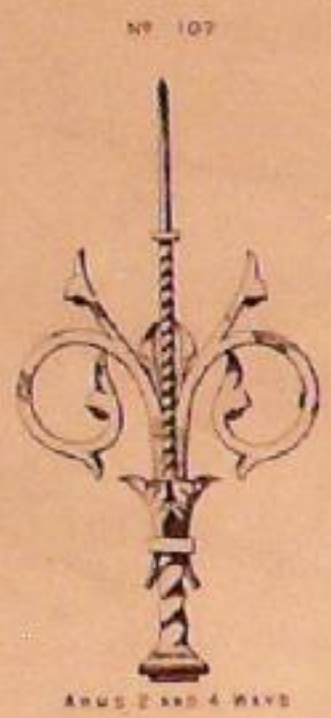


3' 0" and 6' 0" long.


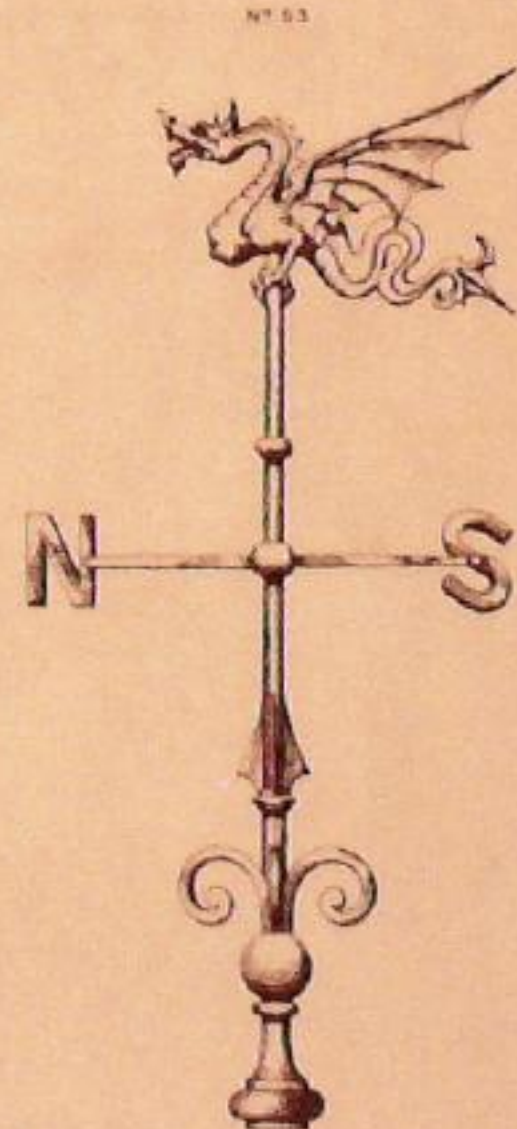



3' 0" and 6' 0" long.



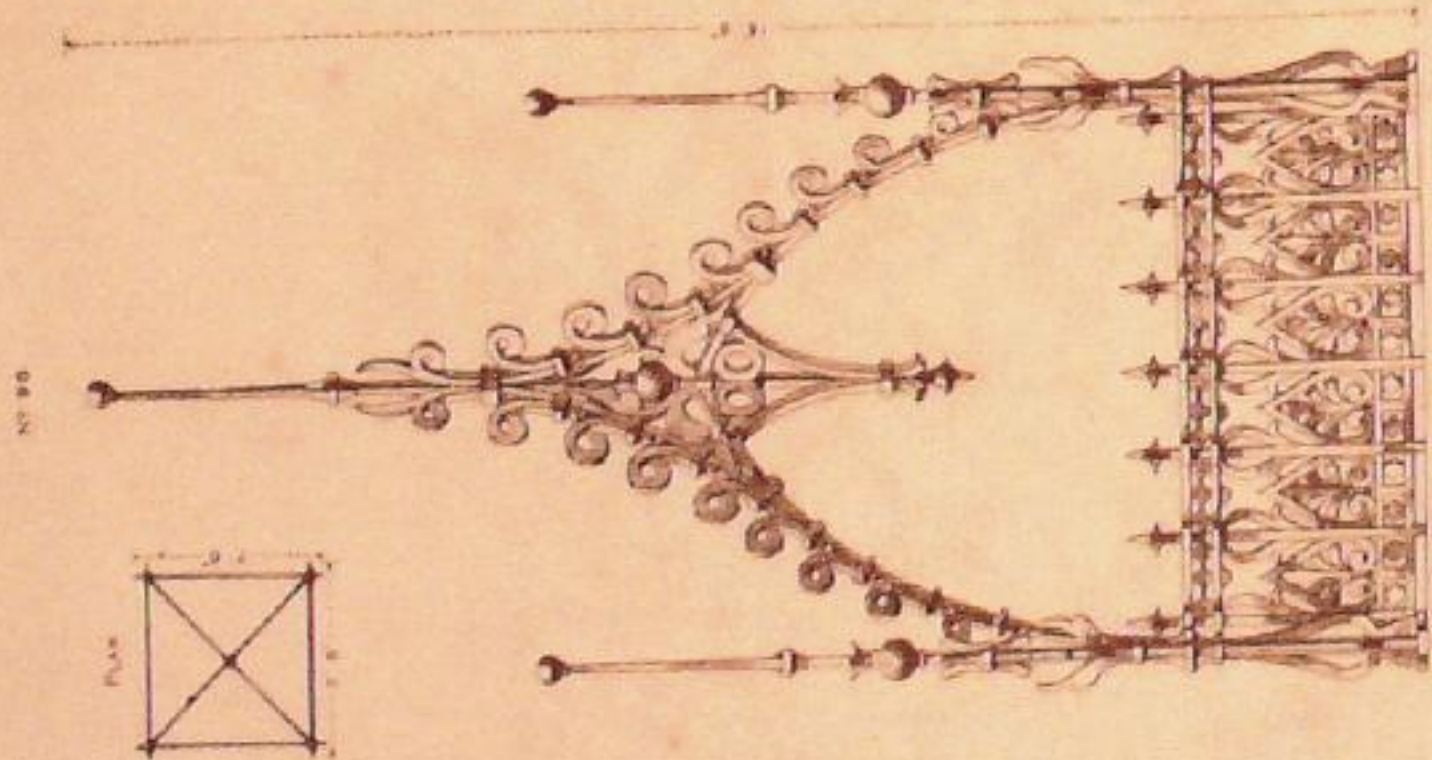
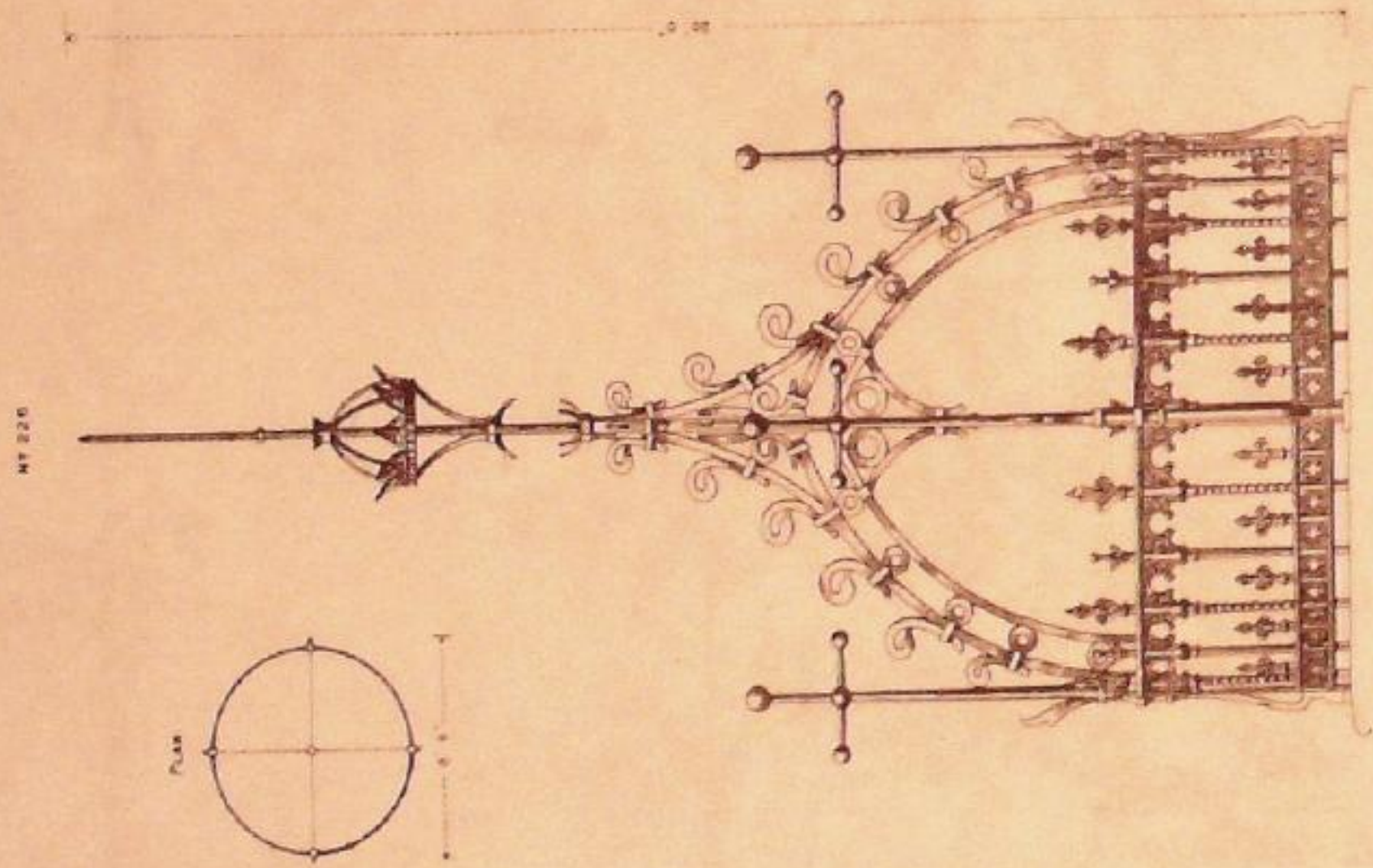
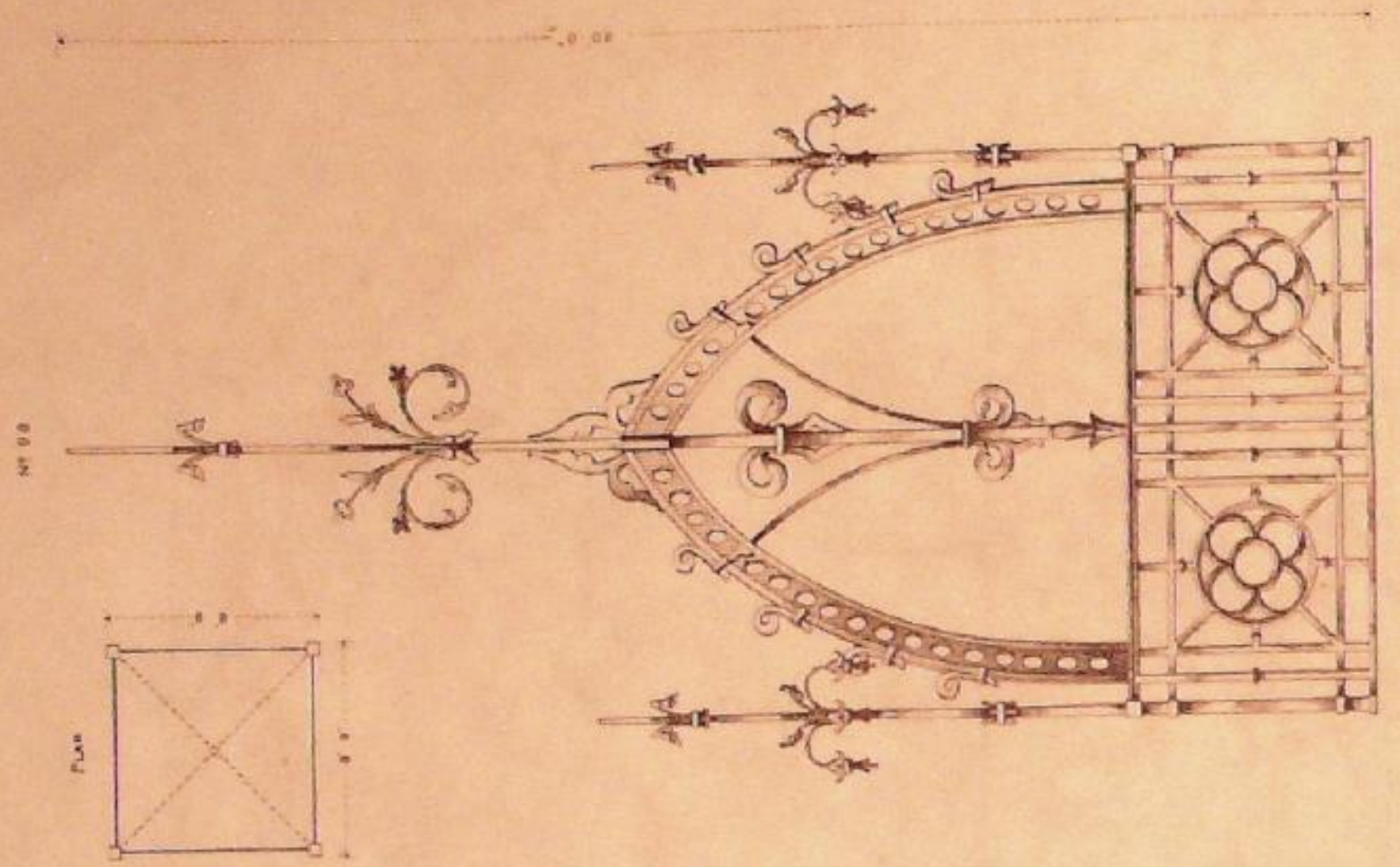
MACFARLANE'S CASTINGS — TERMINALS





MACFARLANE'S CASTINGS — TERMINALS







SCALE 1/4" = 1'-0"



Clock, Dials and Bell with Gearing charged extra.



SECTION II.

NOTES AND DIRECTIONS FOR ORDERING.

RAILING.

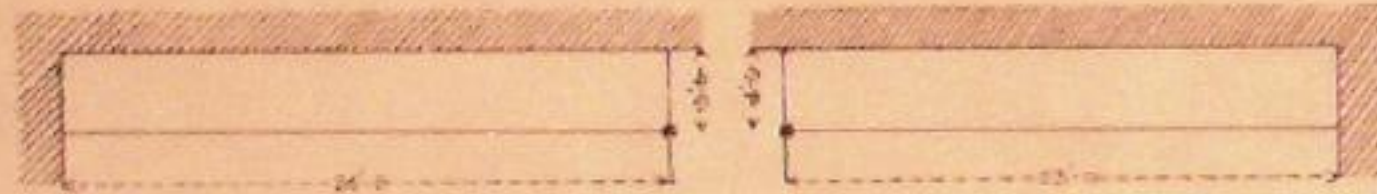
The prices given are per yard in pattern lengths unfitted, exactly as shown in the Catalogue. Where batts are shown on the illustration, these are ragged so that the railing may be fixed on either stone or concrete. In the following cases extra prices must be allowed for:

1. Fitting the lengths of railing together into stretches.
2. Any modification or alteration to existing patterns in design, height or length.
3. Raked railings to suit slope on a wall not actually level where the usual level pattern is unsuitable.
4. Circled railings to suit curved walls.
5. Ramped ends of stretches.
6. Battis where these are not indicated in the illustration.
7. Fixings, including snugs for screwing down, end fixings, fixings for wood handrail or other runner along top, or any special fixings to suit particular purposes.
8. Backstays or standards either end or intermediate, unless where these are stated as included in the price of the Railing.

When ordering state clearly—

1. Design number, height and number of yards in pattern lengths; if to be fitted in stretches give lengths of the various stretches.
2. The material on which the railing is to be erected and the material it finishes against at the ends of the stretches.
3. The distances apart and pattern number of standards, if required, and whether with or without backstays.
4. The material and size of the handrail, where required, along the top of the railing, and state whether it is to be supplied with the railing. This will not be supplied unless stated on order.

It is desirable to supplement the foregoing information with a rough but clearly dimensioned sketch plan, as for instance: "No. 208 Railing 4' 0" high, with batts on bottom for concrete, and at ends for stone, with No. 208 Railing Standards at corners as plan."



GATES.

Prices include Pivots, Carriages for Stone, Concrete or Brick Piers or Walls, Latch or Lock with handle as illustration. In addition with Single-leaf Gate we supply a bosshead for fixing to pier to lock the gate to, and for Doubled-leafed Gate a folding stopper for setting into stone or concrete block in the centre of gateway, and a striking plate to allow the two leaves to joint together neatly.

The following are extra to the prices given:

1. Quadrant Rails, except in the case of No. 900 Gate.
2. Special Carriages such as for bolting through pier.
3. Back Catches to fix open the leaves of Single or Double Gates.

Quadrant Rails and Piers.—It is always desirable to avoid using quadrant rails wherever possible, and for this reason piers for large and heavy gates should be strongly built.

Gates should be selected before building piers, so that the latter may be built to the correct height and at the correct distance apart to contain the gate. This saves the cost of altering patterns, and gives the most satisfactory results.

When ordering state clearly—

1. The design number, sizes and number wanted, single or double leaved, to hang to stone, brick, concrete or iron standards, and if single-leaf whether to be hung to right or left hand.
2. If standards or piers are already erected give the exact distance between them at base, body and cap, together with the height to cap.
3. When Gates are to be applied with railings, give the height of the parapet wall above the ground line at heel of gate, or above the step on which gate stands.

The following example shows the simplest method:

1 No. 739 Double-leafed Gate 10' 0" x 7' 11", with 2 Single-leaf Gates 4' 1" x 7' 11", right and left hand, to hang to stone Piers and fitted with locks. Also 2 stretches No. 739 Railing 4' 1" each, 15' 0" long as sketch.




RAILING AND GATE STANDARDS.


The prices for these cover batts where indicated for fixing on stone or concrete. Where no fixings are shown on the illustration, any fixings desired can be supplied at an extra cost. Any special fixings such as flanges, tail pieces, &c., and any carriages for gates or bossheads cast on for locking gates are extra. Sockets or preparations to take railing are extra.

When ordering clearly specify design number, height and quantity required, giving particulars of any fixings or preparations required and their positions.

As 2 No. 950 Gate Standards 8' 10" high with flange on base, with 4 holes for bolting to concrete foundation.








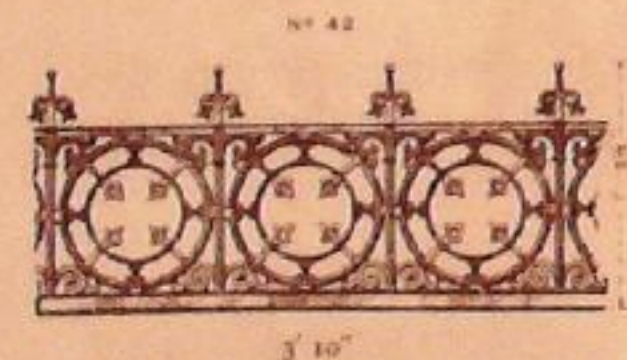
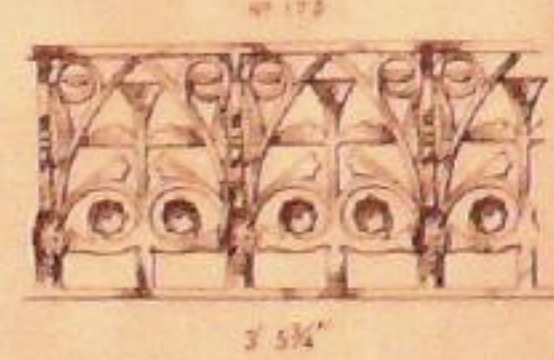

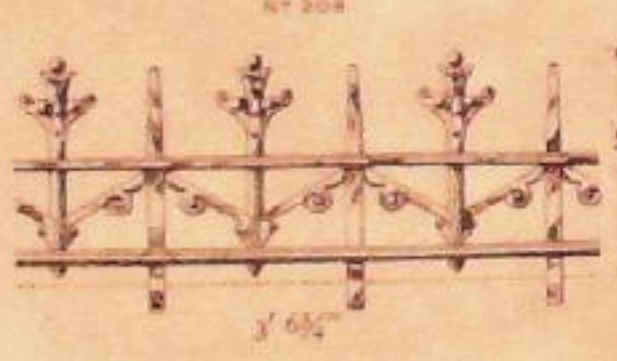


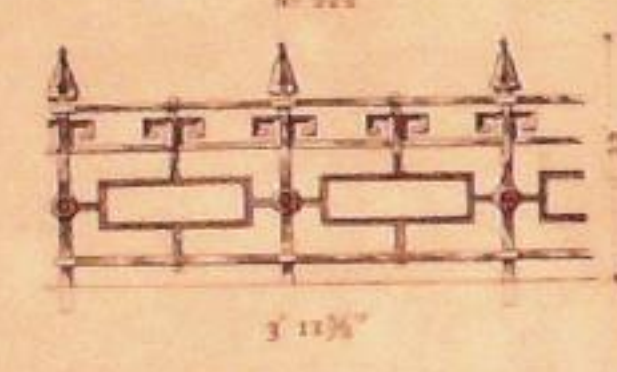



Pattern lengths of Railings, i.e. lengths of castings, are given underneath illustrations.




See also pages 39 to 41 of Standards.



MACFARLANE'S CASTINGS — RAILING

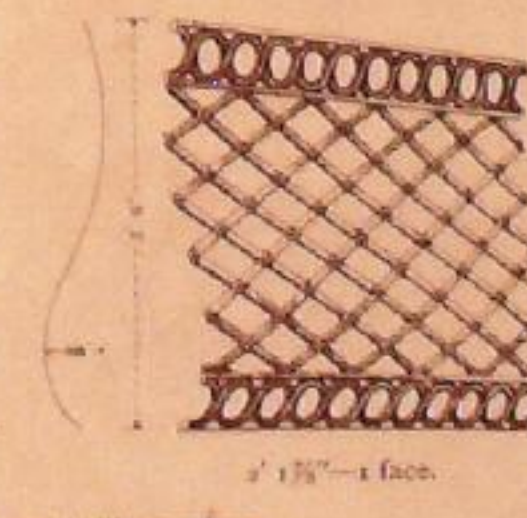



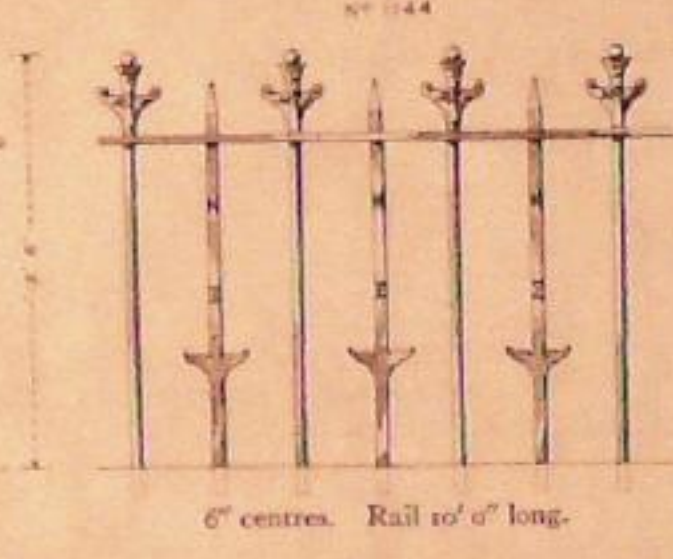
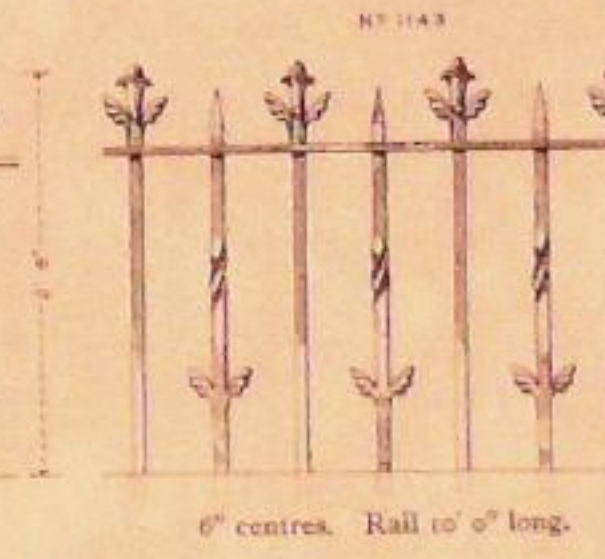
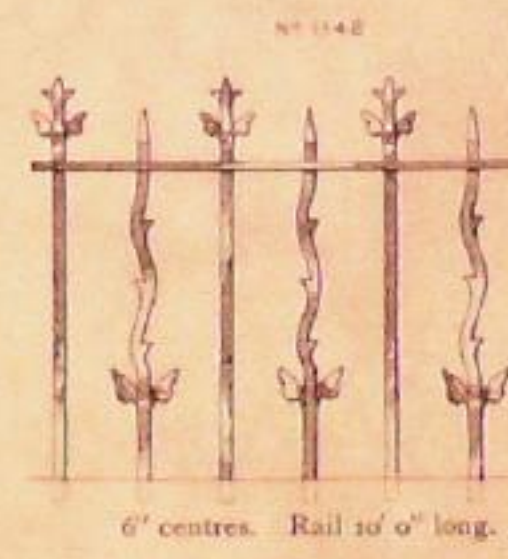

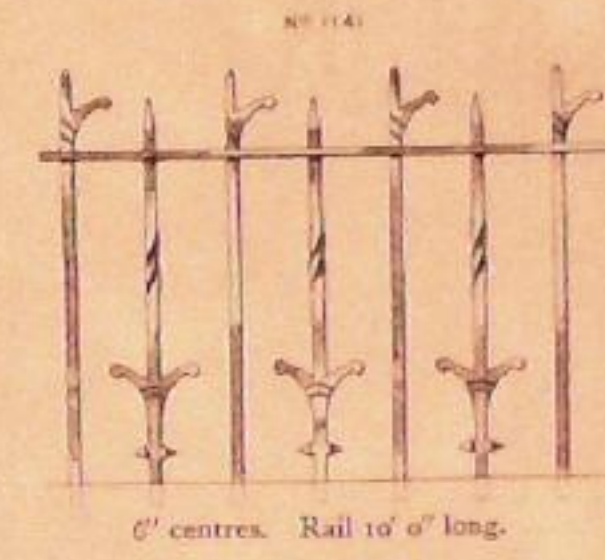

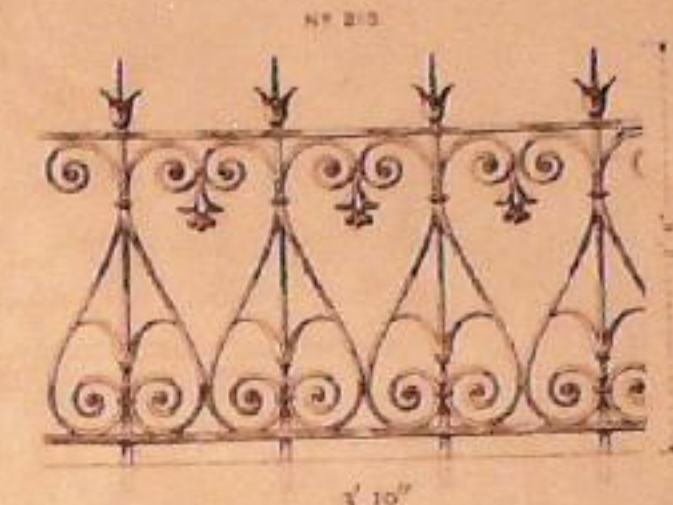



Pattern lengths of Railings, i.e. lengths of castings, are given underneath illustrations.




See also pages 39 to 41 of Standards.

MACFARLANE'S CASTINGS — RAILING


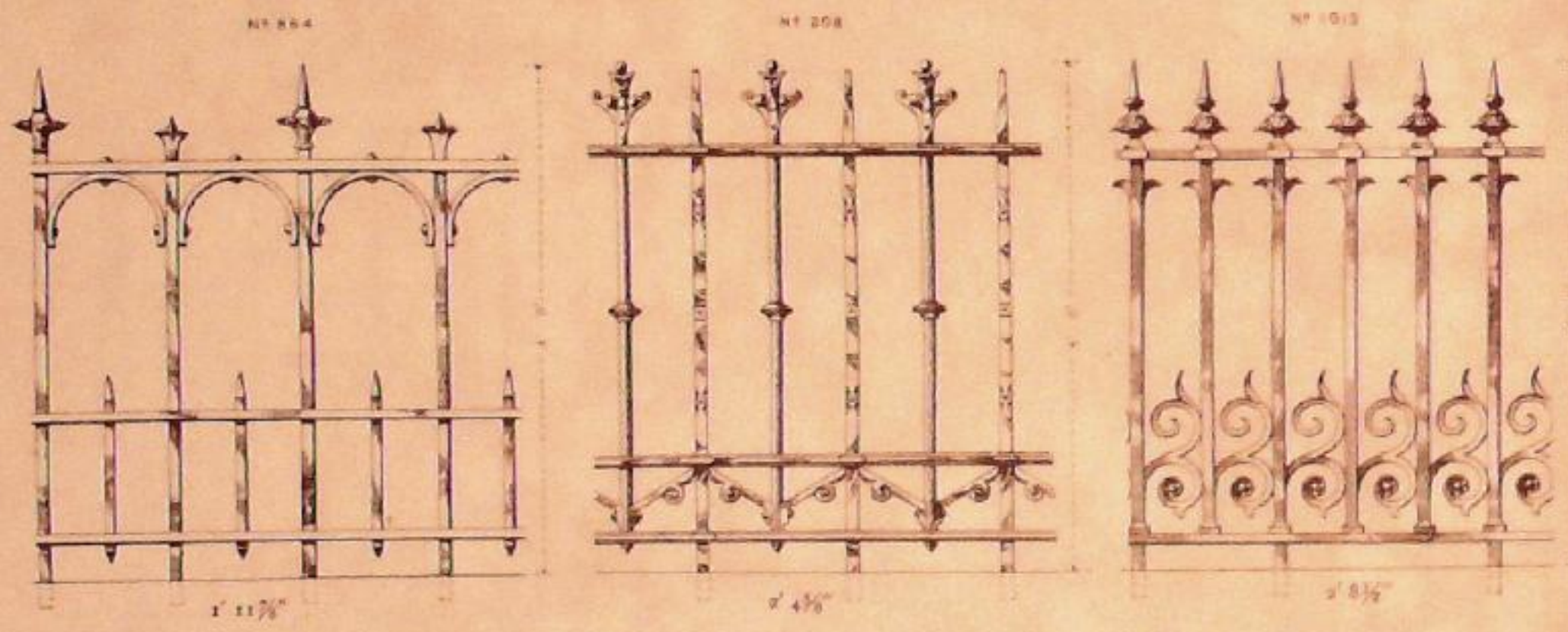



Pattern lengths of Railings, i.e. lengths of castings, are given underneath illustrations.



See also pages 39 to 41 of Standards.


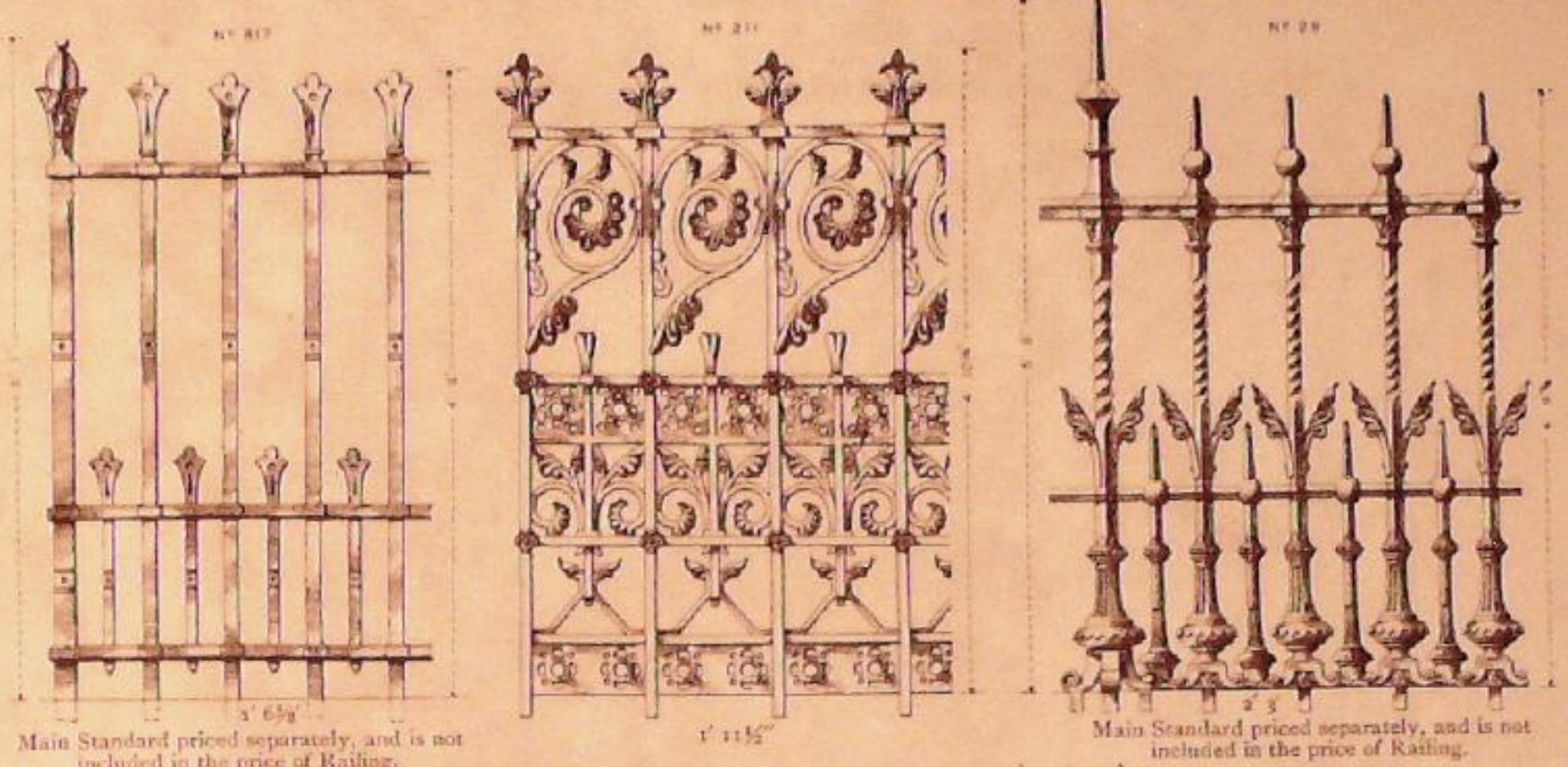





\*Pattern lengths of Railings, i.e. lengths of castings, are given underneath illustrations.



See also pages 39 to 41 of Standards.



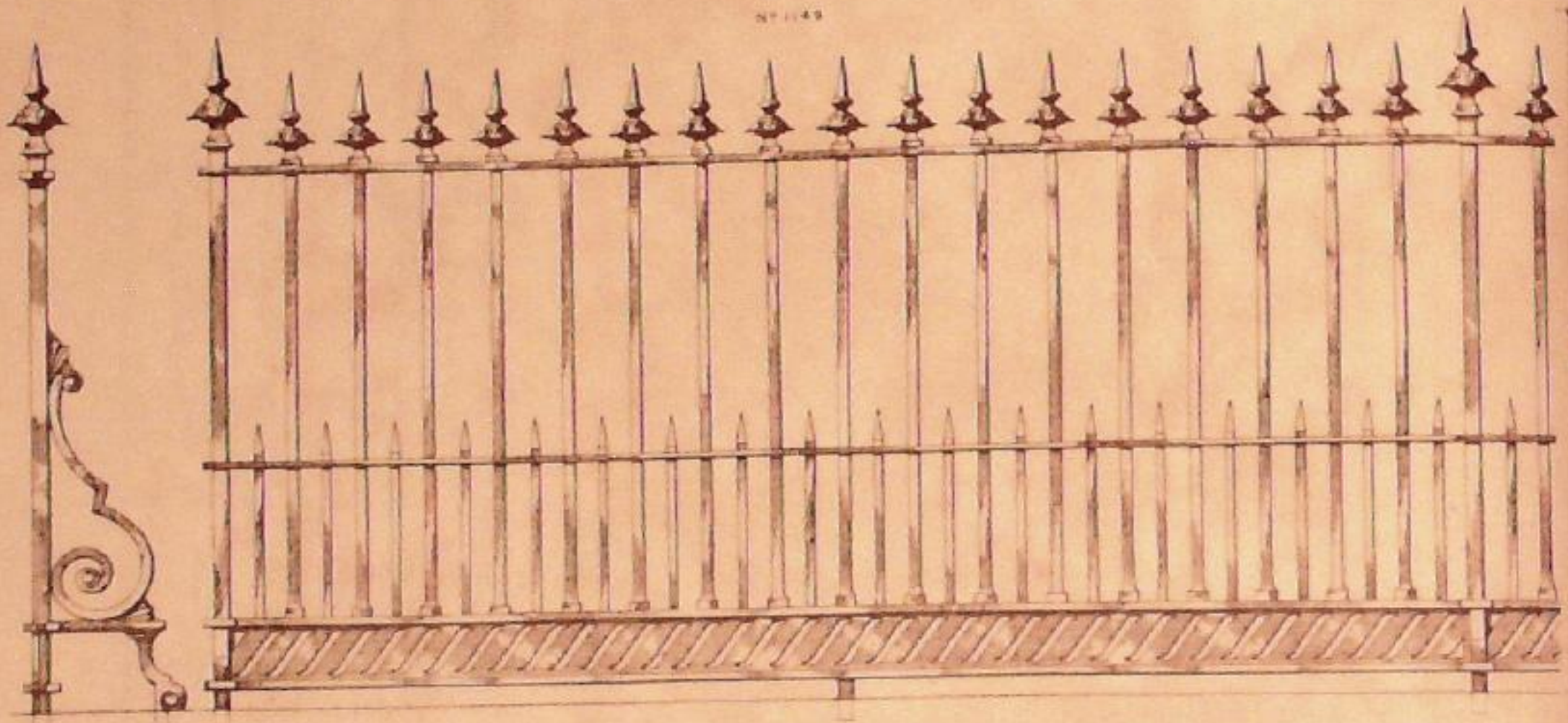
See also pages 39 to 41 of Standards.



See also pages 39 to 41 of Standards.




NO 449




Main Standard with Backstay repeats at 9' 10" centres, and is included in price.

NO 457



1' 7 1/2"

NO 373



Main Standard with Backstay repeats every 8' 10", and is included in price.


Pattern lengths of Railings, i.e. lengths of castings, are given underneath illustrations.

SCALE




See also pages 39 to 41 of Standards.

NO 774



Main Standard repeats every 10' 6", and is included in the price of the railing.

NO 63



The only method of working iron.

Pattern lengths of Railings, i.e. lengths of castings, are given underneath illustrations.

SCALE



See also pages 39 to 41 of Standards.

NO 733




Main Standard with Backstay repeats every 10' 6", and is included in the price of the railing.



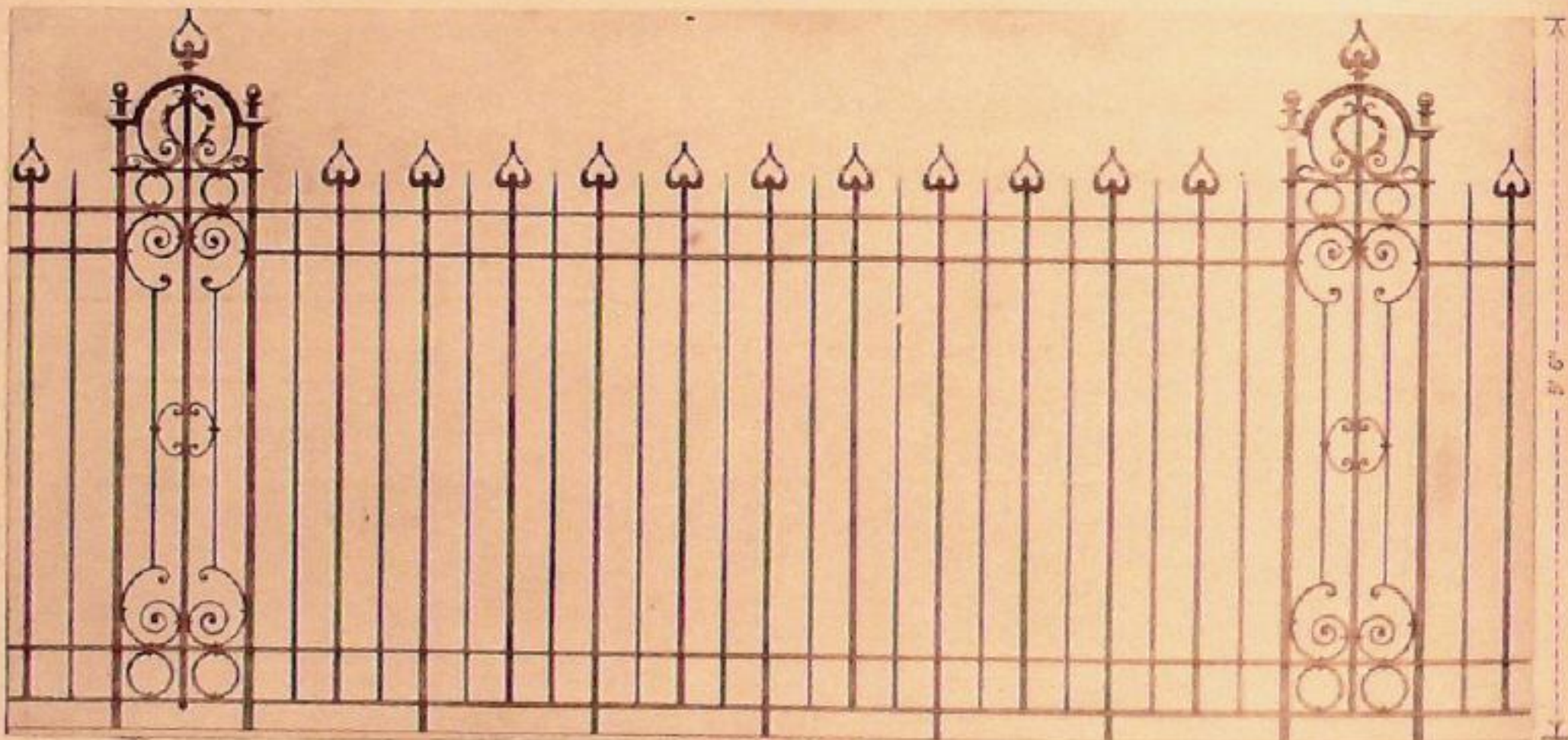




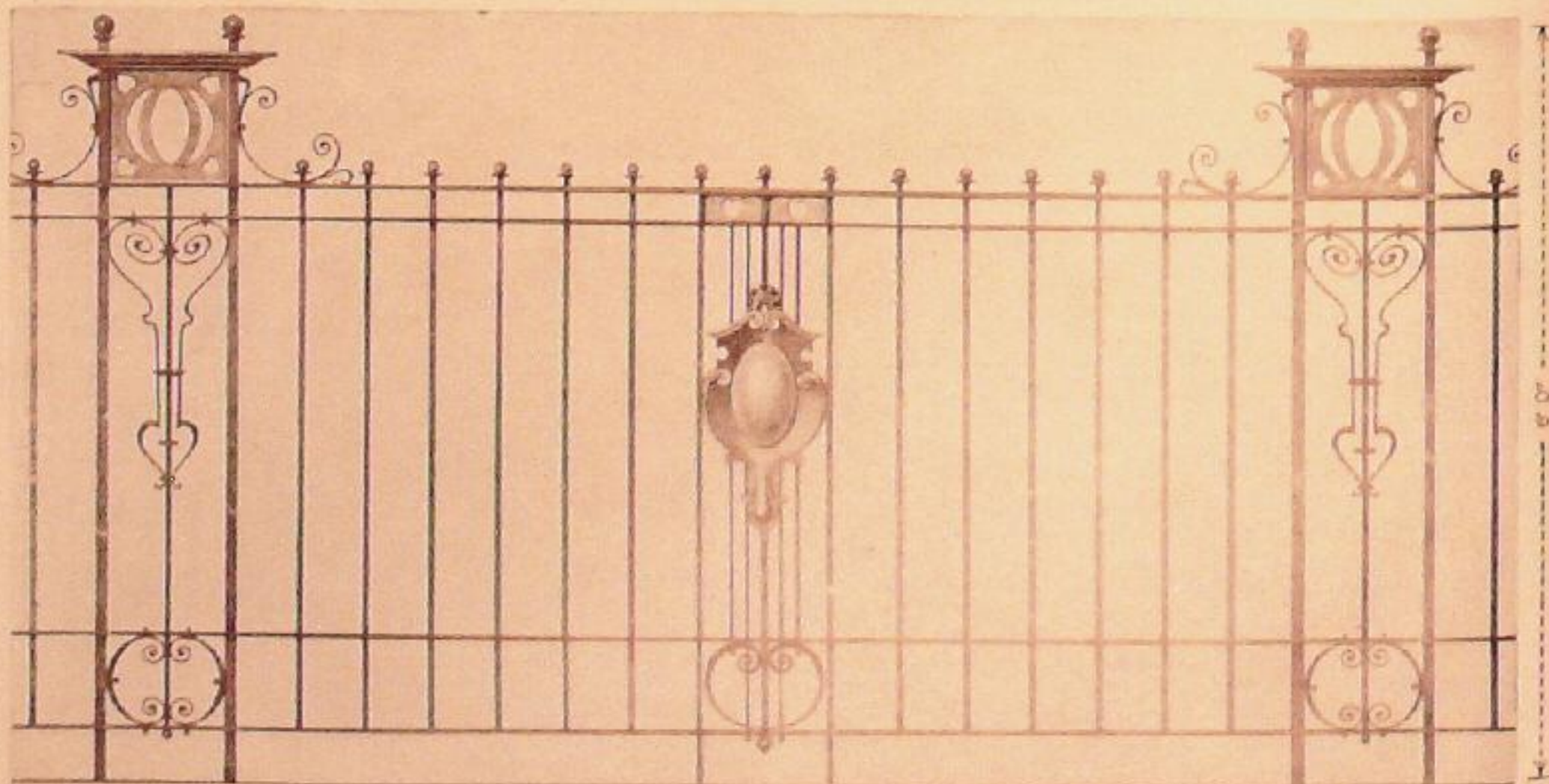
No. 1824



No. 1825




No. 1826—SOLID PANELS AND SHIELD ENRICHMENT IN CAST IRON.



These wrought-iron railings can be made to any height and to suit any space or plan to order. Special designs on application.


MACFARLANE'S CASTINGS — GATES



See also pages 39 to 41 of Standards.



N<sup>o</sup> 1127



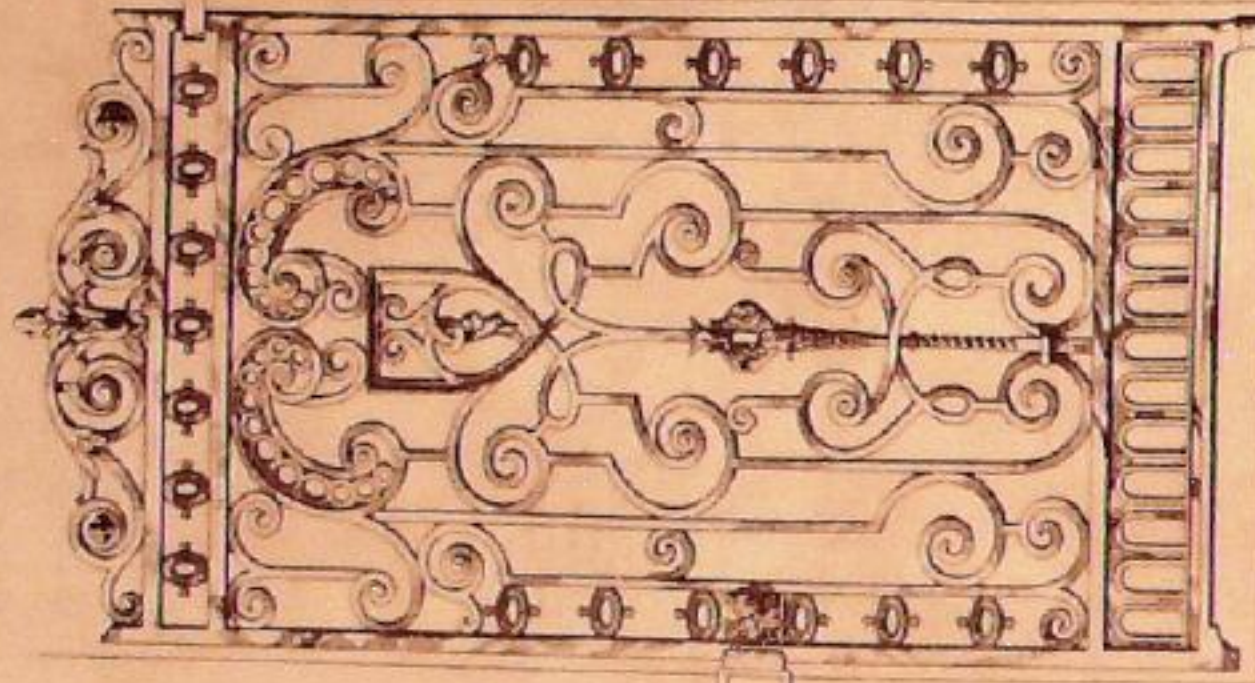
Double Leaved Gate 7' 8" wide x 7' 11" high.  
Also Double Leaved Gate 11' 3" wide x 10' 0" high.  
Page 34

N<sup>o</sup> 1130



Also 7' 7 1/2" high.  
For Double Leaved Gates see page 39.

N<sup>o</sup> 1131




Double Leaved Gate 7' 11" wide x 7' 9" high.  
Also Double Leaved Gates 11' 7" and 14' 0" wide x 11' 9" high. See page 35.

SCALE




See also pages 39 to 41 of Standards.

N<sup>o</sup> 209




5' 3", 6' 2" and 10' 7"  
Single Leaved 3' 2" and 4' 8"

N<sup>o</sup> 208




7' 2" and 10' 7"  
Single Leaved 3' 9"

SCALE




See also pages 39 to 41 of Standards.





№ 733

8' 0" and 11' 0" Single Leaved 4' 0" See Page 30

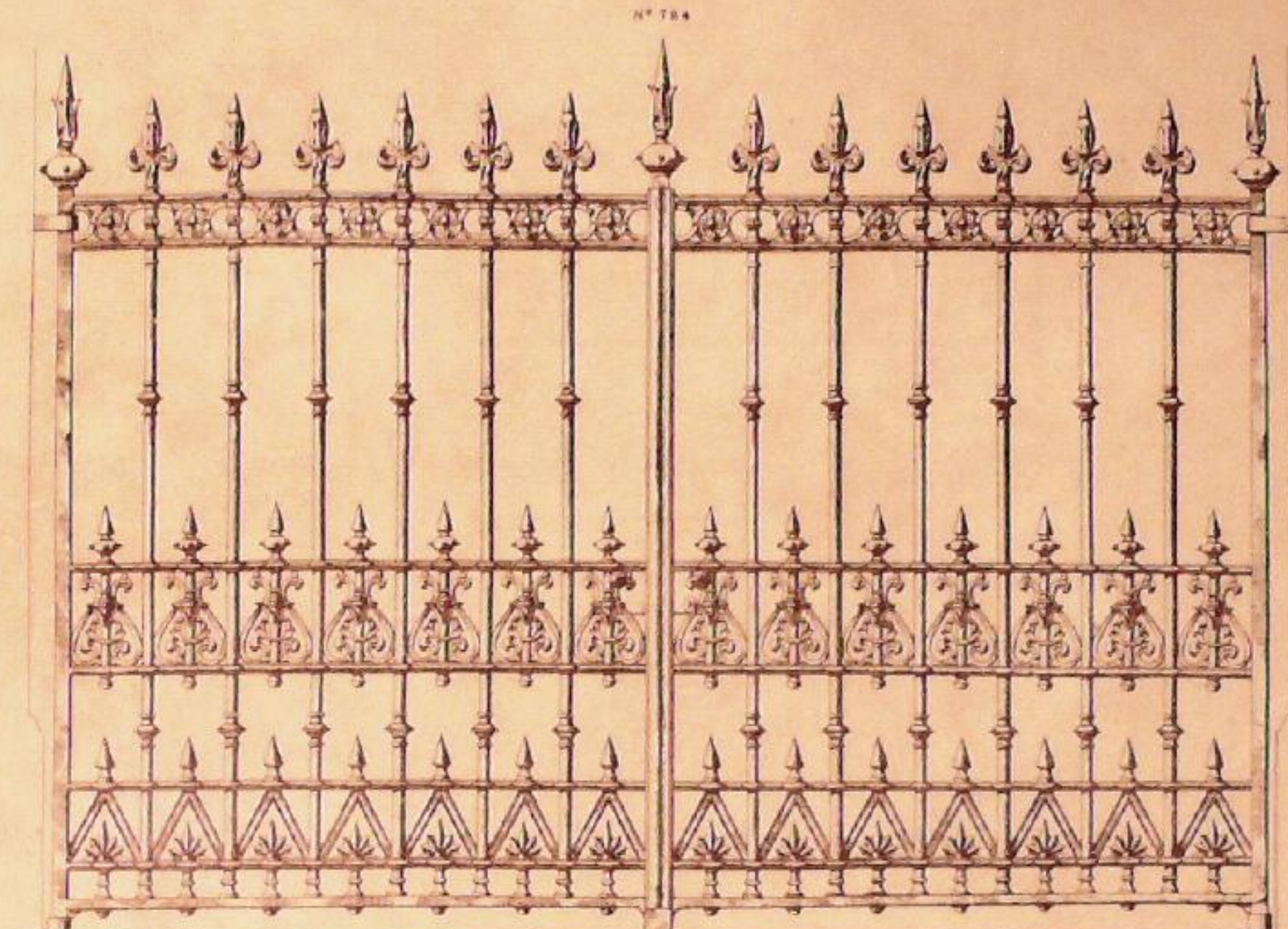


№ 83

8' 0" and 10' 0" Single Leaved 5' 0" and 6' 0"


SCALE

See also pages 39 to 41 of Standards.



№ 784

8' 0" and 11' 0" Single Leaved 4' 0"



№ 809

8' 0", 10' 0" and 10' 0" Single Leaved 4' 0" x 7' 0" high


SCALE

See also pages 39 to 41 of Standards.



MAGFARLANE'S CASTINGS — GATES

NO 1167



Single Leaved 3' to width 8' 7" high. See page 30.  
 Gate Standards priced separately. For other designs see pages 39 to 41.

SCALE

1" = 1' and 1/4"

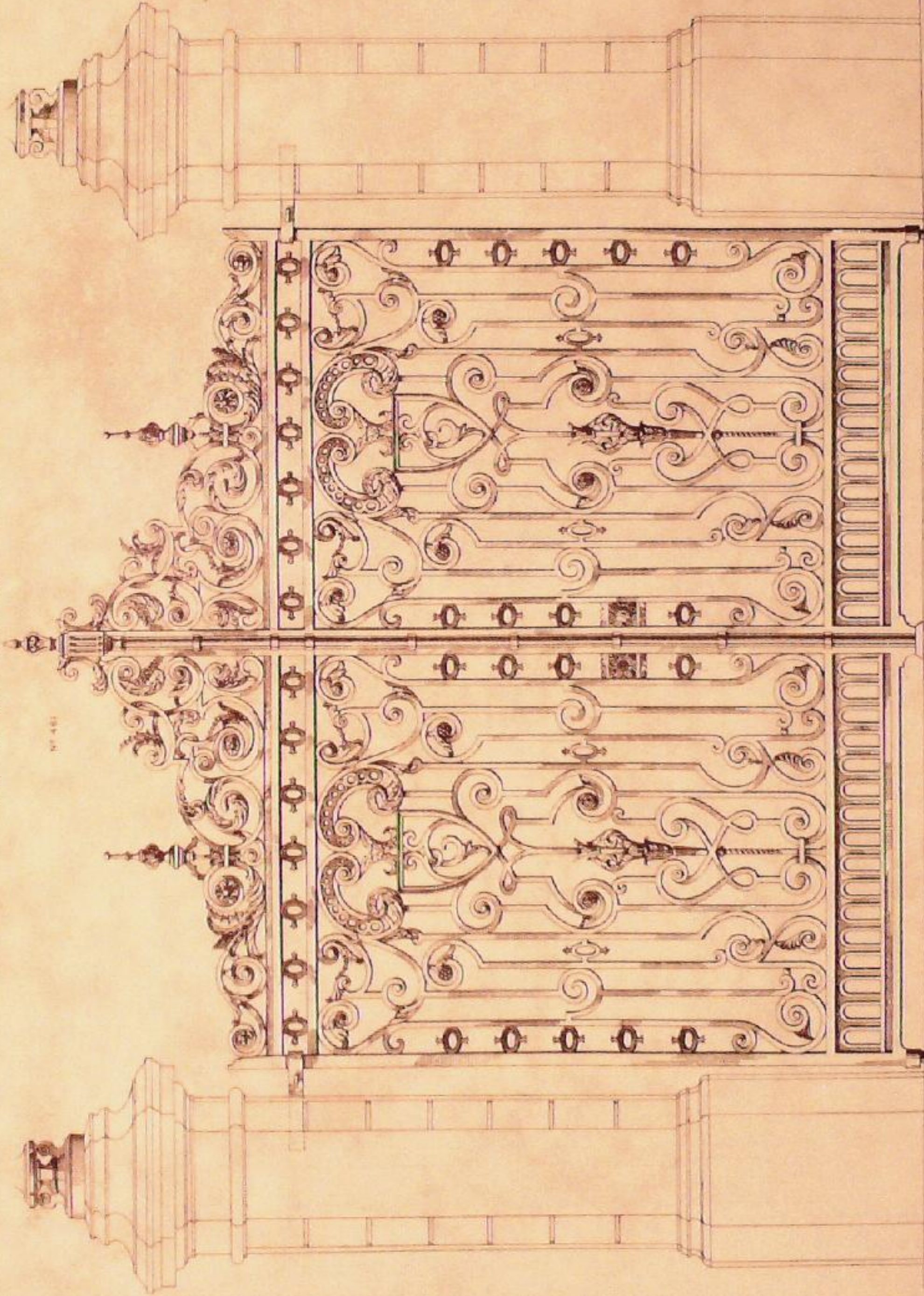
Single Leaved 4' 0" wide 8' 7" high. See page 30.

SCALE

See also pages 39 to 41 of Standards.

MAGFARLANE'S CASTINGS — GATES

NO 1168



1" = 1' and 1/4"

Single Leaved 4' 0" wide 8' 7" high. See page 30.


SCALE

See also pages 39 to 41 of Standards.



No. 900

A No. 324 TERMINAL 6" W  
B No. 71 LAMP 8" H



20' 10" and 23' 4"


Also Double Leaved 6' 9 1/2" wide x 23' 5" high

SCALE

See also pages 39 to 41 of Standards.

No. CCXLII—WROUGHT-IRON FRAMED GATE WITH CAST-IRON ORNAMENTAL PANELS

The leaves of this gate are suspended from wheels which run to either side along steel top rail behind stonework, and are stayed by pulleys running in guide rails behind stonework at bottom.



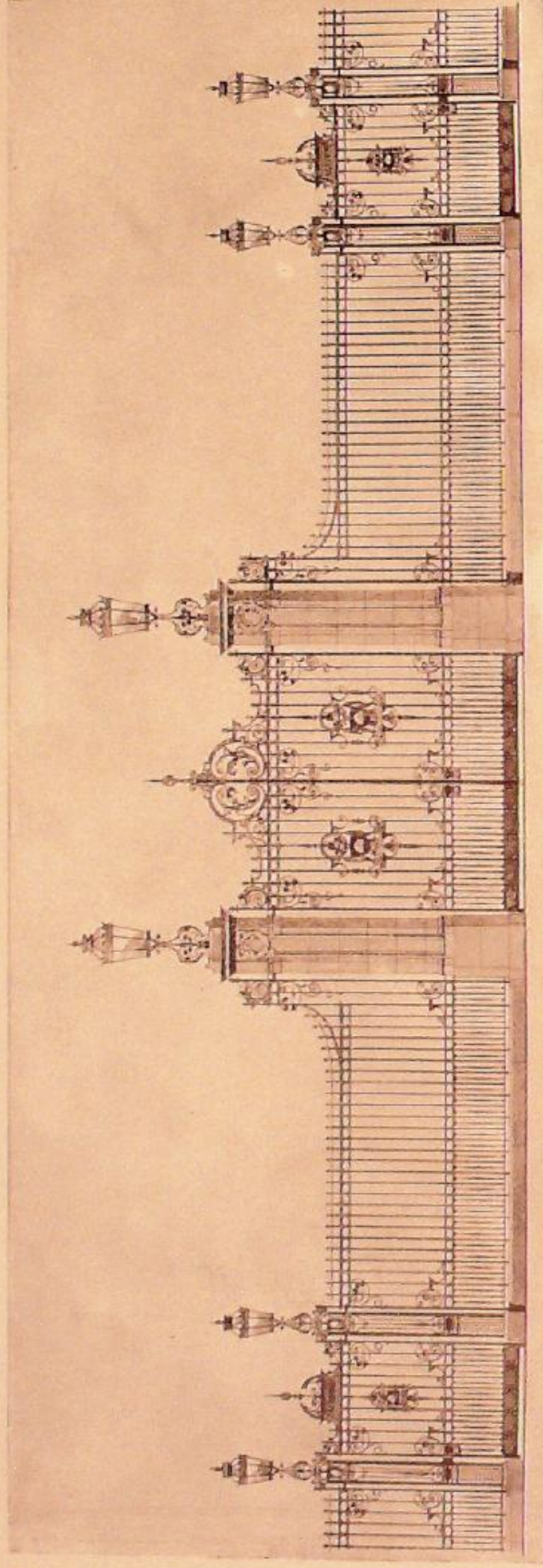
14' 7" x 21' 6" CLEAR OPENING

This gate is 14' 7 1/4" wide x 22' 2" high over frame.

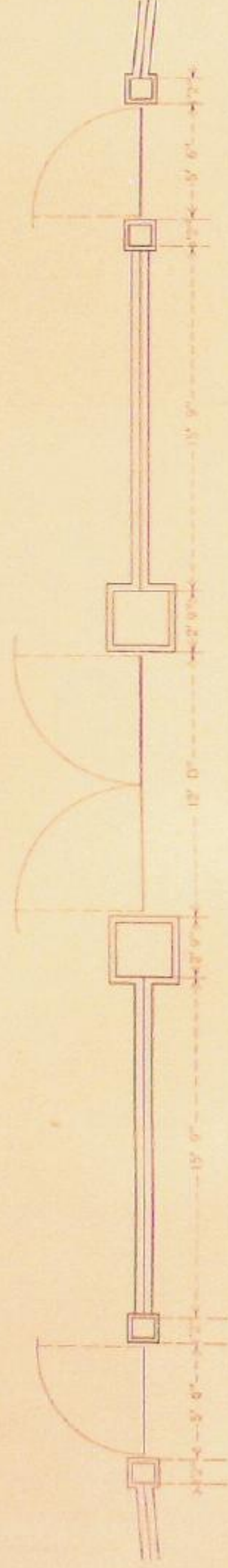
When gates are required to suit particular sizes and shapes of openings, it is desirable to send us a rough sketch of opening with careful dimensions, so that we may make the gate exactly to suit. We submit designs and estimates on receipt of these particulars, and give every order our most careful attention.



MACFARLANE'S WROUGHT-IRON GATES — EXAMPLES.  
 No. CCXLI—ENTRANCE GATEWAY TO PUBLIC PARK, PRIVATE GROUNDS, OR INSTITUTION.  
 Wrought-iron Framed Single- and Double-leaved Gates. Open Pilasters and Lamp Standards with Forged Enrichments and Hammered Iron Foliage. Copper Framed Lanterns prepared for Gas or Electric Light.




Bronze Coat of Arms in Panels of Gates *to order*; Main Piers and Wall Cope of Stone or Concrete.



We make a special study of Entrance Gateways for public and private purposes, and have designed and manufactured them for all parts of the world, and especially for India. We are very glad at all times to submit designs and prices for suitable gateways on receipt of the necessary particulars, or execute designs from our clients' details. We supply complete marked erection plan with all necessary instructions for guidance in fitting up.

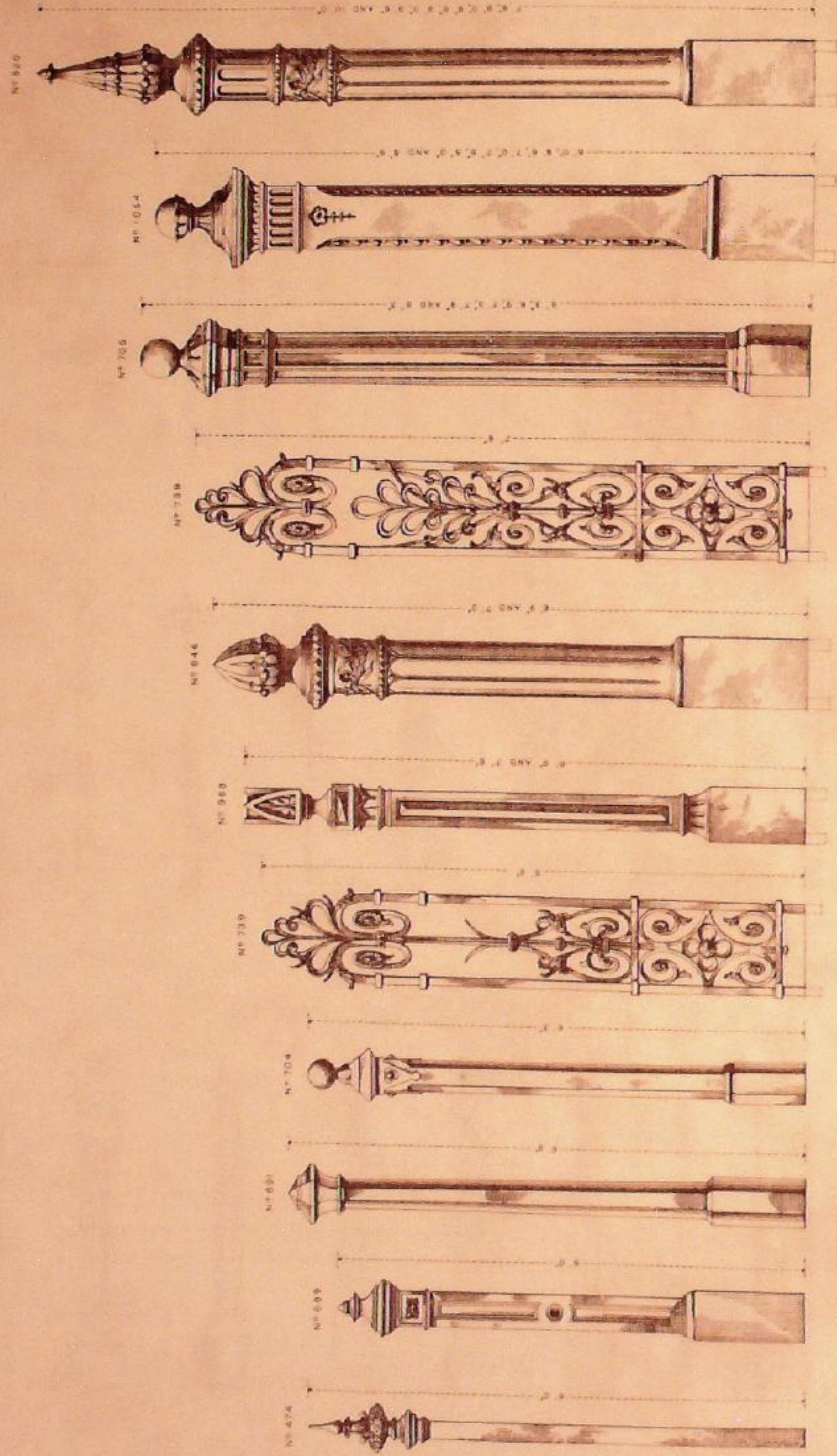
MACFARLANE'S CASTINGS — RAILING AND GATE STANDARDS




SCALE 1 FOOT



MACFARLANE'S CASTINGS — RAILING AND GATE STANDARDS



MACFARLANE'S CASTINGS — RAILING AND GATE STANDARDS

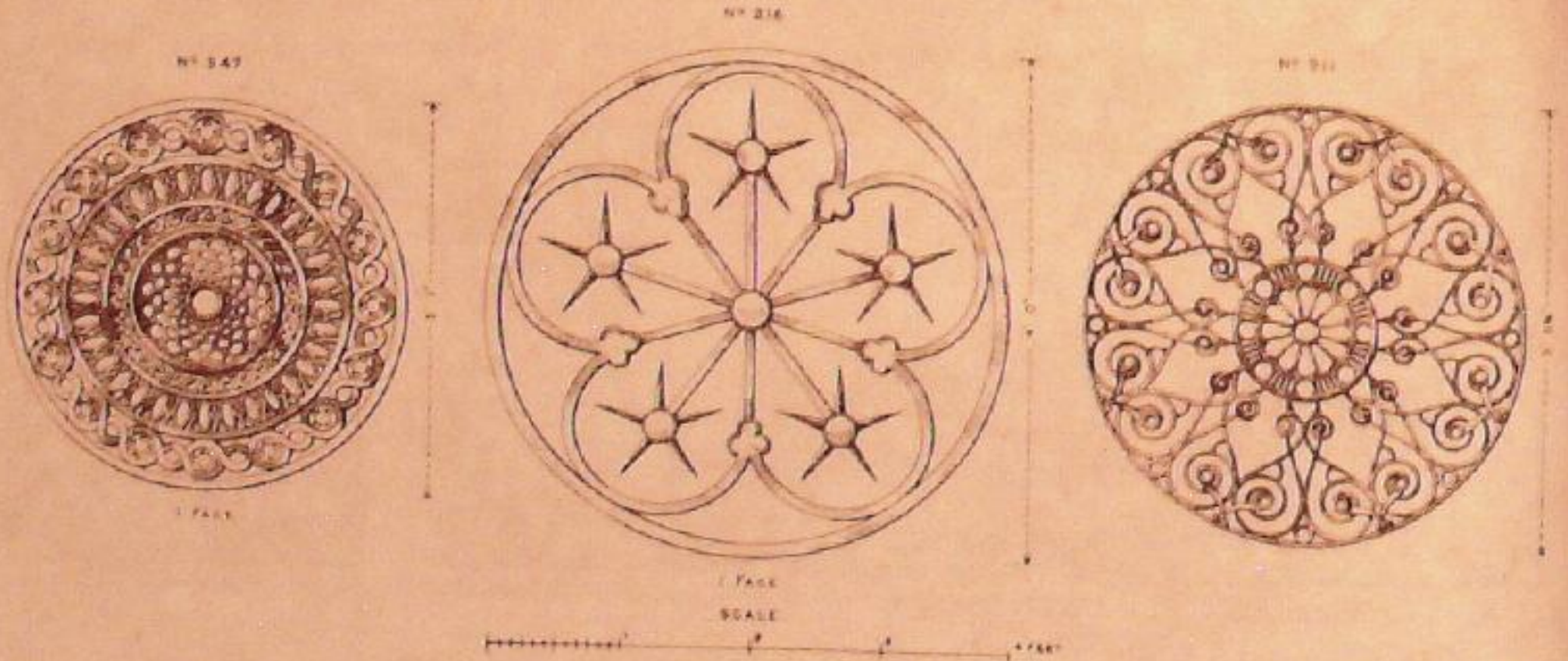







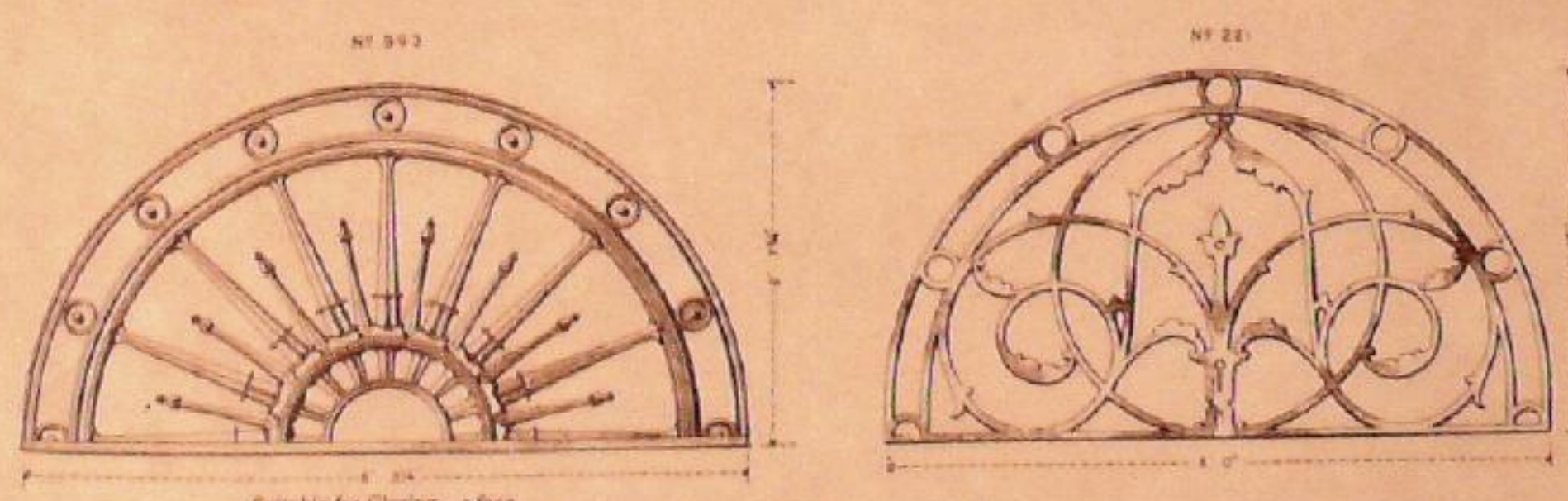

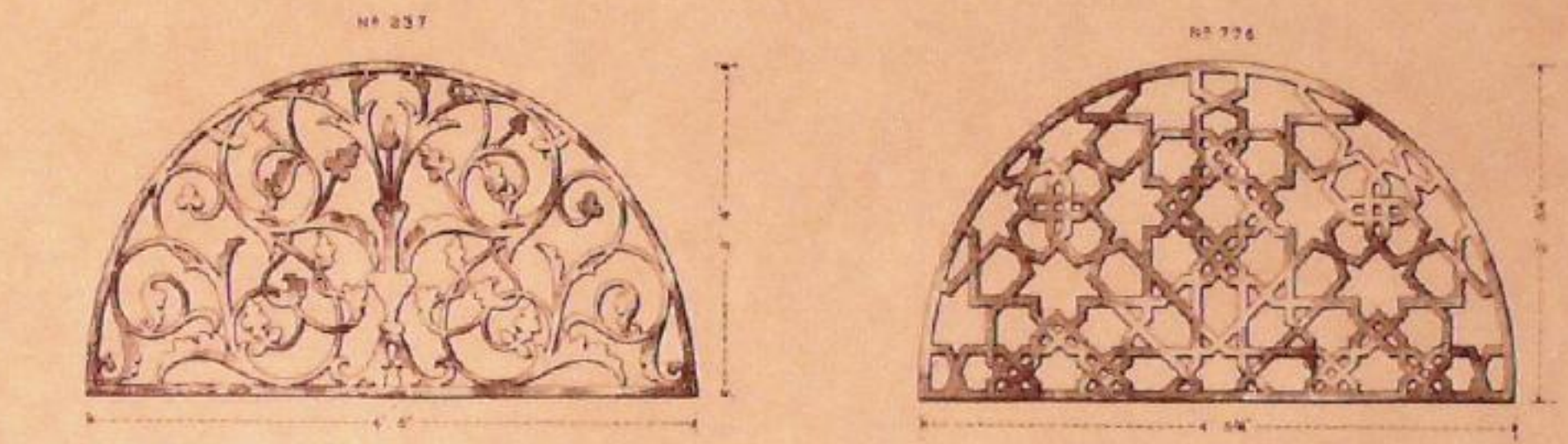
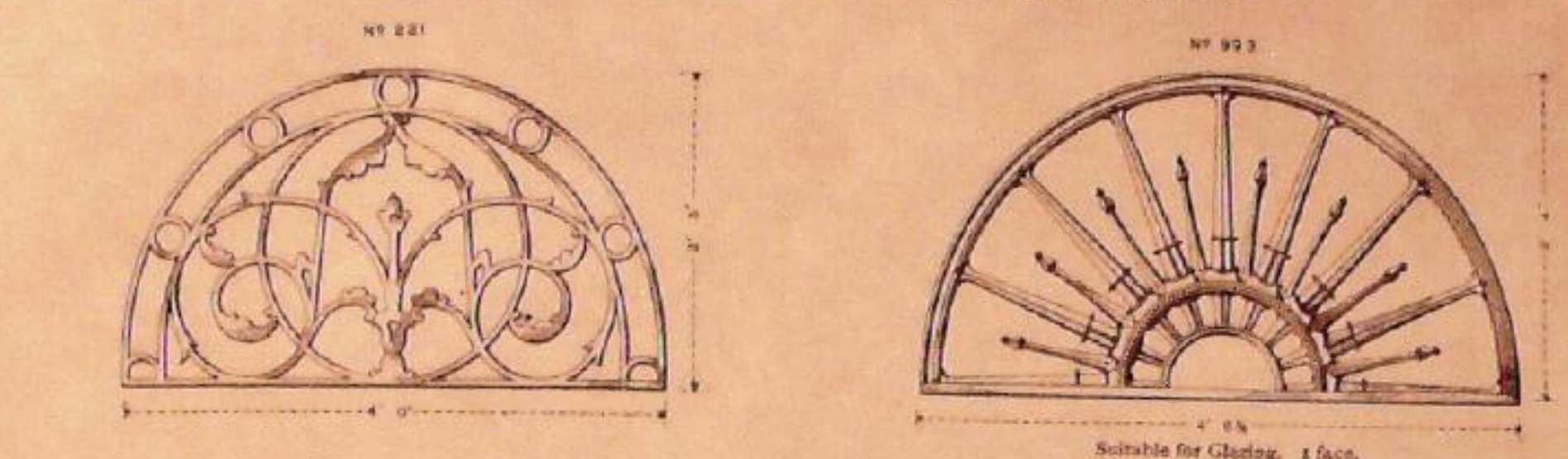




MACFARLANE'S CASTINGS — CIRCULAR PANELS




MACFARLANE'S CASTINGS — SEMICIRCULAR PANELS






MACFARLANE'S CASTINGS — SEMICIRCULAR PANELS

NO 303




MACFARLANE'S TRIANGULAR PANELS


NO 381



NO 1057



SCALE



MACFARLANE'S CASTINGS — FLOOR GRATINGS

NO 308



1/2" THICK  
3' 1"

NO 29



1/2" THICK  
3' 5 1/2"

NO 389



1/2" THICK  
3' 4 1/2"

NO 438



1/2" THICK  
2' 9 1/2"

NO 1117




1/2" THICK  
3' 8 1/2"

NO 417



1/2" THICK  
3' 11 1/2"

NO 1118




1/2" THICK  
3' 8 1/2"

NO 388



1/2" THICK — 3' 10 1/2"  
3/4" " — 2' 5 1/2"

NO 341




1/2" THICK  
3' 4 1/2"

NO 389




1/2" THICK  
3' 11 1/2"

NO 389




1/2" THICK  
3' 11 1/2"

NO 389




1/2" THICK  
3' 11 1/2"

NO 389



1/2" THICK  
3' 11 1/2"

NO 389




1/2" THICK  
3' 11 1/2"

NO 1117




1/2" THICK  
3' 8 1/2"

NO 417



1/2" THICK  
3' 11 1/2"

NO 1118




1/2" THICK  
3' 9"

NO 423



1/2" THICK  
3' 11 1/2"

NO 164



1/2" THICK  
3' 2"


NO 389



1/2" THICK  
3' 11 1/2"



Also 4 1/2" x 6' 3" x 1/2"  
3' 10 1/2" x 2' 6" x 1/2"

SCALE







MAGFARLANE'S CASTINGS — BALUSTERS AND NEWEL POSTS




MAGFARLANE'S CASTINGS — BALUSTERS AND STAIR RAILING.






MACFARLANE'S CASTINGS — BALUSTERS AND NEWEL POSTS



SCALE  
0 1 2 3 4 FEET

MACFARLANE'S CASTINGS — BALUSTERS AND STAIR RAILING



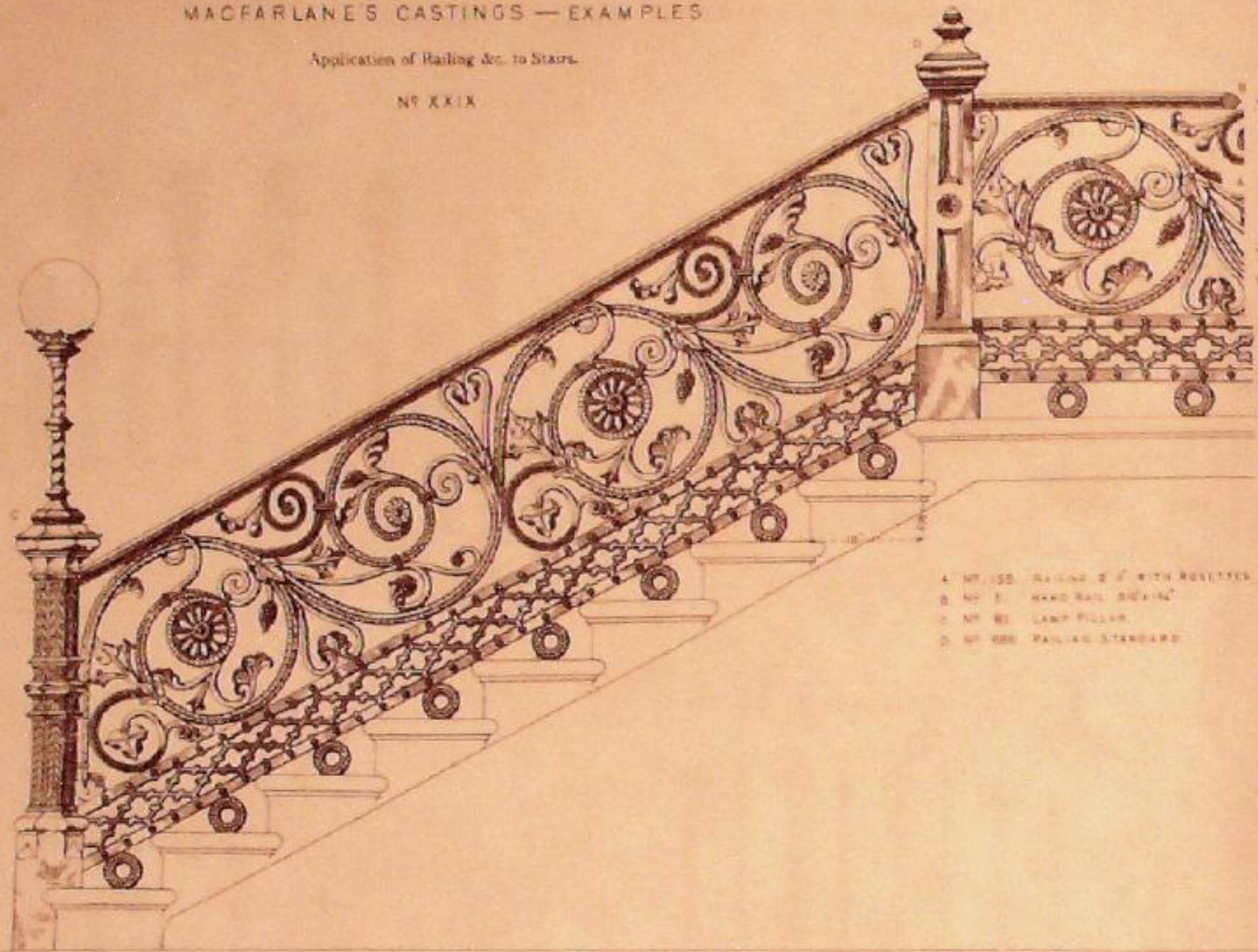
SCALE  
0 1 2 3 4 FEET



MACFARLANE'S CASTINGS — EXAMPLES

Application of Railing etc. to Stairs.

No XXIX




- A. No. 155 RAILING 2' 6" WITH ROSETTES
- B. No. 1 HAND RAIL 2 1/2" DIA
- C. No. 81 LAMP FILLER
- D. No. 800 RAILING STANDARD

No XXX



- A. No. 642 RAILING 2' 6" WITH ROSETTES
- B. No. 2 HAND RAIL 2 1/2" DIA
- C. No. 201 RAILING STANDARD
- D. No. 650 RAILING STANDARD
- E. No. 72 RAILING STANDARD


SCALE




No. 1898 STAIR.




No. 1901 STAIR.



No. 1899 STAIR.




No. 1902 STAIR.



No. 1903 STAIR.



No. 1905 STAIR.

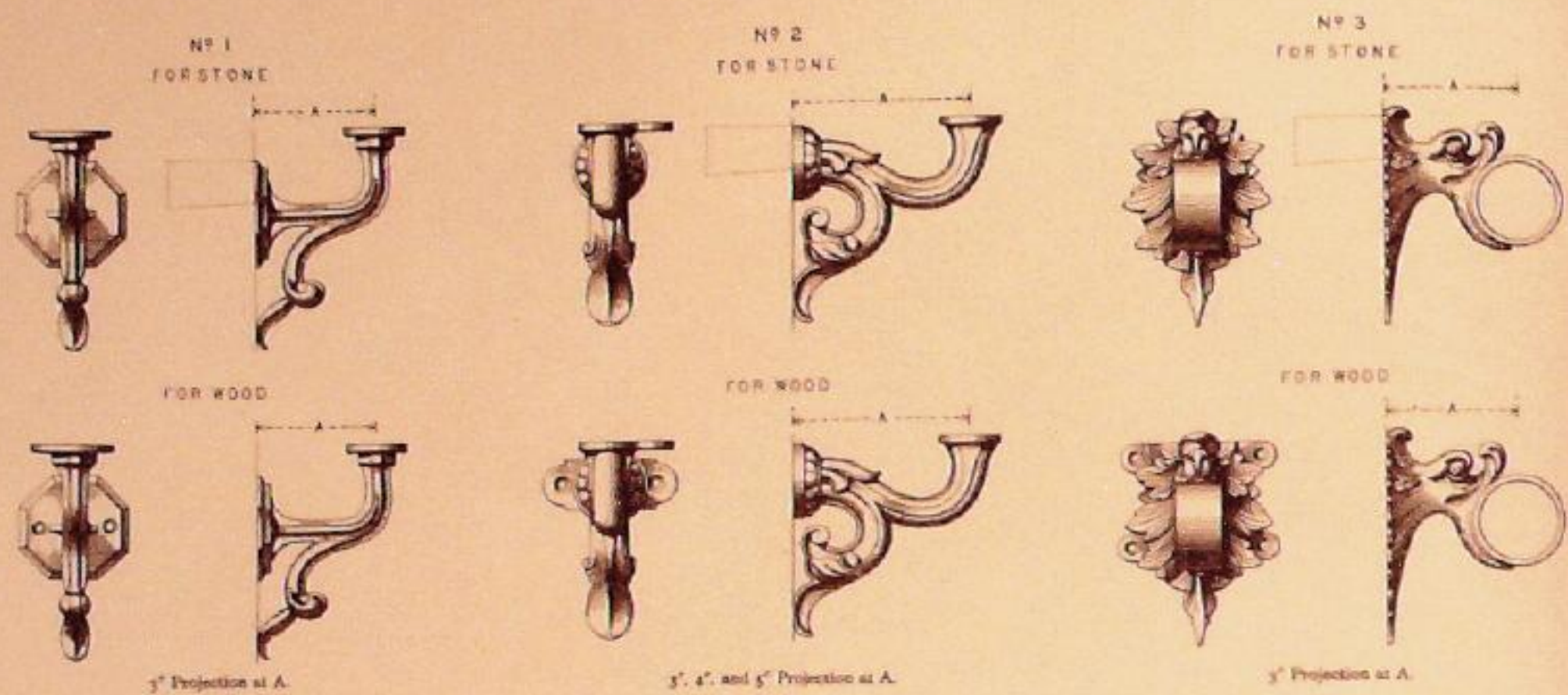


- No. 1898 STAIR.—Consisting of steel stringbeams with panelled front; cast-iron solid risers; cast-iron treads, with recessed surface for terrazzo or tile finish; wrought-iron railing and newels; bronze lamp standards, with globe for incandescent electric lamp; handrail in mahogany, teak, oak or other wood.
- No. 1899 STAIR.—Consisting of cast-iron moulded stringbeams; cast-iron perforated risers; marble treads; wrought-iron railing; cast-iron newel posts; handrail in mahogany, teak, oak or other wood.
- No. 1900 STAIR.—Consisting of cast-iron moulded stringbeams; cast-iron solid risers; wood block reversible treads; wrought-iron railing; cast-iron newel posts; handrail in mahogany, teak, oak or other wood.
- No. 1901 STAIR.—Consisting of steel stringbeams; cast-iron open risers; slate treads; wrought-iron railing; cast-iron newel posts; handrail in mahogany, teak, oak or other wood.
- No. 1902 STAIR.—Consisting of cast-iron stringbeams with panelled front; cast-iron solid panelled risers; cast-iron V-grooved treads, with slipping nosing on front; wrought- or cast-iron railing; wrought- or cast-iron newels; bronze lamp standard, with globe for incandescent electric lamp; handrail in mahogany, teak, oak or other wood.
- No. 1903 STAIR.—Consisting of steel stringbeams with cast-iron mouldings and chain ornament similar to riser on front; cast-iron risers, with solid or perforated chain ornament; marble treads; hammered wrought-iron scroll railing; bronze lion newels; handrail in polished copper, brass or bronze tube.

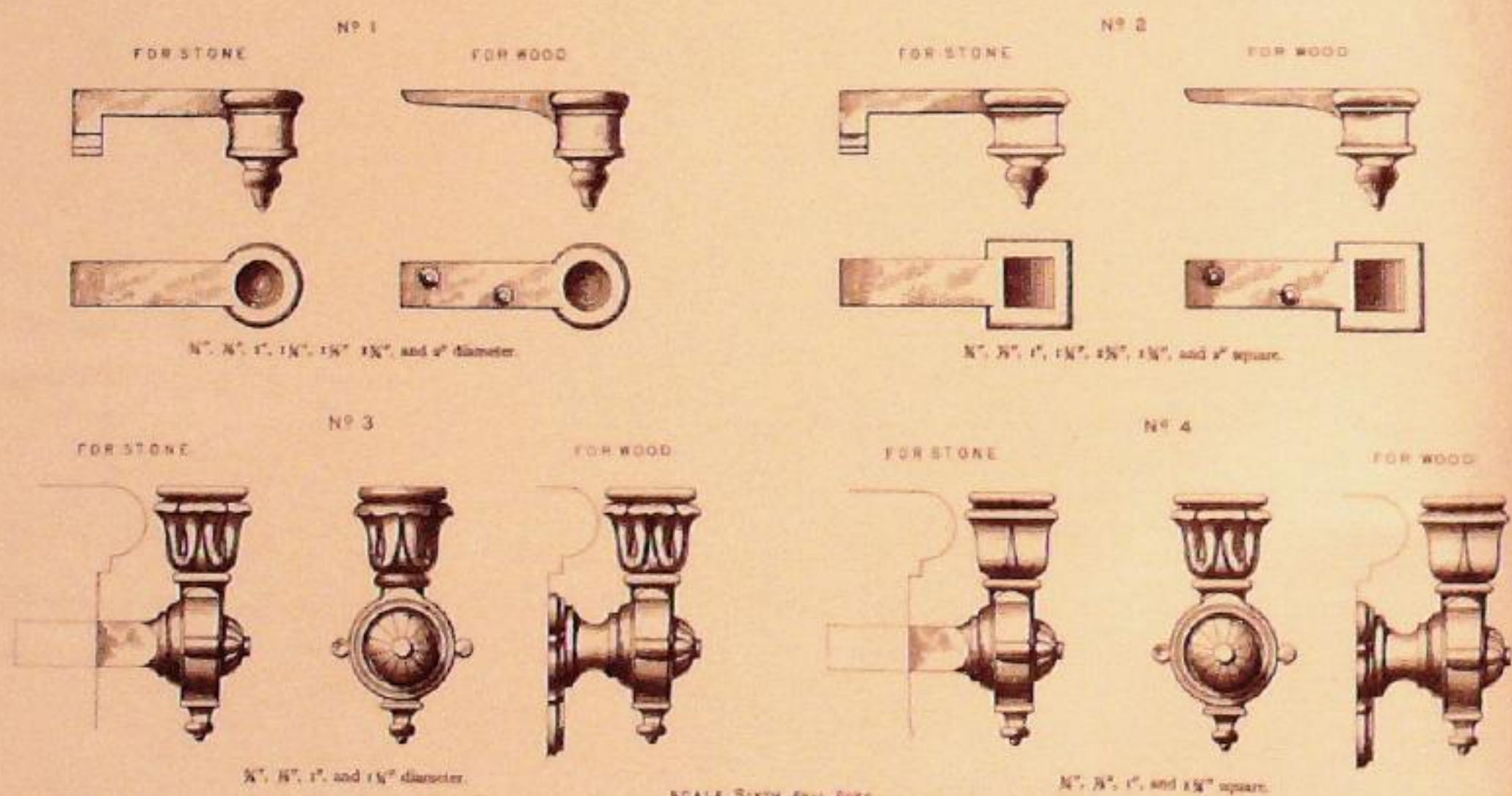


MACFARLANE'S CASTINGS — STAIR CONNECTIONS

HANDRAIL BRACKETS

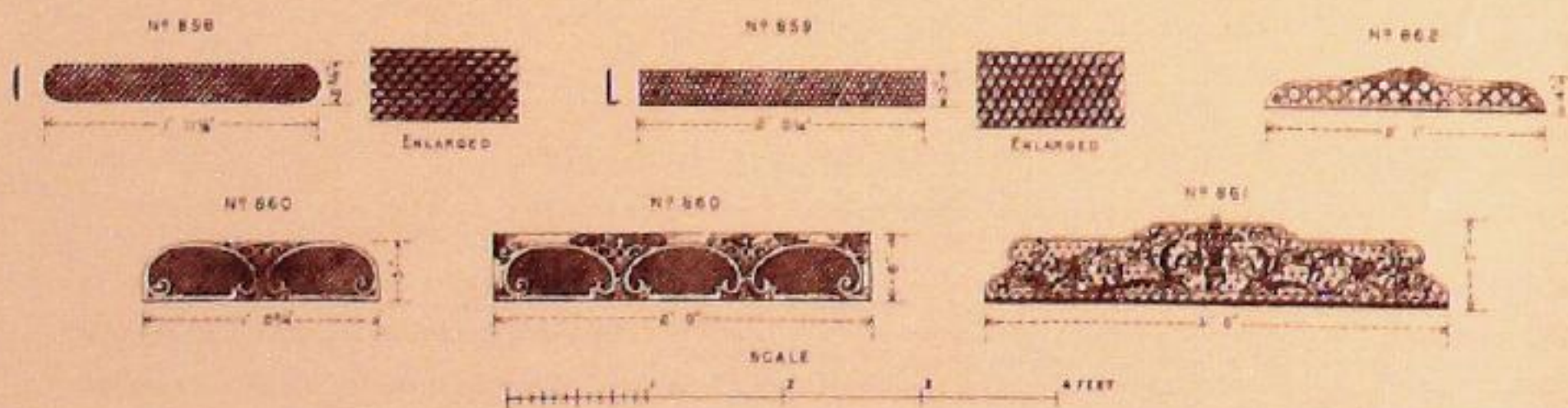


BALUSTER SOCKETS.



SCALE SIXTH FULL SIZE

STEP PLATES



SCALE

SCALE

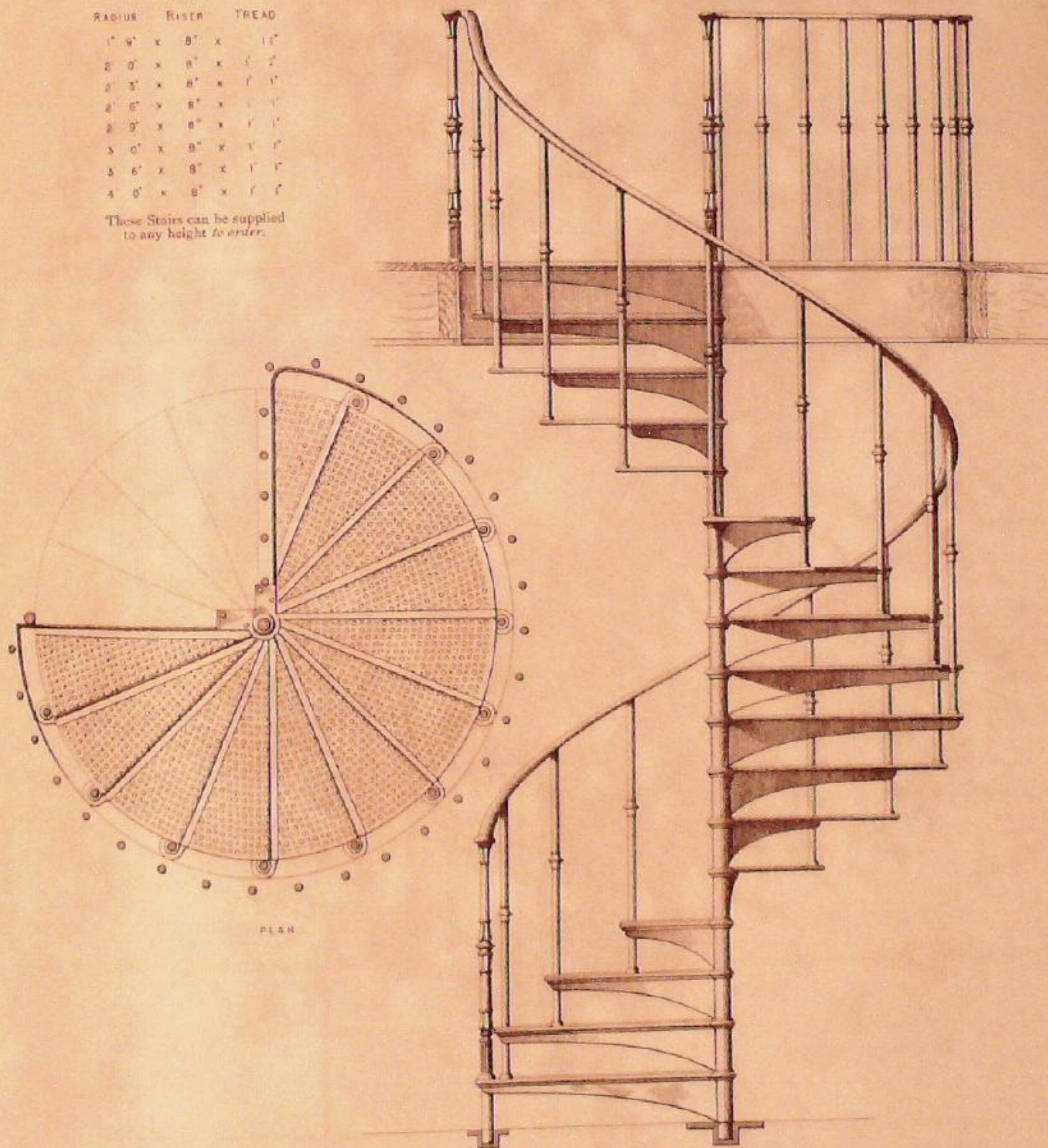
MACFARLANE'S CASTINGS — SPIRAL STAIRS

No 849

Right and Left Hand Wheel. Illustration shows Right Hand.

SIZES		
RADIUS	RISER	TREAD
1' 9" x	8" x	11"
2' 0" x	8" x	11"
2' 3" x	8" x	11"
2' 6" x	8" x	11"
2' 9" x	8" x	11"
3' 0" x	8" x	11"
3' 6" x	8" x	11"
4' 0" x	8" x	11"

These Stairs can be supplied to any height to order.



PLAN

SCALE

SCALE




MAGFARLANE'S CASTINGS — SPIRAL STAIRS

Nº 639

Right and Left Hand Wheel. Illustration shows Right Hand.

SIZE		
RADIUS	RISER	TREAD
1	10" x 6" x 1' 0"	
2	8" x 7 1/4" x 1' 1"	
2	3 1/4" x 7 1/4" x 1' 1"	
2	5" x 7 1/2" x 1' 1"	
2	6 1/4" x 8" x 1' 1 1/2"	
2	9" x 8" x 1' 1"	
3	0" x 8 1/4" x 1' 1"	
3	1 1/2" x 7 1/4" x 1' 1"	
4	0" x 7 1/2" x 1' 3 1/2"	

A Nº 661 RAILING STANDARD  
 B Nº 536 BALUSTER



PLAN

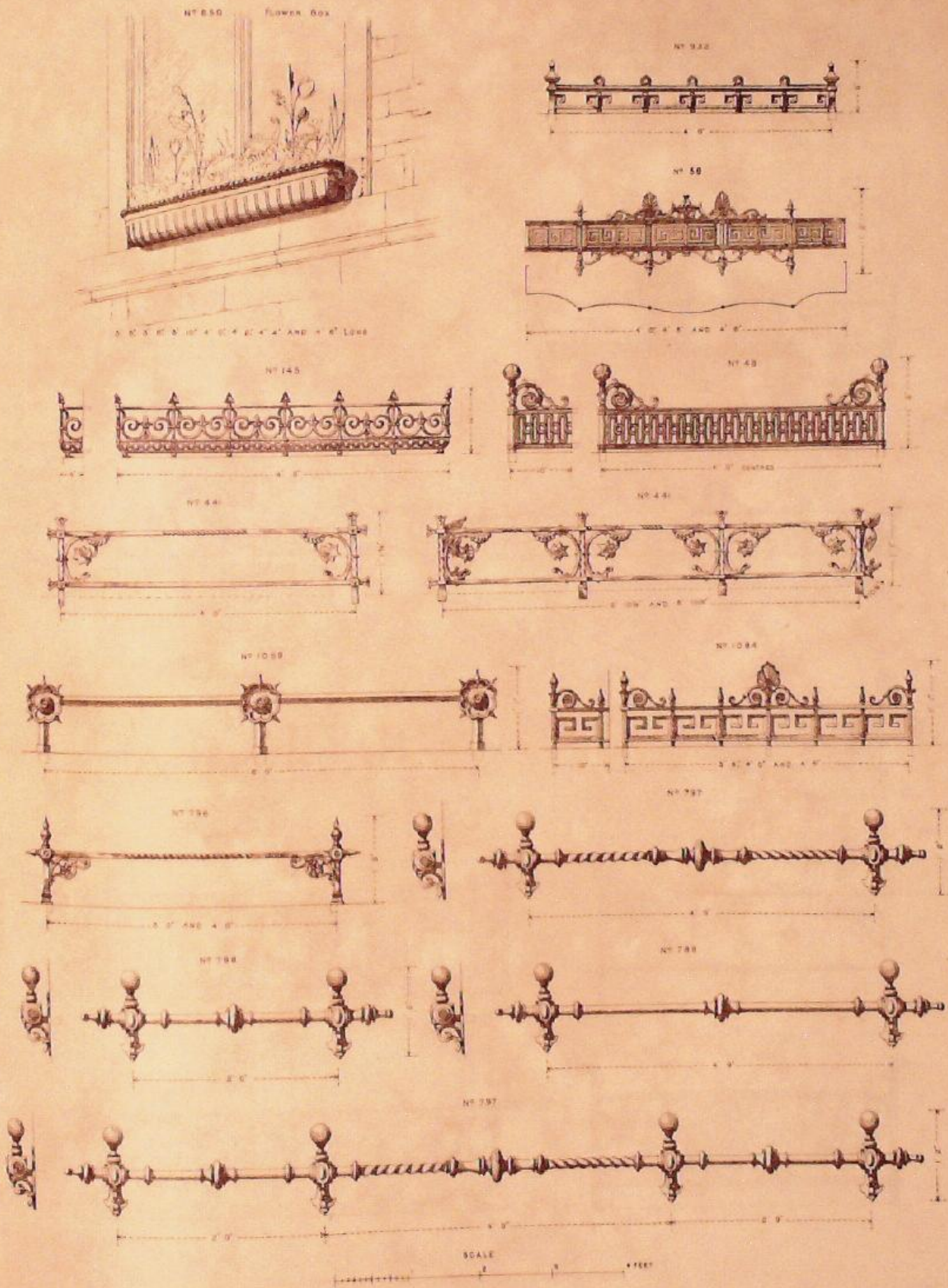
SCALE

FEET



MAGFARLANE'S CASTINGS — BALCONIES

Return Ends when not shown, any size to order.



Nº 850 Flower Box

Nº 842

Nº 50

Nº 145

Nº 43

Nº 84

Nº 43

Nº 1009

Nº 1084

Nº 786

Nº 787

Nº 788

Nº 788


Nº 787

SCALE


FEET








SCALE



SCALE




No. 1835  
In Wrought Iron with Cast-iron  
Centre Shield.



3' 0" high x 4' 3" long  
x 1' 9" projection.


No. 1912  
In Wrought Iron with Cast-iron Solid or Perforated Floor.



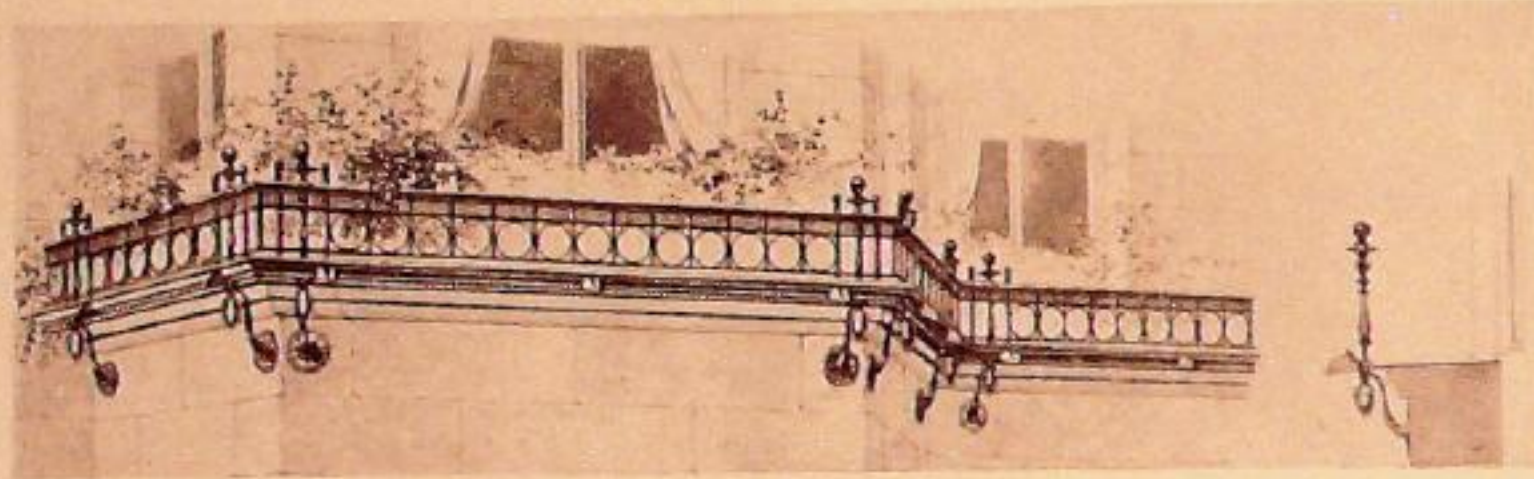
2' 4" high x 9' 2" long x 1' 4" projection.

No. 1912—In Cast Iron with Watertight Tray.

No. 1918  
In Wrought Iron with or without  
Cast-iron Centre Shield.



4' 0" high x 5' 0" wide.




1' 9" high x 1' 10" projection and to suit any position.

No. 1919—In Wrought Iron with  
Cast-iron Standards and Floor Plate.




3' 0" high x 6' 0" long  
x 2' 4 1/2" projection.

No. 1914—In Wrought Iron to stand on Stone or Concrete Platform.




2' 9" high over railing x 3' 10 1/2" high over corner terminal x 1' 9" projection  
and to suit any length or position.

No. 1915—In Wrought Iron with Cast-iron Lion Heads.



3' 2" high x 10' 3" long x 3' 0" projection.

No. 1920—In Wrought Iron with Hammered Iron Enrichments,  
Bronze Shield, and Wood or Bronze Handrail.



2' 10" high to underside of handrail, 3' 2" over handrail x 12' 0" long  
overall x 1' 9" projection.

No. 1916—In Wrought Iron with Cast-iron Medallion.



4' 0" high x 11' 0" long x 3' 0" projection.

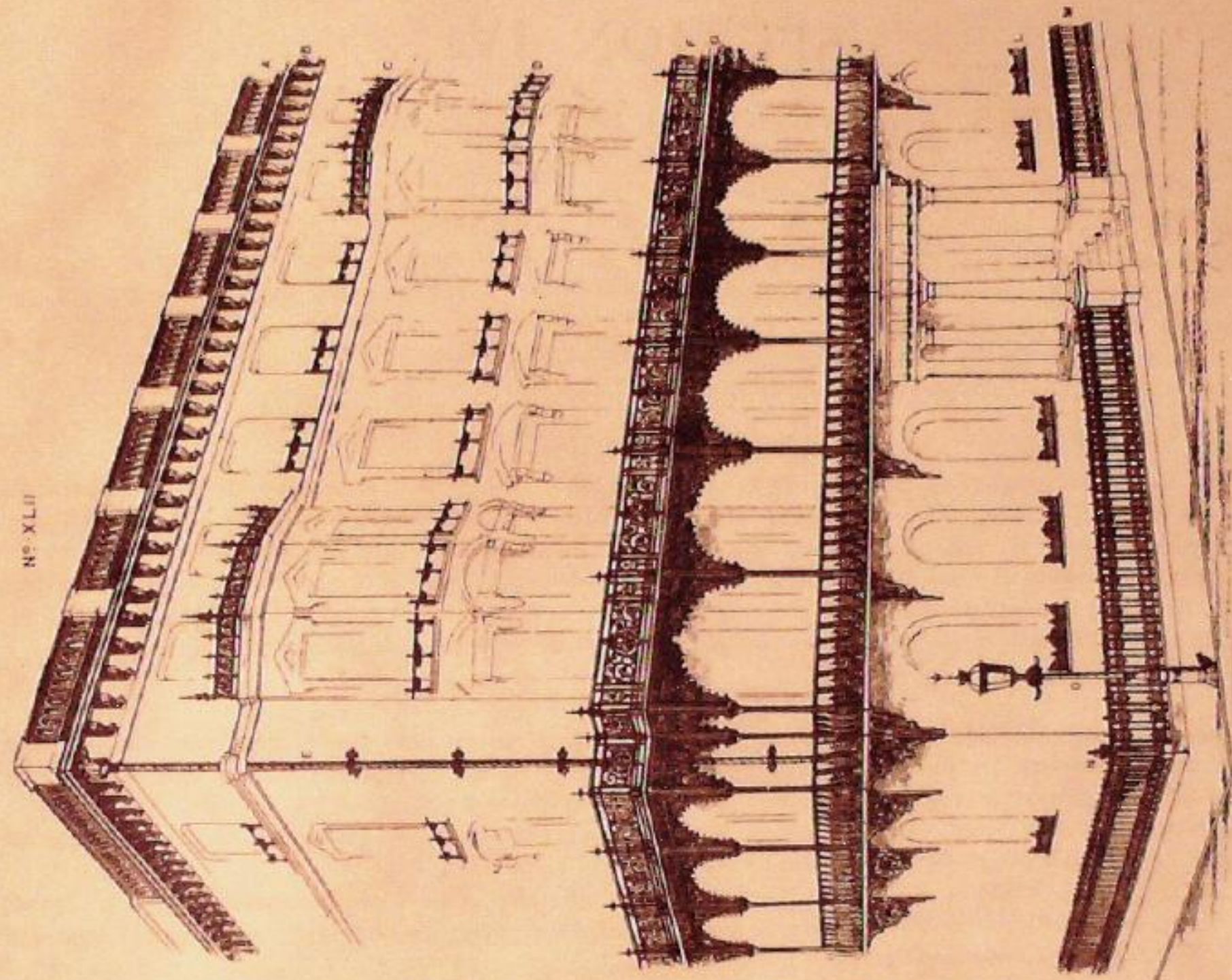
No. 1917—Cast and Wrought-iron for Stone or Concrete Platform.



4' 8" high from floor over central panel x 12' 4" long  
x 2' 0" projection.

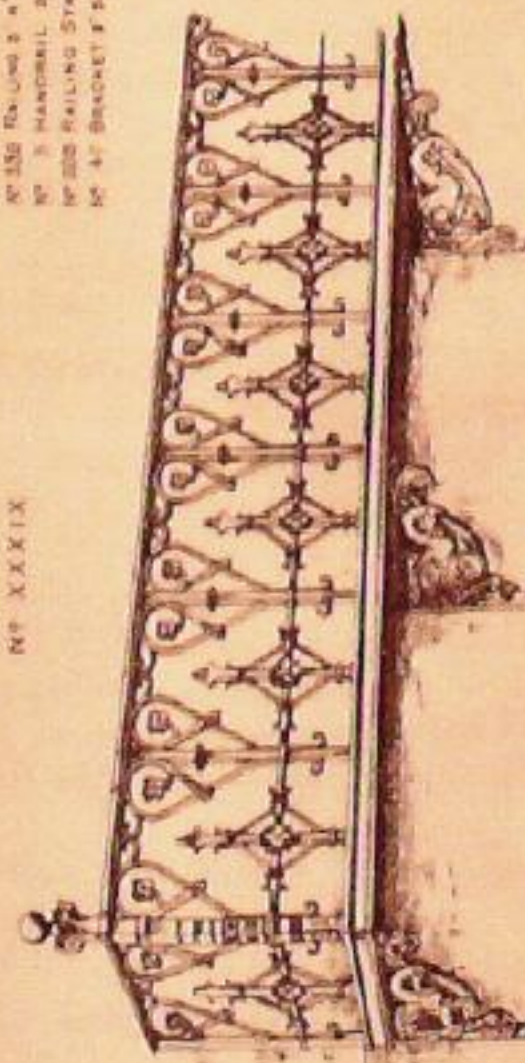
These Balconies are usually made to suit particular requirements and consequently vary in length, projection and height. We are prepared, therefore, to submit suitable designs and prices for balconies on receipt of particulars, including a sketch of position, with necessary dimensions and an indication of the taste of our customer and style of building.

MACFARLANE'S CASTINGS — EXAMPLES  
Application of Ironwork to Balconies, and Building Decorations.



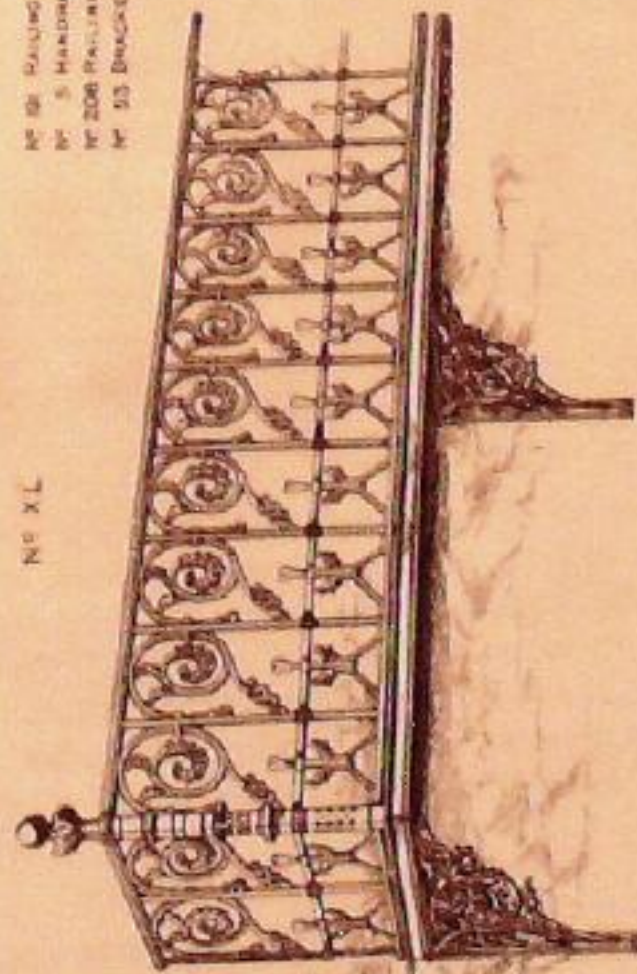
- A No. 204 RAILING 2' 10"
- B No. 88 BRACKET 3' 0" x 6"
- C No. 415 BALCONY RAILING 1' 10"
- D No. 282 BALCONY 1' 8"
- E No. 6 x 2" DIA. WITH 1/4" HEAD
- F No. 201 BALCONY RAILING 3' 0"
- G No. 42 OUTER CORNICE
- H No. 81 BRACKET 4' 14" x 4' 1"
- I No. 131 CORNICE
- J No. 35 CORNICE
- K No. 85 BRACKET 4' 2 1/2" x 2' 28"
- L No. 84 BALCONY 1' 2"
- M No. 83 BALCONY
- N No. 80 BALCONY STANDARD 4' 0"
- O No. 3 LAMP

No. 130 RAILING 2' 10"



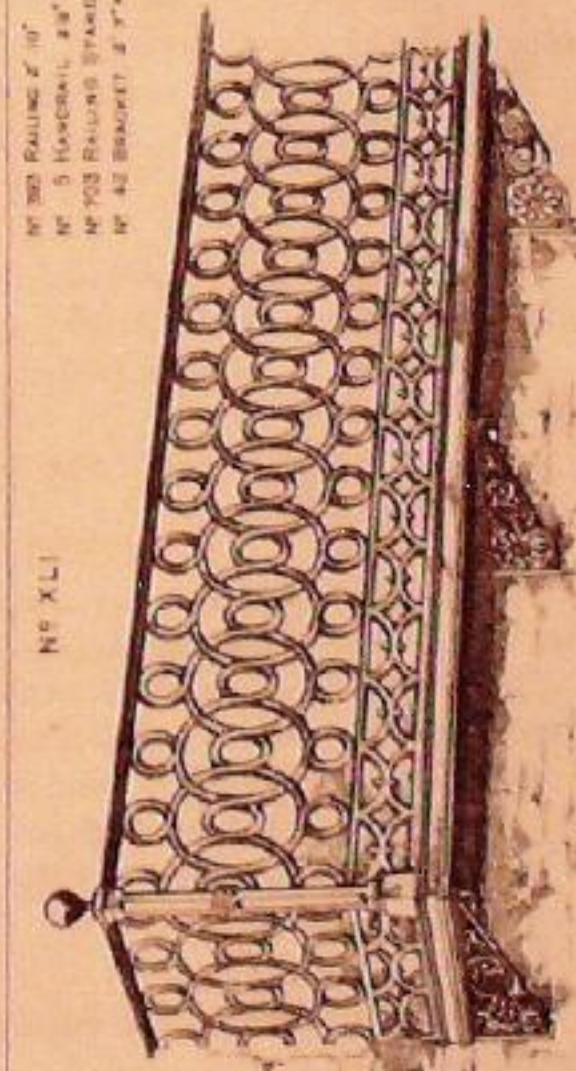
No. XXXIX

No. 88 RAILING 3' 0"



No. XL

No. 200 RAILING 2' 10"



No. XLI

Decorative Floor Plate  
Suitable for Perforated or Glass



# MACFARLANE'S CASTINGS.

## SECTION IV.

### NOTES AND DIRECTIONS FOR ORDERING.

#### SCHOOL DESKS AND BENCHES.

The School Desks and Benches illustrated show the most convenient and space-saving forms of these fittings. They are practically indestructible. Woodwork is not included in their prices, but can be supplied at an extra cost.

In ordering clearly specify the design number, size and quantity required.

As 60 No. 4 Desk and Bench Standards 27 1/2" x 15" high over wood.

#### LAVATORY RANGES.

These neat and economical fittings will be found suitable where such accommodation is required for large gatherings of people. They are strong, simple, efficient, and not readily broken or put out of order.

In ordering give the design number, size and quantity required, with the number of persons for each range. If back to back give number of persons on each side. If for corner or against a wall describe them so, if necessary with small sketch diagram.

As 4 No. 8 Tip-up Wash Hand Basin Ranges 2' 3" high, for 8 persons—against wall.

#### CLOSETS AND BATHS.

Prices of Closets include for wood seats, but cistern, pull handle and supply pipe are not included. These can be supplied to particular requirements to order. Baths are as illustration and specification in price list, the prices varying according to the style of enamel and quality of the fittings.

In ordering clearly state design number, size and quantity required, giving at the same time all necessary information about finish and fittings desired.

As 6 No. 39 Baths 5' 6" long x 1' 10" wide x 1' 7" deep clear inside measure, roll 2 1/4" broad, enamelled white vitreous inside, and painted dark green outside, with white metal taps and fittings of best quality.

#### STABLE FITTINGS AND HARNESS BRACKETS.

The prices of these are given per each item, and woodwork, tiles or clinkers are not included. The fitting up of high-class stables is a speciality of ours, and we submit full schemes and prices on application. We have a very comprehensive range of designs to suit all classes of stables.

In ordering state clearly the design number, size and quantity required, giving a sketch plan of the interior of the stable building, showing positions and sizes of all doorways, windows, and heights to ceiling.

As 1 Complete Set of No. 4 and 24 Ironwork to suit Stable, 8 Stalls and 1 Loose Box as rough sketch plan, with all wall tiling, clinkers, woodwork, and stable drains.

#### WATER TROUGHS.

These show the most modern forms of Water Troughs, and are a necessity in all places where cattle, horses, or sheep are frequently gathered or passing.

In ordering give the pattern number, size and quantity required, stating clearly if supply apparatus is to be provided or not.

As 3 No. 25 Water Troughs 12' 0" long x 2' 0" wide x 1' 2" high with self-acting supply apparatus.

#### URINALS AND TROUGH WATER CLOSETS.

These are made for any number of persons and to suit any particular position. The prices given in list, however, are for the structures exactly as illustration, woodwork where shown being included.

When ordering clearly specify the design number, size, and the number of compartments required. If exactly as the illustration describe them so, but if to be specially made to suit a particular position, give a dimensioned sketch of site and a rough indication of the internal arrangement preferred. We send complete fitting up plan and instructions for erection with each order.

As 2 No. 7 Trough Water Closet Ranges for 5 persons 10' 7" x 4' 4 1/2" x 7' 9" exactly as Catalogue illustration.

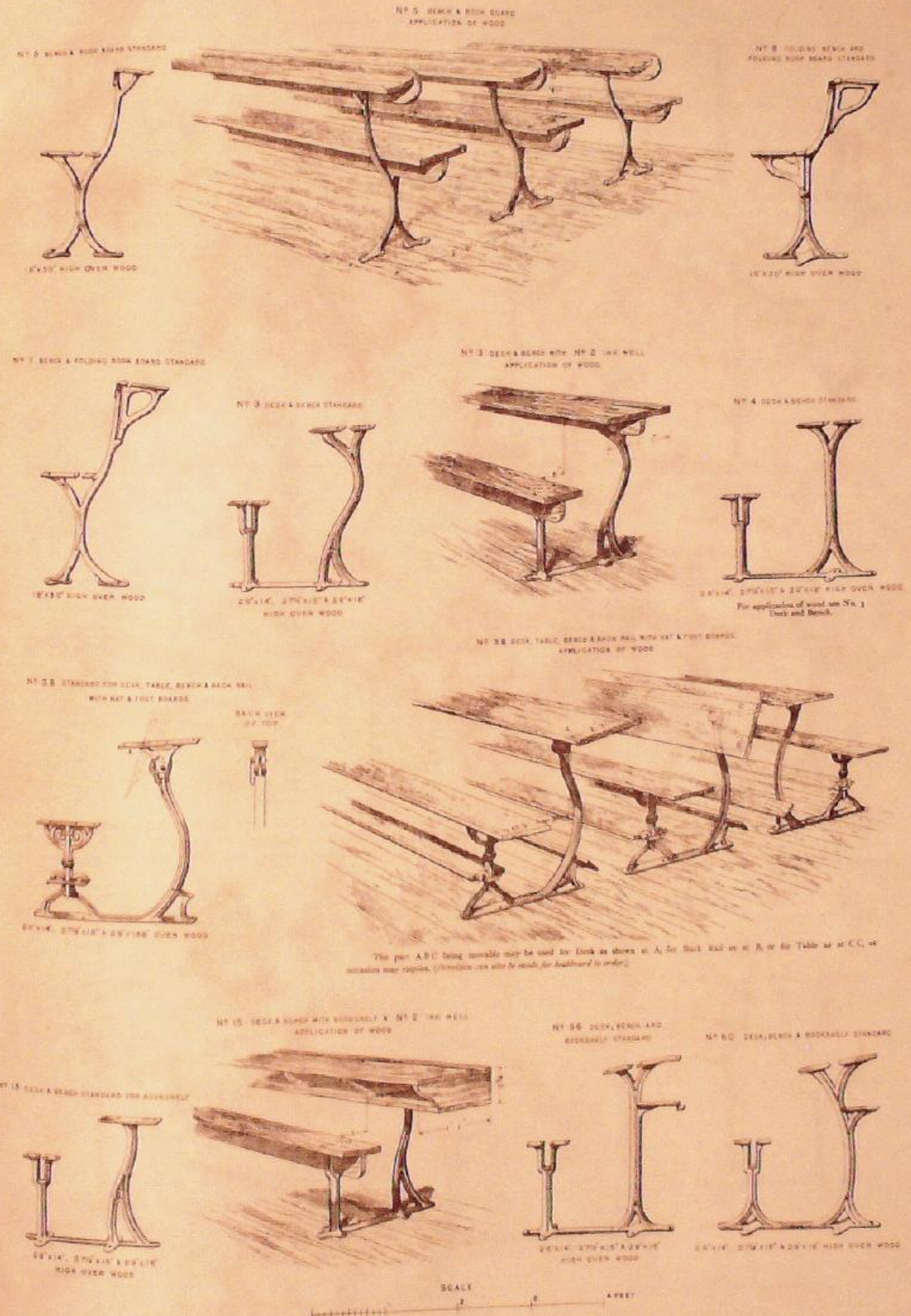
#### FOOTREST CLOSETS.

These are made in an endless variety of shapes to suit particular requirements, the illustration being merely typical.

In ordering give the design number, size, and the number of persons to be accommodated, along with a rough dimensioned sketch showing the internal arrangement preferred. We send complete fitting up plans and instructions for erection with each order.

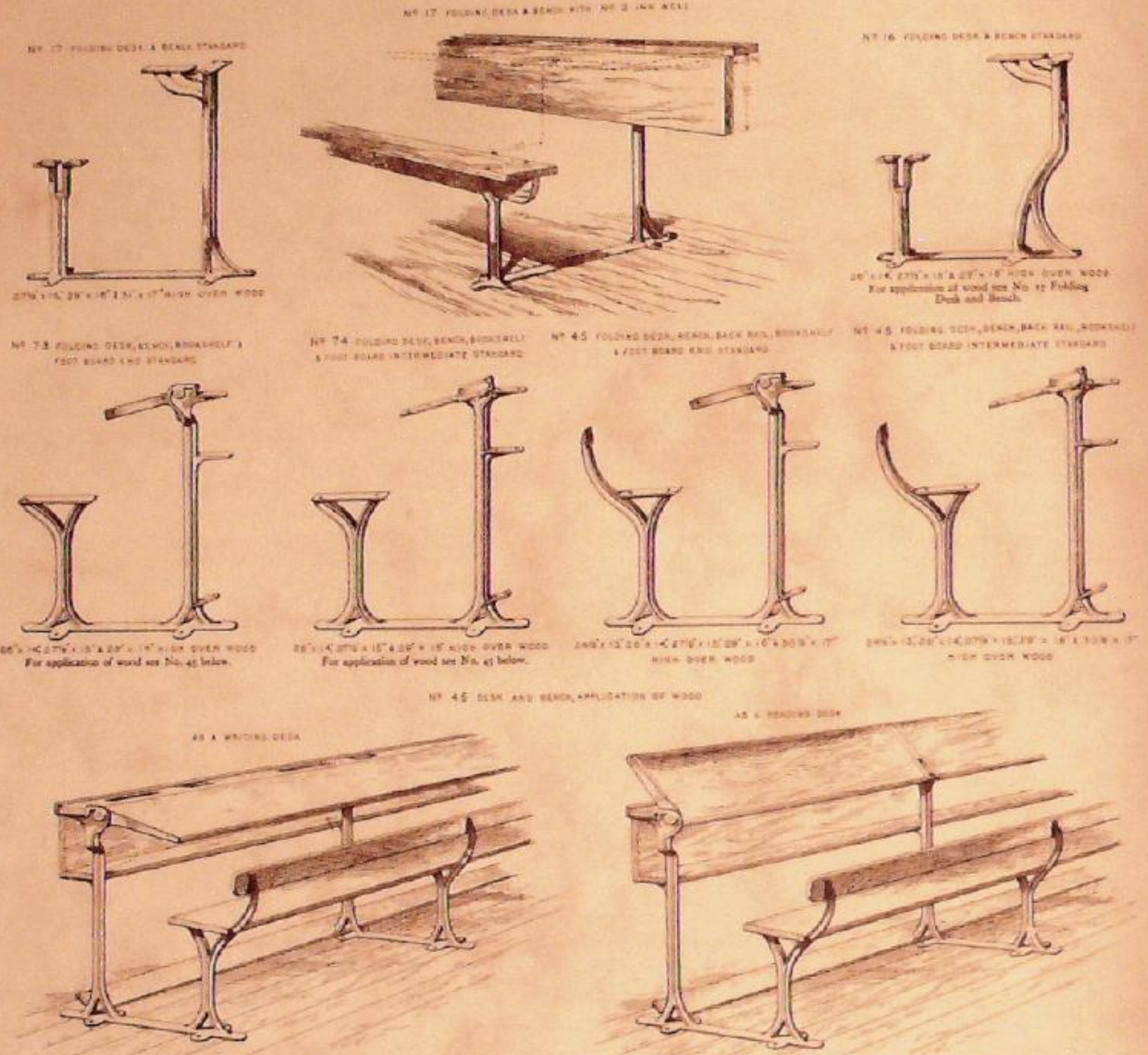
As 2 No. 200 Patent Footrest Dry Pan Closets for 12 persons 21' 0 1/4" x 15' 0" x 7' 0" with No. 161 Pans as Catalogue illustration.

# MACFARLANE'S CASTINGS — SCHOOL DESKS AND BENCHES


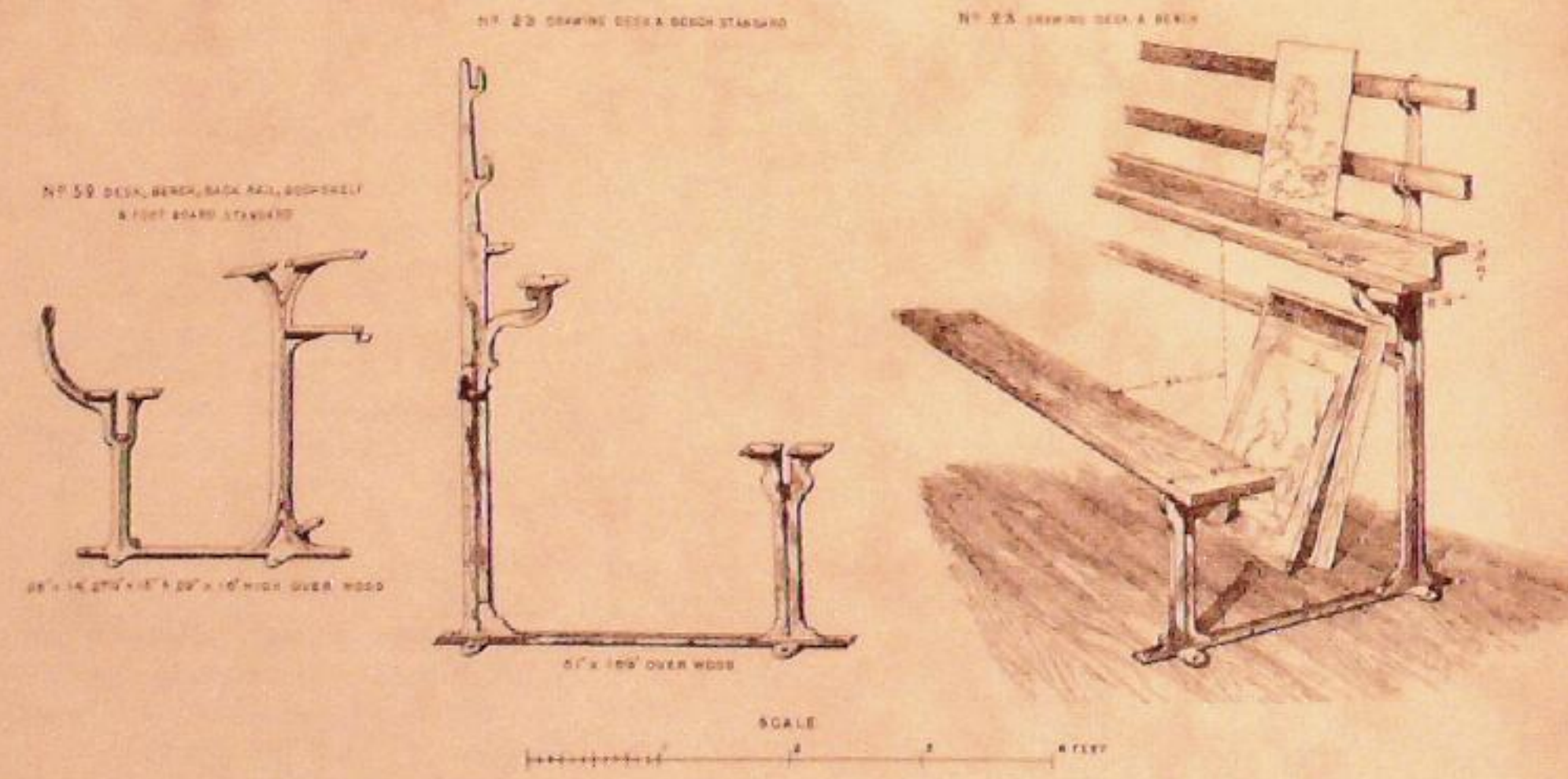




MACFARLANE'S CASTINGS — SCHOOL DESKS AND BENCHES



The above Desk combines the following important desiderata—1st. A Solid Writing Desk with Bookshelf, Foot Board, and Back Rail specially designed to assist the scholar in maintaining a correct and healthful posture. 2nd. A Reading Desk of suitable inclination and distance from the eye. 3rd. A clear space between Desk and Seat for drill exercise or sewing lessons. 4th. The Mechanism is simple, not liable to be put out of order, and free from exposed joints, such as are apt to cause injury by accidentally closing on the fingers.




LAVATORY RANGES.


FOR SCHOOLS, HOSPITALS, AND PUBLIC INSTITUTIONS.

The clean and orderly habits now inculcated in all our Public Institutions, are largely dependent on the improved appliances available for the purpose, none being more effective towards this end than our Wash Hand and Wash Foot Ranges, which have stood the test of public approval for the last twenty-seven years, their simplicity of construction, strength, and nonliability to get out of order, rendering them peculiarly fitted for Public purposes.

Please insert in specification "To be Macfarlane's Castings, from Saracen Foundry, Glasgow," to prevent an inferior article being supplied.



The basins have each an overflow B leading to the discharge pipe, and in the bottom of each a movable stopper, acted on by the lever C, allows the water to pass through pipe D E to the sewer. An inch square hole F for fixing supply cock by jam nut, is on left hand of overflow, and a draining Soap Holder G is on right hand.



In our Tip-Up Basins provision is made for cleaning the inner and outer Basins. There are no screws or small pieces to get lost, and no joints to rust or cause leakage. The Soap Holder and Preparation for Supply Cock are same as in Nos. 1 and 2. Can also be supplied in Double Ranges (as shown in illustration of No. 2 above), and are then called No. 3.

In our W. H. Running Water Range, the water does not accumulate, but flows continuously from the trough by discharge pipe B, so that the ablutions are performed in running jets of water, preventing all possibility of infection, and occupying no time beyond that required for washing. A draining Soap Holder G is at back of Trough, with an inch square hole F at intervals for fixing supply pipe. Can also be supplied in Double Ranges (as shown in illustration of No. 2 above), and is then called No. 4.



Nos. 5, 6 and 7 W. H. Basin Stands are of same construction as Nos. 1 and 2 described above. Nos. 10, 11 and 12 Tip-Up Basin Stands are of same construction as No. 3 described above. Nos. 7 and 12 can be supplied to suit right or left hand corner.



The Overflow, Discharge, Soap Holder and Preparation for Supply are the same as in No. 1 Wash Hand Basin Range.

Other designs may be had on application.












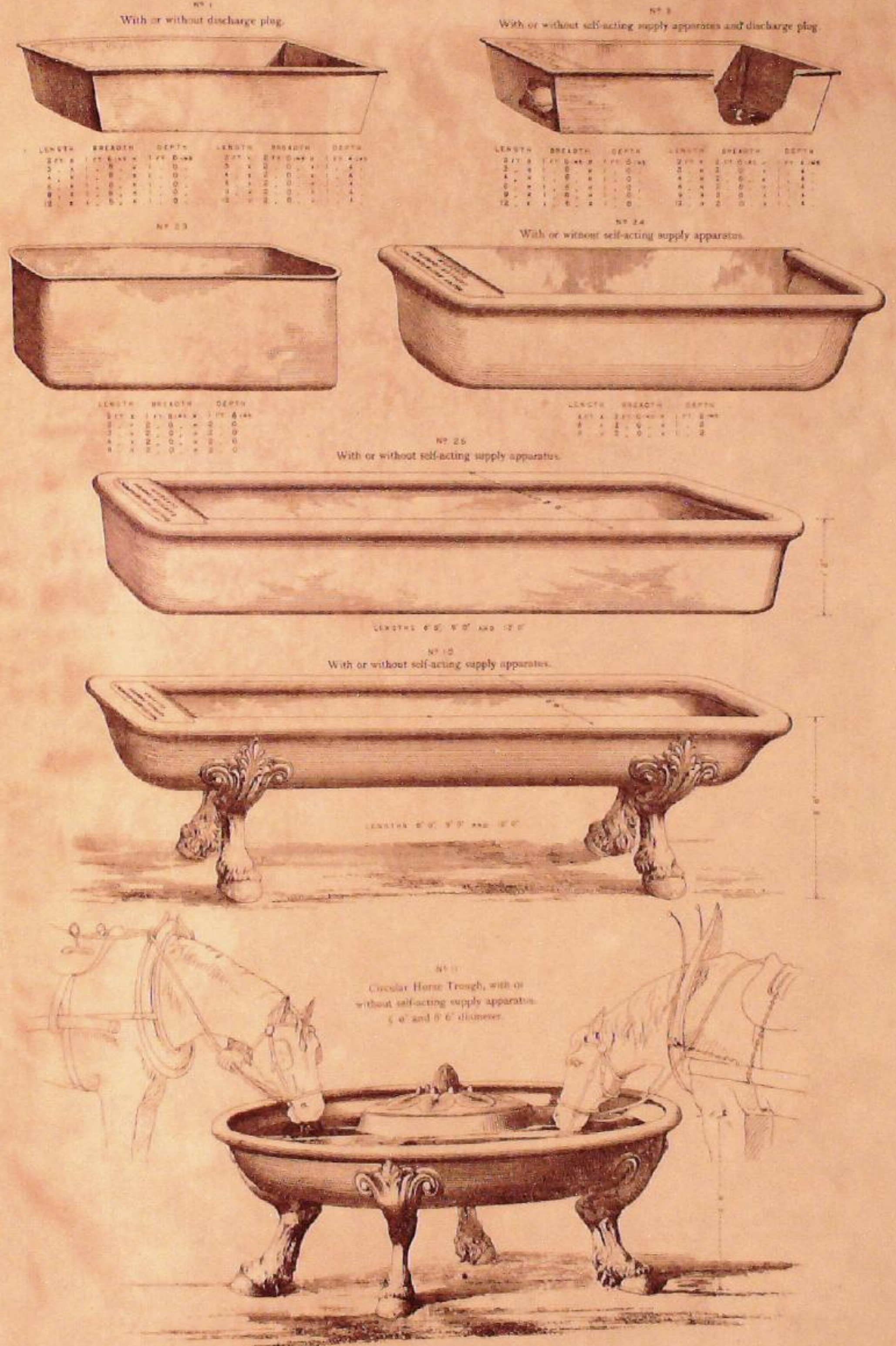
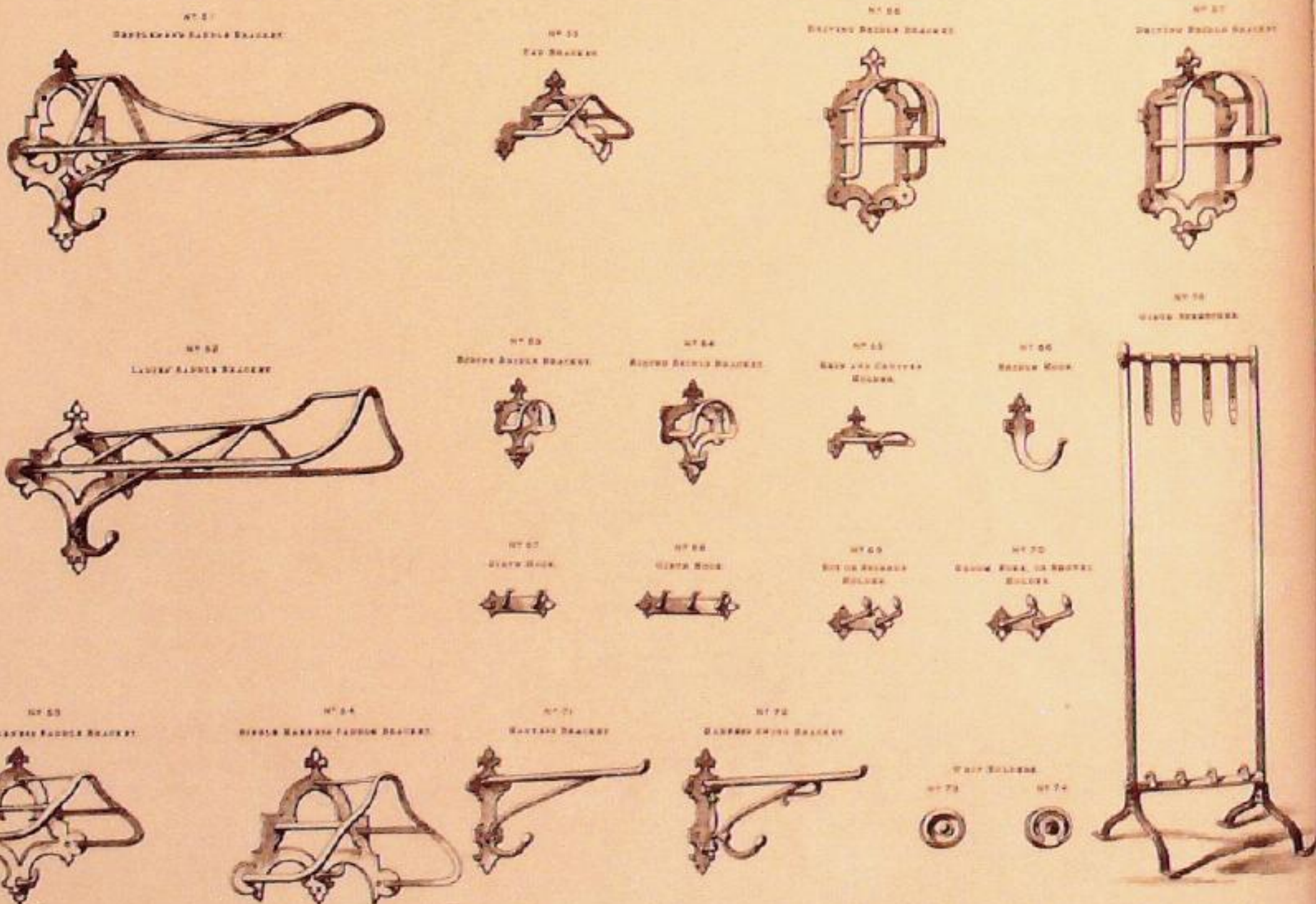
NO 24 LOOSE BOX.



- A B C No 24 Posts 4", 4 1/2", and 5" diam. for 1 1/2", 1", and 7" wood.
- D No 22 Front Panel 4' 0" deep.
- E No 24 Division Panel 5' 0" deep.
- F No 21 Division Base Rail.
- G No 24 Wall Top Rail.
- H No 24 Wall Mid Rail.
- I No 21 Wall Base Rail.
- J No 22 Door.
- K No 21 Corner Manger and Mattrack.
- L No 4 Wall Ring.
- M No 1 Covered Surface Drain.

Any item can be supplied separately or any different pattern substituted from other illustrations.

HARNESS BRACKETS, &c. (Registered).






MAGFARLANE'S CASTINGS — URINALS.


NO 4 & B FOR ONE PERSON  
INTERIOR




NO 4 & B RANGE-INTERIOR




NO 4 & B RANGE-EXTERIOR



NO 4 B FOR ONE PERSON  
INTERIOR



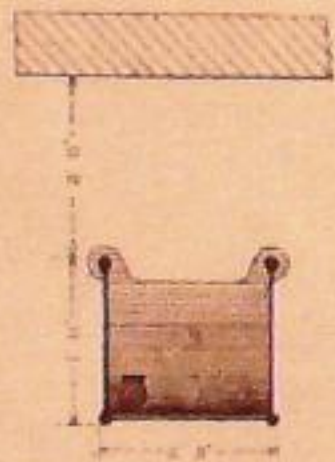
NO 4 B RANGE-INTERIOR



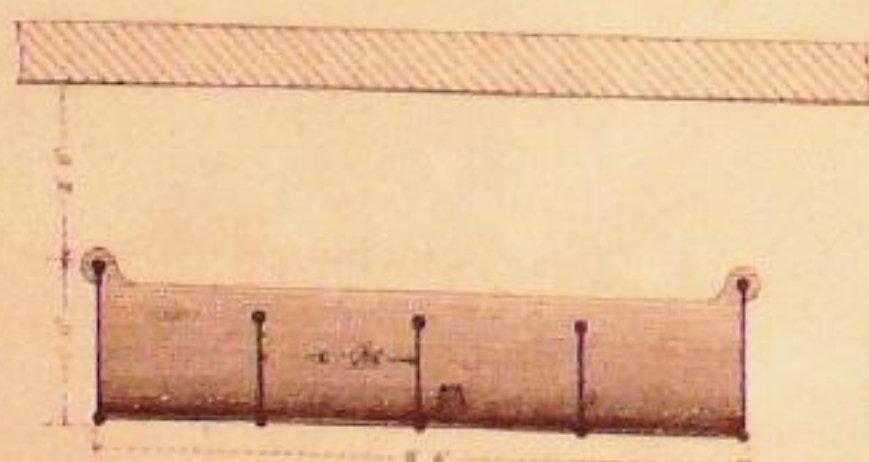
NO 4 B RANGE-EXTERIOR



PLAN OF NO 4 & B AND 4 B  
FOR ONE PERSON



PLAN OF NO 4 & B AND 4 B RANGE





The only difference between No. 4 and No. 4 B is in the design of Screen Wall. In the above and all the following Urinals and Closets the upper tiers of plates have minute perforations for light and ventilation.

MAGFARLANE'S CASTINGS — TROUGH WATER CLOSETS

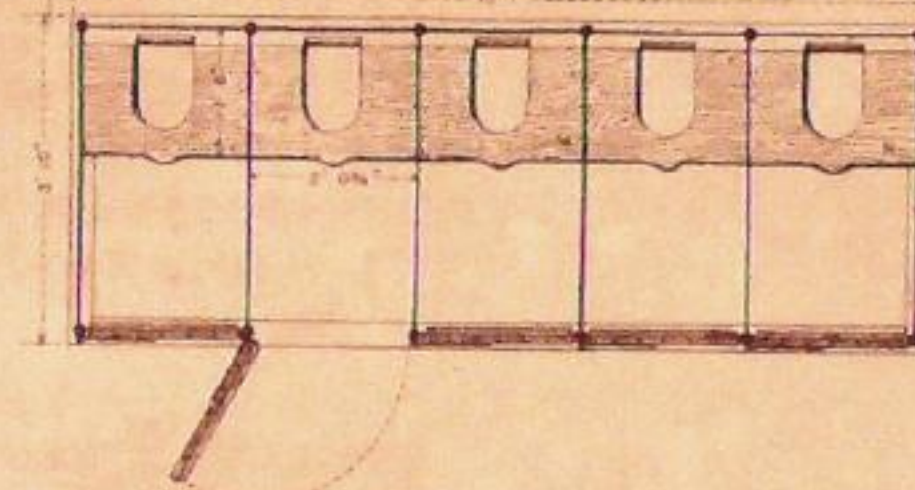
FRONT

NO 9 RANGE

BACK



PLAN




No. 9 W. C. is the same as No. 6, but instead of being fitted up against a wall it is complete in itself and unconnected with the adjacent buildings, being inclosed by cast iron perforated walls giving light and ventilation to the interior. It can also be supplied with Screen Wall B (see page 433) instead of design shown above, and is then called No. 9 B.

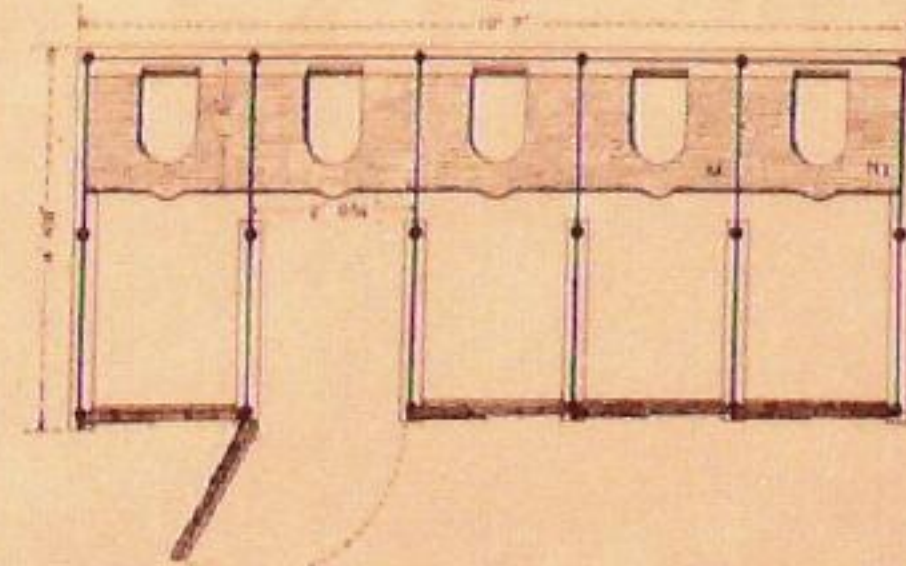
NO 7 RANGE

FRONT

BACK



PLAN



No. 7 W. C. is the same as No. 9, but is higher and has more room in front of the seats. It can also be supplied with Screen Wall B (see page 433) instead of design shown above, and is then called No. 7 B.









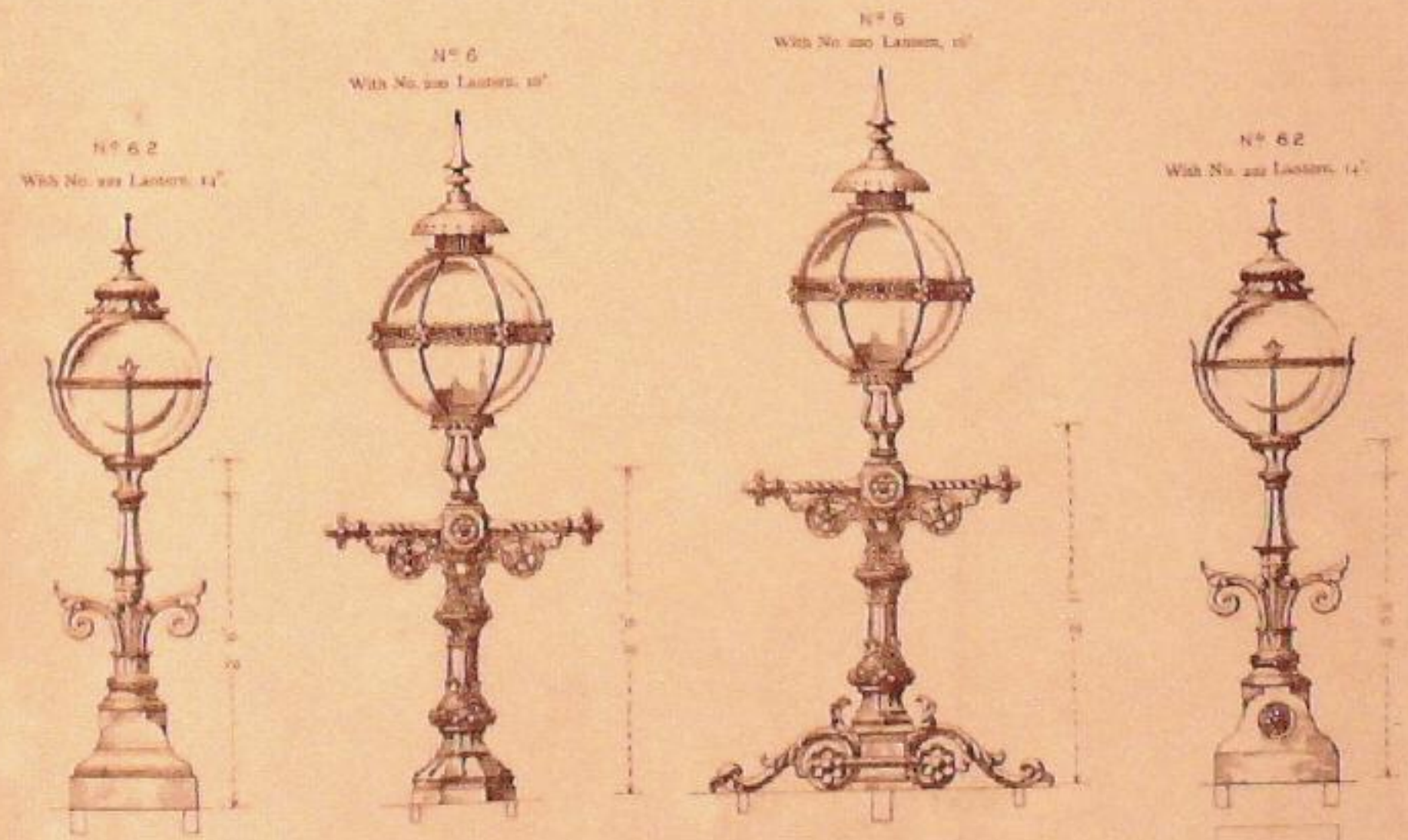
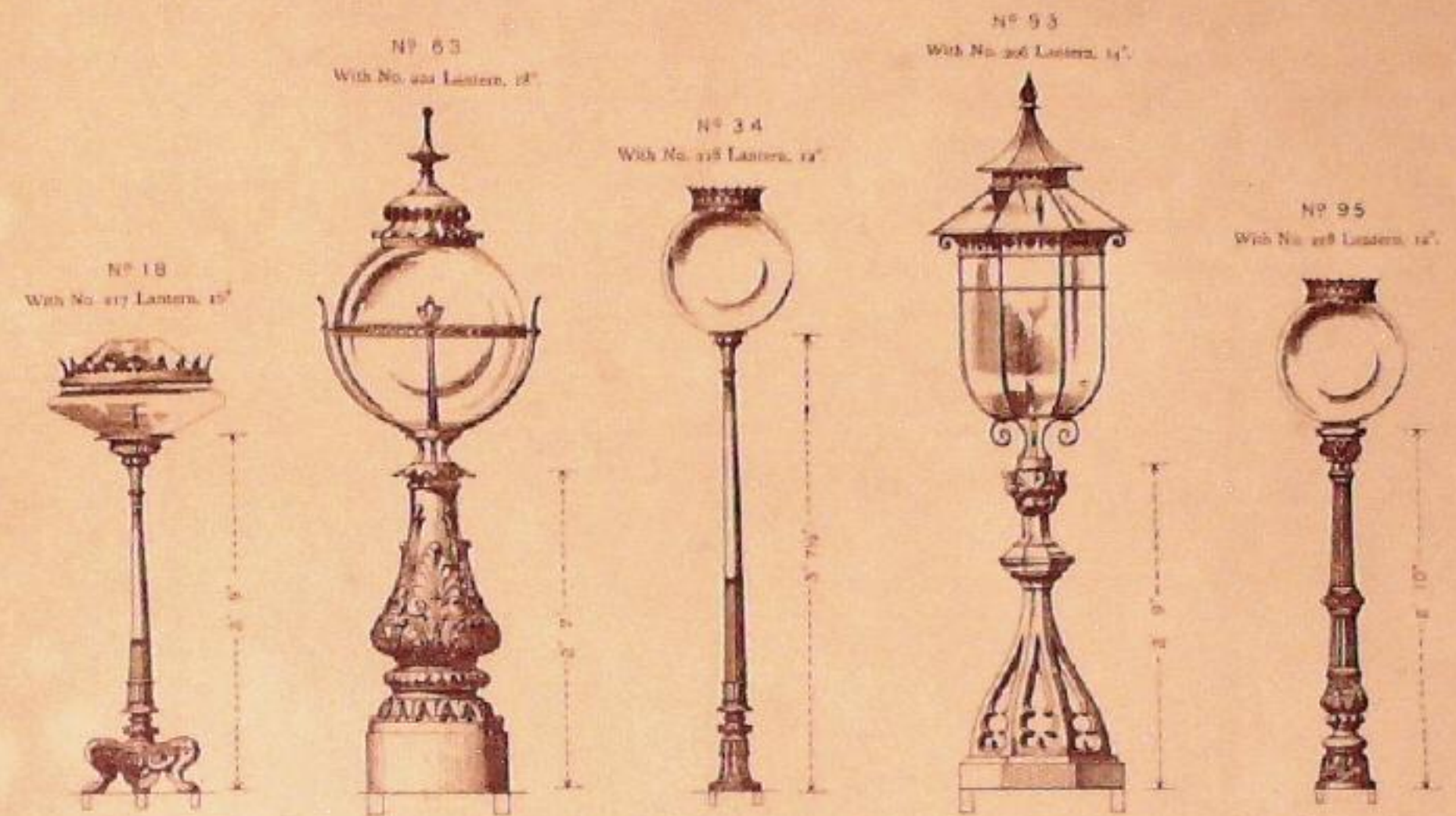
### MACFARLANE'S CASTINGS — LAMPS.

Within recent years this section of our manufactures has been very highly developed, and our ranges of patterns have become so extensive that we are able to satisfy most requirements from our standard patterns. We will be pleased therefore to have any requirements not met by the designs shown in the subsequent pages, which are only a small selection from our Complete Catalogue, referred to us, whereupon we will submit designs and prices of suitable patterns. We make Lamp Pillars, Brackets and Lanterns to suit all kinds of illuminants: gas, incandescent gas, high pressure gas, oil of all kinds, electric incandescent and arc lamps. In ordering, therefore, it is desirable to give special reference to the particular form of lighting to be adopted, so that lamps and lanterns may be made to suit.

### MACFARLANE'S CASTINGS — LAMP PILLARS



### MACFARLANE'S CASTINGS — LAMP PILLARS



PLAN

No. 6 Lamp Pillar 14" and No. 62 Lamp Pillar 14" are suitable for positions such as Walls and Parapets requiring narrow bases.





MACFARLANE'S CASTINGS — LAMP PILLARS

N<sup>o</sup> 62  
With No. 222 Lantern, 14"



6  
11

N<sup>o</sup> 62  
With No. 222 Lantern, 14"



11

N<sup>o</sup> 62  
With No. 222 Lantern, 14"



6  
11

No. 62 Lamp Pillar 4" is suitable for situations such as Walls and Piers requiring narrow bases.

N<sup>o</sup> 57  
With No. 222 Lantern, 14"



SIDE



FRONT

N<sup>o</sup> 34  
With No. 227 Lantern, 12"



4  
10

N<sup>o</sup> 18  
With No. 227 Lantern, 12"




4  
10

SCALE  
1 2 3 4 FEET


MACFARLANE'S CASTINGS — LAMP PILLARS

N<sup>o</sup> 31  
With No. 222 Lantern, 14"




6  
11

N<sup>o</sup> 10  
With No. 222 Lantern, 14"




6  
11

N<sup>o</sup> 32  
With No. 222 Lantern, 14"



6  
11

N<sup>o</sup> 1  
With No. 222 Lantern, 14"



6  
11

N<sup>o</sup> 16  
With No. 222 Lantern, 14"




6  
11

SCALE  
1 2 3 4 FEET



MACFARLANE'S CASTINGS — LAMP PILLARS

Nº 10  
With No. 902 Lantern, 14'




Nº 51  
With No. 903 Lantern, 18'



Nº 1  
With No. 904 Lantern, 14'



Nº 93  
With No. 906 Lantern, 16'




MACFARLANE'S CASTINGS — LAMP PILLARS



Nº 30  
With No. 911 Lantern, 16'



Nº 10  
With No. 901 Lantern, 14'




Nº 2  
With No. 905 Lantern, 14'






N<sup>o</sup> 32

With No. 292 Lantern, 18"



N<sup>o</sup> 59

With No. 293 Lantern, 18"




SCALE

4 FEET


N<sup>o</sup> 4

With No. 294 Lantern, 18"



N<sup>o</sup> 5

With No. 295 Lantern, 18"




SCALE

4 FEET



N<sup>o</sup> 19  
With No. 229 Lantern, 12"



N<sup>o</sup> 55  
With No. 229 Lantern, 14"




N<sup>o</sup> 39  
With No. 229 Lantern, 14"



N<sup>o</sup> 53  
With No. 226 Lantern, 20"



N<sup>o</sup> 65  
With No. 224 Lantern, 14"



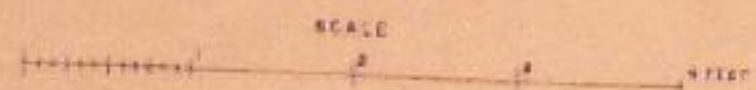
N<sup>o</sup> 67  
With No. 221 Lantern, 14"




N<sup>o</sup> 30  
With No. 229 Lantern, 14"




N<sup>o</sup> 92  
With No. 226 Lantern, 20"




N<sup>o</sup> 75  
With No. 212 Lantern, 14"




N<sup>o</sup> 66  
With No. 224 Lantern, 14"





N<sup>o</sup> 58  
With No. 215 Lantern, 16"



N<sup>o</sup> 14  
With No. 226 Lantern, 20"




N<sup>o</sup> 72  
With No. 224 Lantern, 14"

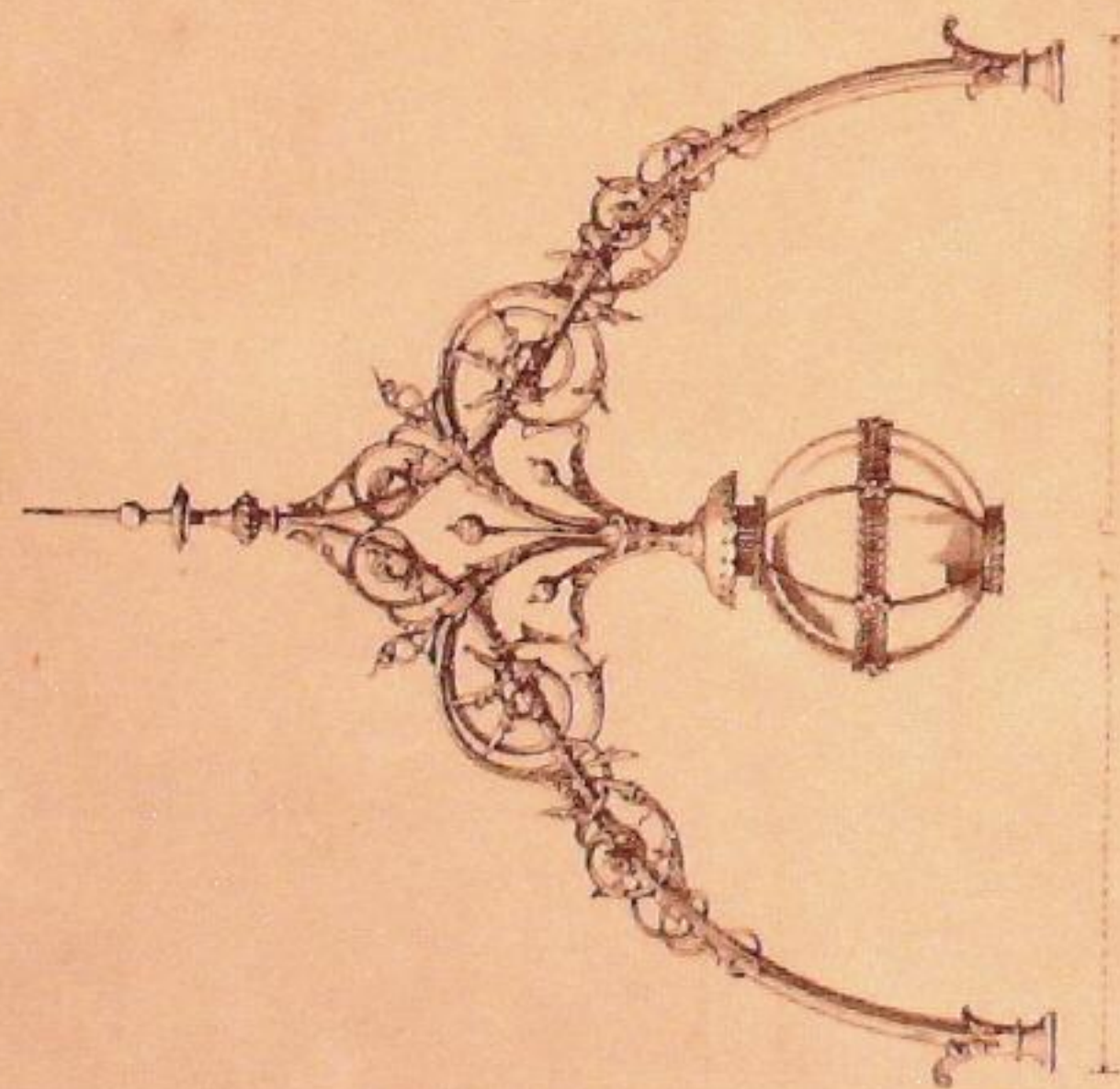




N<sup>o</sup> 54  
With No. 200 Lantern, 18"



N<sup>o</sup> 45  
With No. 200 Lantern, 18"




SCALE  
11' 0"  
5' 6"

Any length to order.

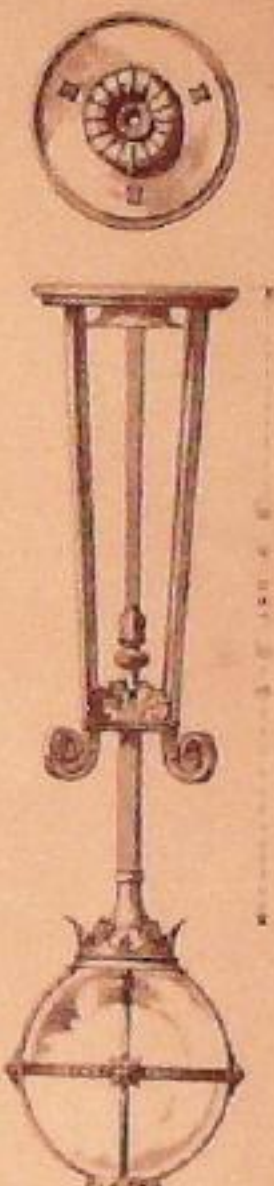
N<sup>o</sup> 89  
With No. 200 Lantern, 14"




N<sup>o</sup> 87  
With No. 224 Lantern, 14"



N<sup>o</sup> 49  
With No. 207 Lantern, 10"



N<sup>o</sup> 36  
With No. 200 Lantern, 18"



N<sup>o</sup> 30  
With No. 200 Lantern, 18"




SCALE

Stools and 4 ways.



MACFARLANE'S LANTERNS

Can be applied to any Pillar, Standard, Arch, Bracket, or Pendant.  
These can be had framed in Tin or Copper.




MACFARLANE'S CASTINGS — ELECTRIC LIGHT PILLARS

No. 156<sup>a</sup>  
with No. 160<sup>a</sup> Carrier.

No. 157<sup>a</sup>  
with No. 160<sup>a</sup> Carrier  
and No. 245<sup>a</sup> Incandescent Brackets.

No. 251<sup>a</sup>  
with No. 220<sup>a</sup> Carrier.

No. 177<sup>a</sup>  
with No. 213<sup>a</sup> Carrier  
and No. 319<sup>a</sup> Incandescent Brackets.



See pages 87, 89, and 90 for View of Tailpieces






MACFARLANE'S CASTINGS — ELECTRIC LIGHT PILLARS

No. 178<sup>o</sup>  
with No. 332<sup>o</sup> Carrier,  
and No. 325<sup>o</sup> Incandescent Brackets

No. 181<sup>o</sup>  
with No. 220<sup>o</sup> Carrier

No. 158<sup>o</sup>  
with No. 169<sup>o</sup> Carrier,  
and No. 316<sup>o</sup> Incandescent Brackets

No. 178<sup>o</sup>  
with No. 223<sup>o</sup> Carrier



Incandescent Lamp Brackets may be applied to any E. L. Pillar.

Design or Cast of Arms as shown to order.

Given in 1/2" and 3/4" to center of arm.


See pages 87, 89, and 90 for View of Tailpieces.

MACFARLANE'S CASTINGS — ELECTRIC LIGHT PILLARS

No. 171<sup>o</sup>  
with No. 326<sup>o</sup> Bracket 3' 0"  
and No. 143 Insulator  
Arm and Inlet Hood  
for Cables.

No. 177<sup>o</sup>  
with No. 325<sup>o</sup> Bracket 3' 0"

No. 169<sup>o</sup>  
with No. 165<sup>o</sup> Bracket 3' 0"



VIEW OF TAILPIECE  
These are made any length from 2' 0" to 12' 0" long as order, but our best value is between the 3' 0" and 4' 0" size applied when Pillar size is 6" and 8" high.

Door 1" at top, 3/4" at bottom, 1 1/2" high. Fixed with Brass Screws. Cast of Arms cast on base as shown to order.

Door 2 1/2" x 1' 0" or 8" x 4"

Door 7 1/2" x 1' 4"

Tailpieces 3' 0" or 4' 0"

Given in 1/2" and 3/4" to center of arm.

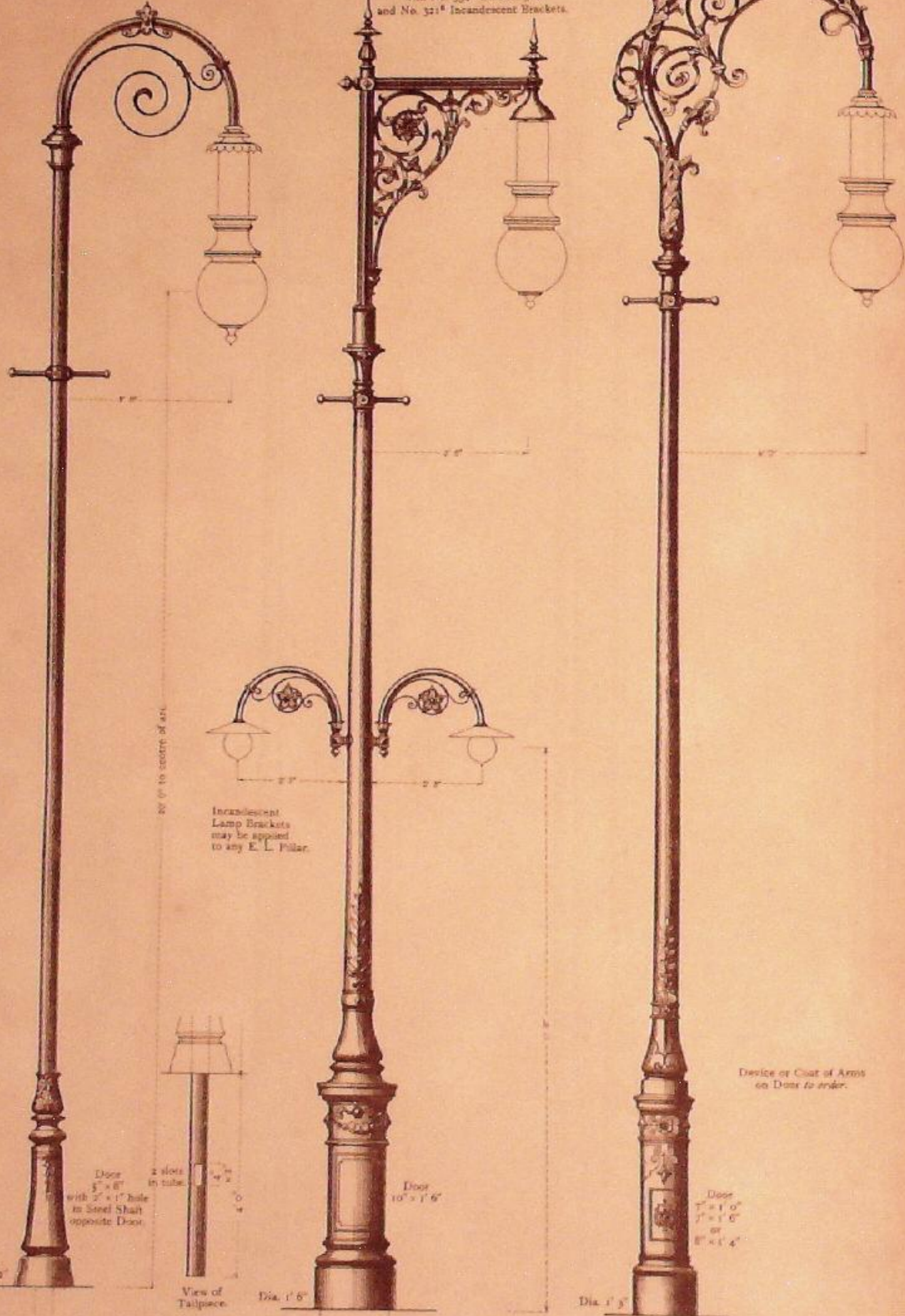


MACFARLANE'S CASTINGS — ELECTRIC LIGHT PILLARS

No. 141<sup>st</sup> with No. 335<sup>th</sup> Bracket 4' 0"

No. 120<sup>th</sup>  
with Steel Shaft, Clamped Ladder Arms,  
and No. 435<sup>th</sup> Bracket.

No. 140<sup>th</sup>  
with No. 334<sup>th</sup> Bracket 3' 6"  
and No. 321<sup>st</sup> Incandescent Brackets.



Incandescent Lamp Brackets may be applied to any E. L. Pillar.

Device or Coat of Arms on Door to order.

Door 10" x 1' 6" or 8" x 1' 4"

Tailpieces 3/8" or 1/2"

Tailpieces 3/8" or 1/2"

20' 0" and 22' 0" to centre of arc.

20' 0" and 22' 0" to centre of arc.

20' 0" and 22' 0" to centre of arc.


MACFARLANE'S CASTINGS — ELECTRIC LIGHT PILLARS

No. 150<sup>th</sup>  
with No. 350<sup>th</sup> Bracket 4' 2"

No. 150<sup>th</sup>  
with No. 298<sup>th</sup> Bracket 3' 0"  
and No. 347<sup>th</sup> Incandescent Brackets.

No. 159<sup>th</sup>  
with No. 394<sup>th</sup> Bracket 3' 0"

No. 308<sup>th</sup>  
with No. 313<sup>th</sup> Bracket 3' 0"  
and No. 320<sup>th</sup> Incandescent Brackets.



Incandescent Lamp Brackets may be applied to any E. L. Pillar.

Door 6 1/2" x 10" or 9" x 7' 6"

Door 7" x 8" or 7" x 1' 0"

Door 10 1/2" x 1' 4"

Device or Coat of Arms on Door to order.

Dia. 1' 4"

Dia. 1' 4"

Dia. 1' 7 1/2"

Dia. 1' 7 1/2"


Tailpieces 3/8" or 1/2"

20' 0" and 22' 0" to centre of arc.

20' 0" and 22' 0" to centre of arc.

20' 0" and 22' 0" to centre of arc.





## SECTION VI.

## NOTES AND DIRECTIONS FOR ORDERING.

## BRACKETS AND SPANDRILS.

Those Brackets and Spandrils having illustration showing screwholes through borders, or with swellings with screwholes through them, are supplied in this manner at the prices given in the list. Where not so shown any fixings that may be required are extra to the list price. Larger Brackets are often wanted with pocket for bolt at top, and batt at bottom of back border, and with snugs for screwing to wood or iron along the top border. These and any other special fixings to suit particular requirements are extra.

In ordering carefully specify the design number, size and quantity required, giving particulars of the fixings which are wanted.

As to No. 87 Brackets 4' 0" x 3' 3", pocket for bolt and batt at bottom of back border, and with snugs for screwing to wood along top border.

## GIRDERS.

These are supplied as illustrated and to lengths as ordered. All fixings either at top, bottom or ends are extra.

In ordering specify the design number, size, lengths and quantity required, stating clearly if any fixings are to be provided.

As 2 No. 2 Girders 6" x 8' 0" long, with screwholes along top for wood.

## COLUMNS AND MULLIONS.

These are made in the lengths given in the price list, including batts at base for brick, concrete or stone, but without any fixings at the capital. They can be made to any other height within the limits of those given in the list, and with any particular fixings such as flanges, bolt holes, &c., at an extra cost.

In ordering clearly specify the design number, diameter, height and the quantity required, describing clearly the fixings required at capital and base. Should these be particularly intricate or to fix accurately to some existing work, give a drawing or sketch showing this. If with spandril shaft and brackets state pattern numbers and sizes of the latter.

As 2 No. 122 Columns 6 1/2" x 10' 0" high, with batts on base and screwholes in capital for fixing up to woodwork.

## COLUMN AND PILASTER CAPITALS.

These are supplied as illustrations. When ordered with bell the ornaments are fixed to bell ready for erection. No other fixings are included in price. Any alteration to diameter is extra to price.

In ordering give the design number, size and quantity required.

As 2 No. 191 Column Capital 21".

## PANEL AND TERMINAL ENRICHMENTS. DEVICES.

These are supplied as illustrated without any fixings, these if required being extra to the list price.

In ordering carefully specify the design number, size and quantity required, stating clearly if any fixings are wanted and their nature.

As 2 No. 44 Panel Enrichments, 2' 6" x 2' 0".


## HINGE ENRICHMENTS AND SIGN LETTERS.

These are provided with screwholes for fixing to wood door, any other special fixings being extra.


In ordering please specify the pattern number, size and quantity required, and in the case of Sign Letters give the exact number of each letter. Also state if you wish the usual screwholes.

As No. 2 Sign Letters 4' 0" high, to form Macfarlane, with screwholes.





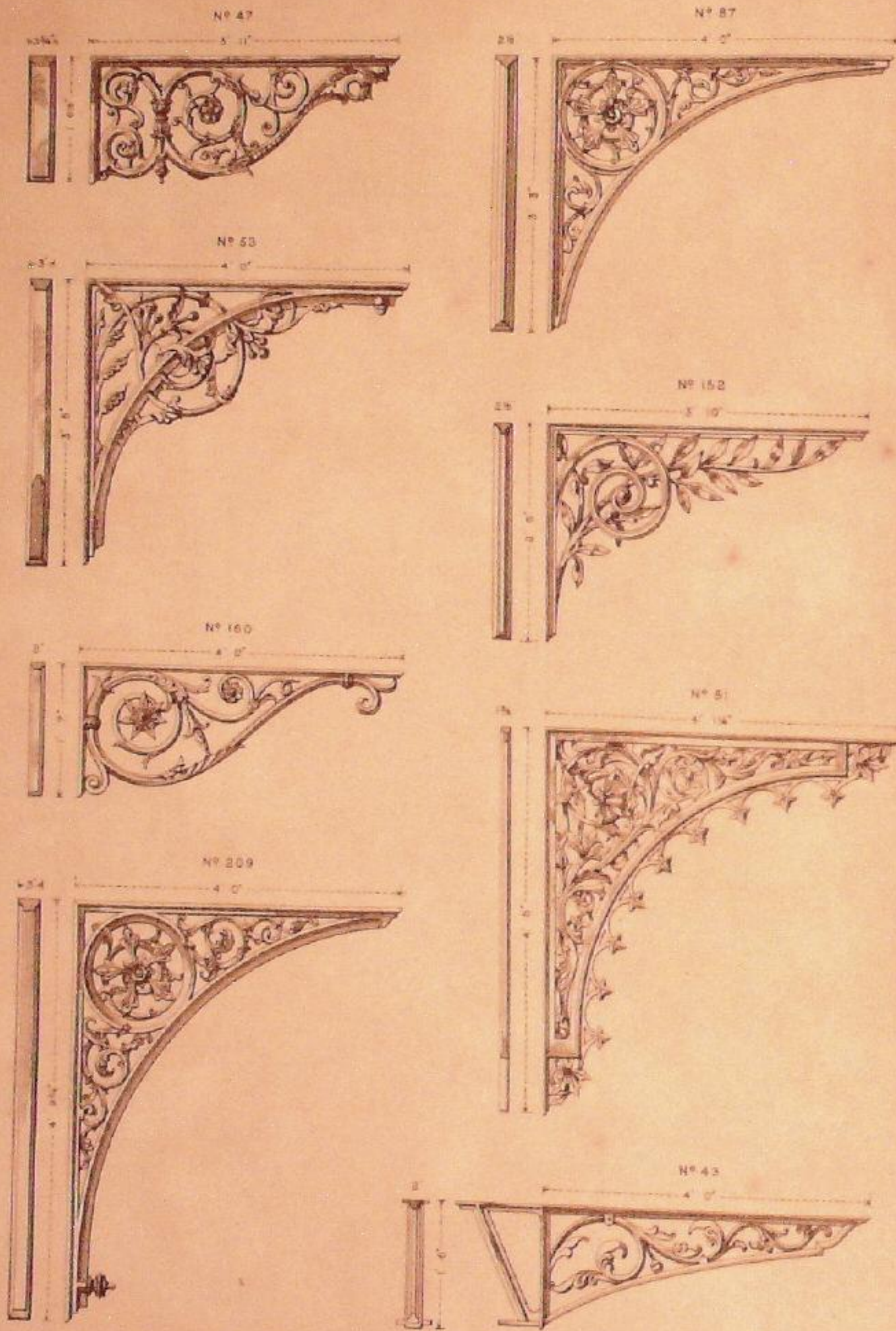
SCALE  
4 FEET



SCALE  
4 FEET




MACFARLANE'S CASTINGS — BRACKETS



SCALE 1" = 1' 0"



MACFARLANE'S CASTINGS — SPANDRIL BRACKETS

For any width of opening.




SCALE 1" = 1' 0"








MACFARLANE'S CASTINGS — SPANDRIL ARCHES



SCALE  
1" = 1' 0"

MACFARLANE'S CASTINGS — SPANDRIL ARCHES




SCALE  
1" = 1' 0"




MACFARLANE'S CASTINGS — SPANDRIL ARCHES


Nº 158



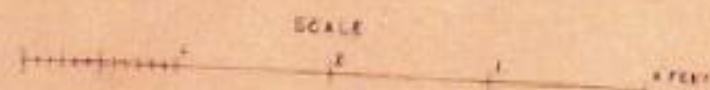
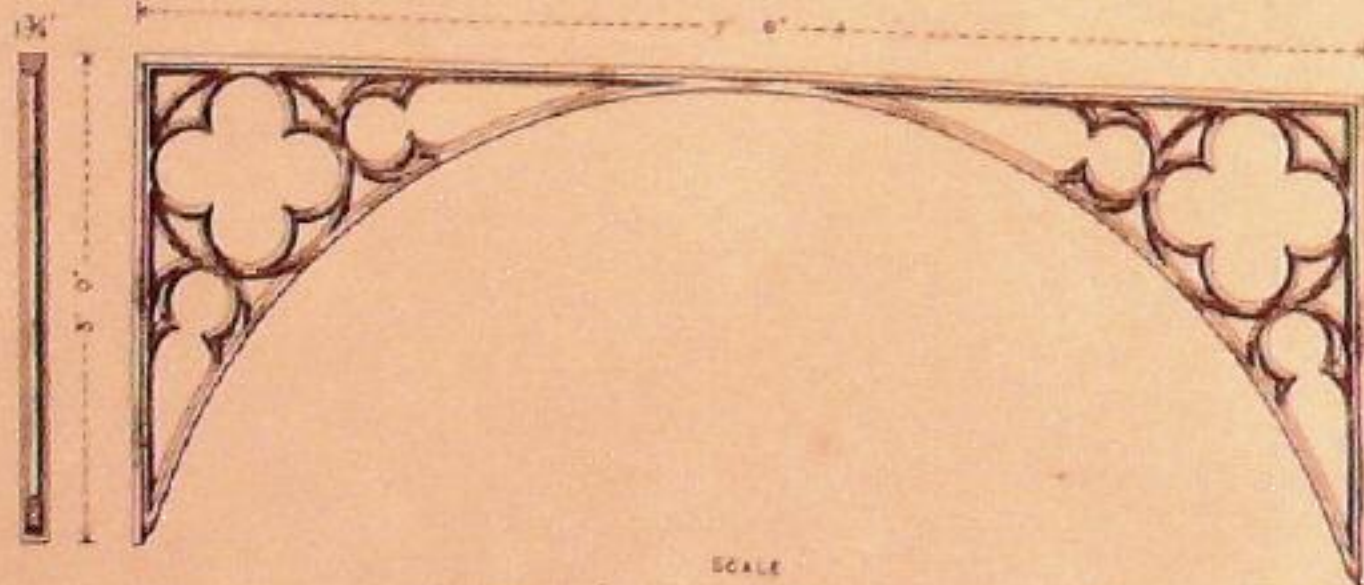
Nº 53



Nº 51

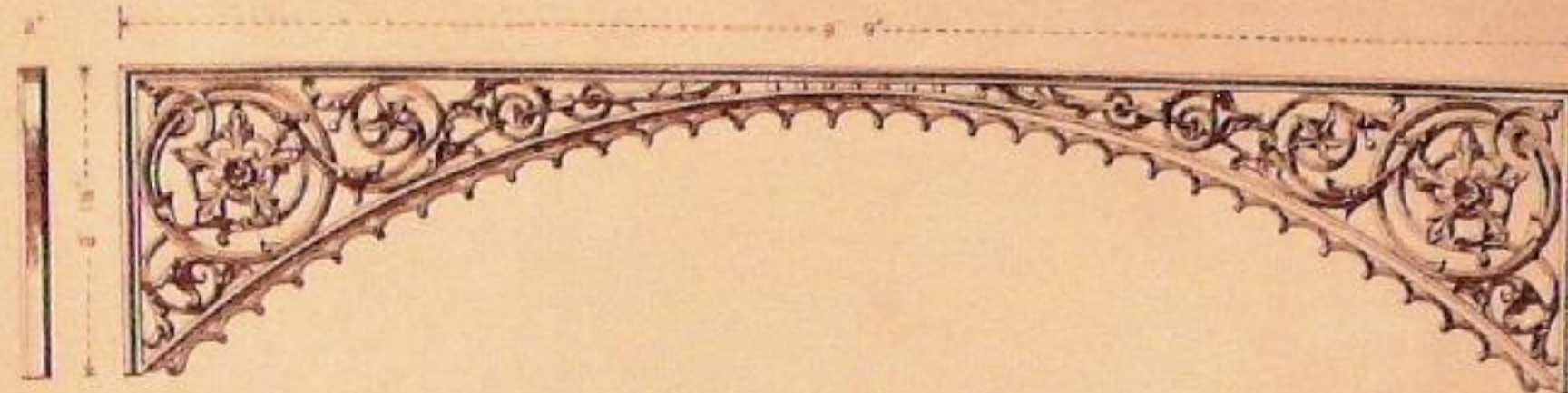


Nº 44

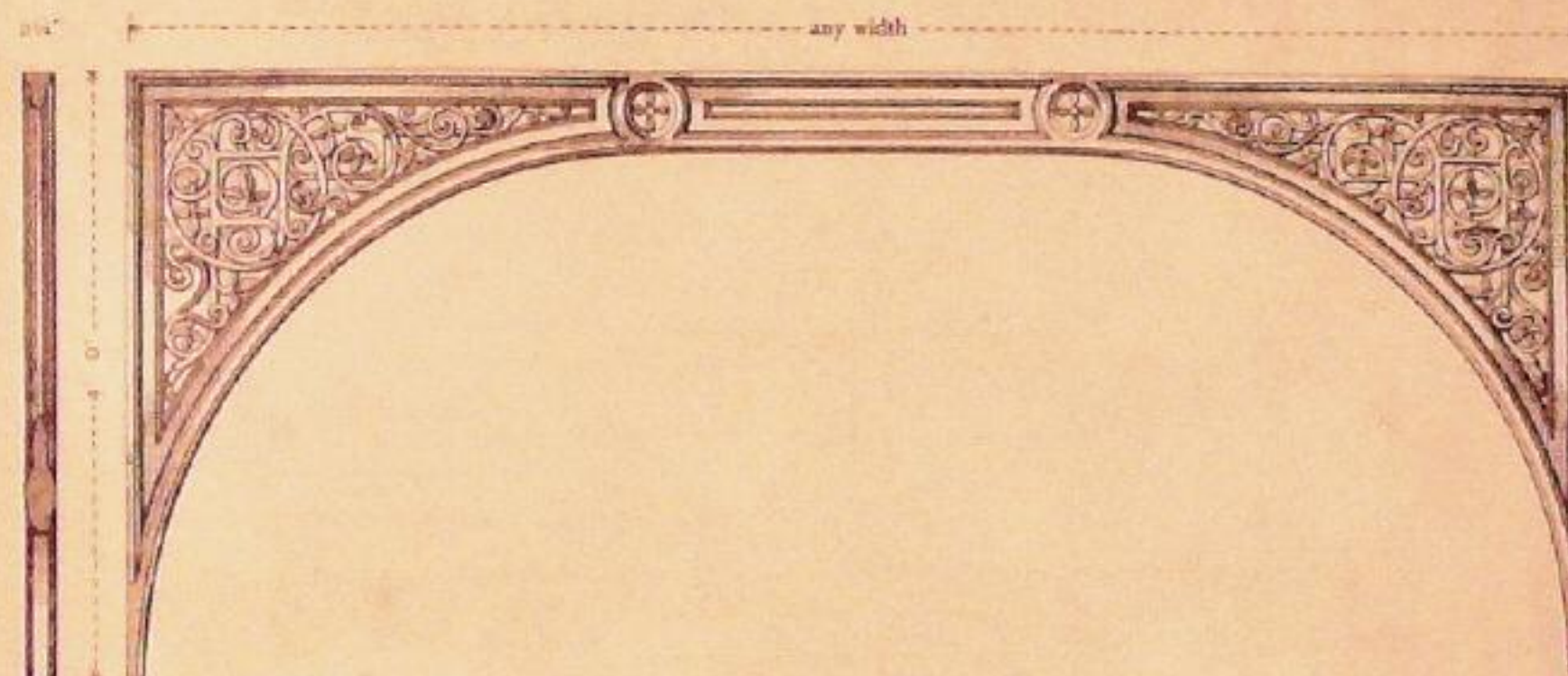


MACFARLANE'S CASTINGS — SPANDRIL ARCHES

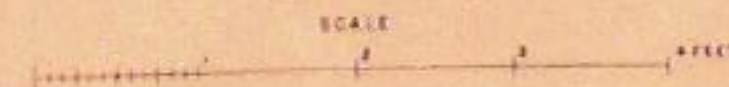

Nº 99



Nº 59



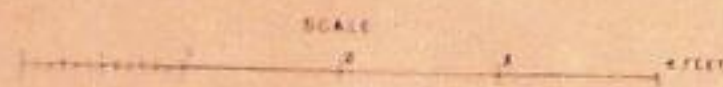

Nº 51



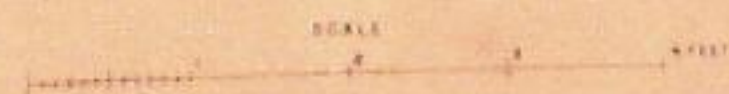



MACFARLANE'S CASTINGS — COLUMN BRACKETS

This application of Brackets is particularly valuable, both for its structural and artistic effect, giving a convenient fixing and breadth of bearing to the superincumbent beam, girder, lintel, or architrave, and softening with ornamental tracery, the otherwise severe angular junctions, and view line. They can be applied 1, 2, 3, or 4 ways, and different patterns may be combined to suit special circumstances.




MACFARLANE'S CASTINGS — COLUMN BRACKETS



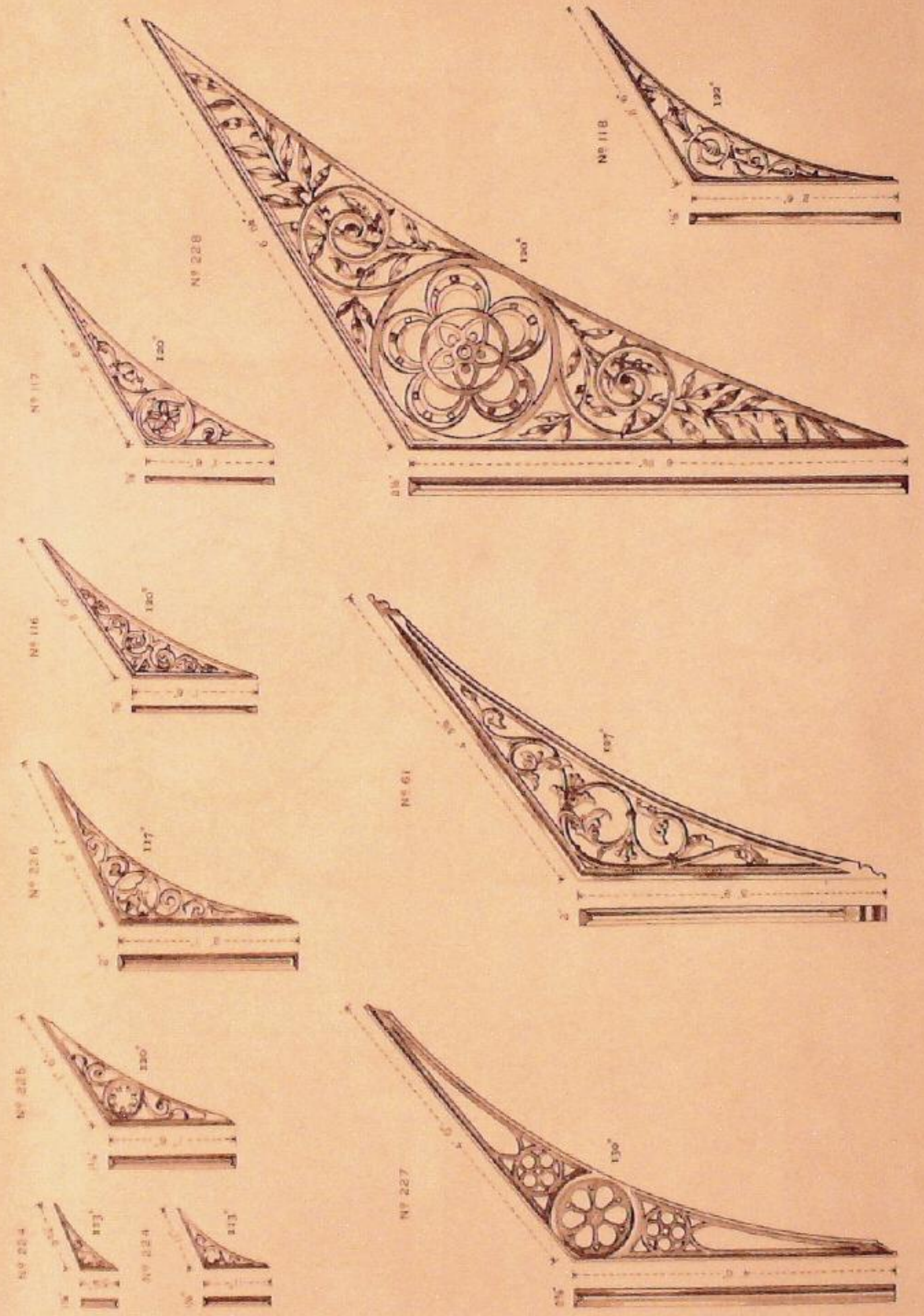


MACFARLANE'S CASTINGS — COLUMN BRACKETS



SCALE  
1" = 1"

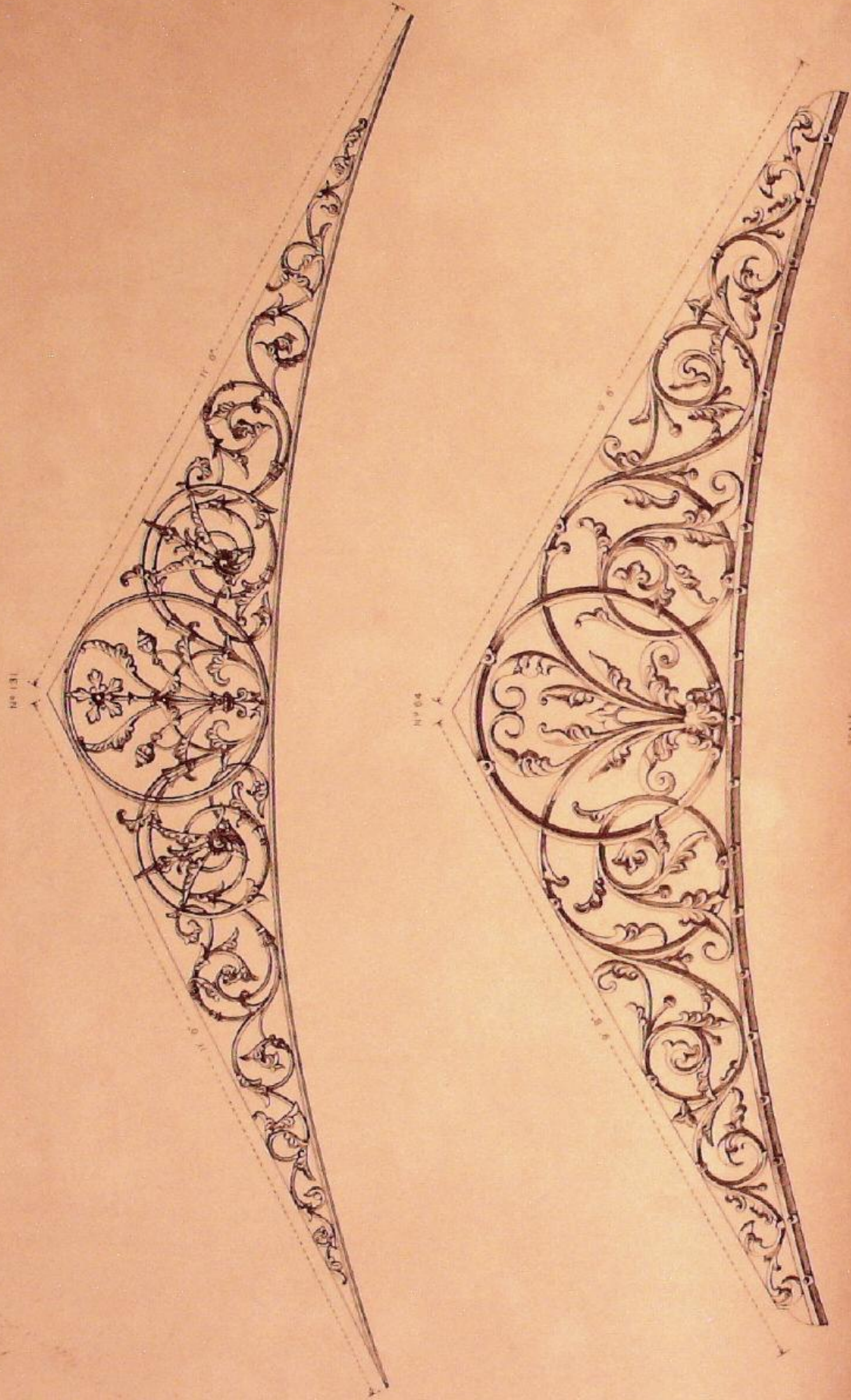
MACFARLANE'S CASTINGS — ROOF SPANDRILS  
For application to Timber, Iron, or Glazed Roofs. Any bevel or span as desired.



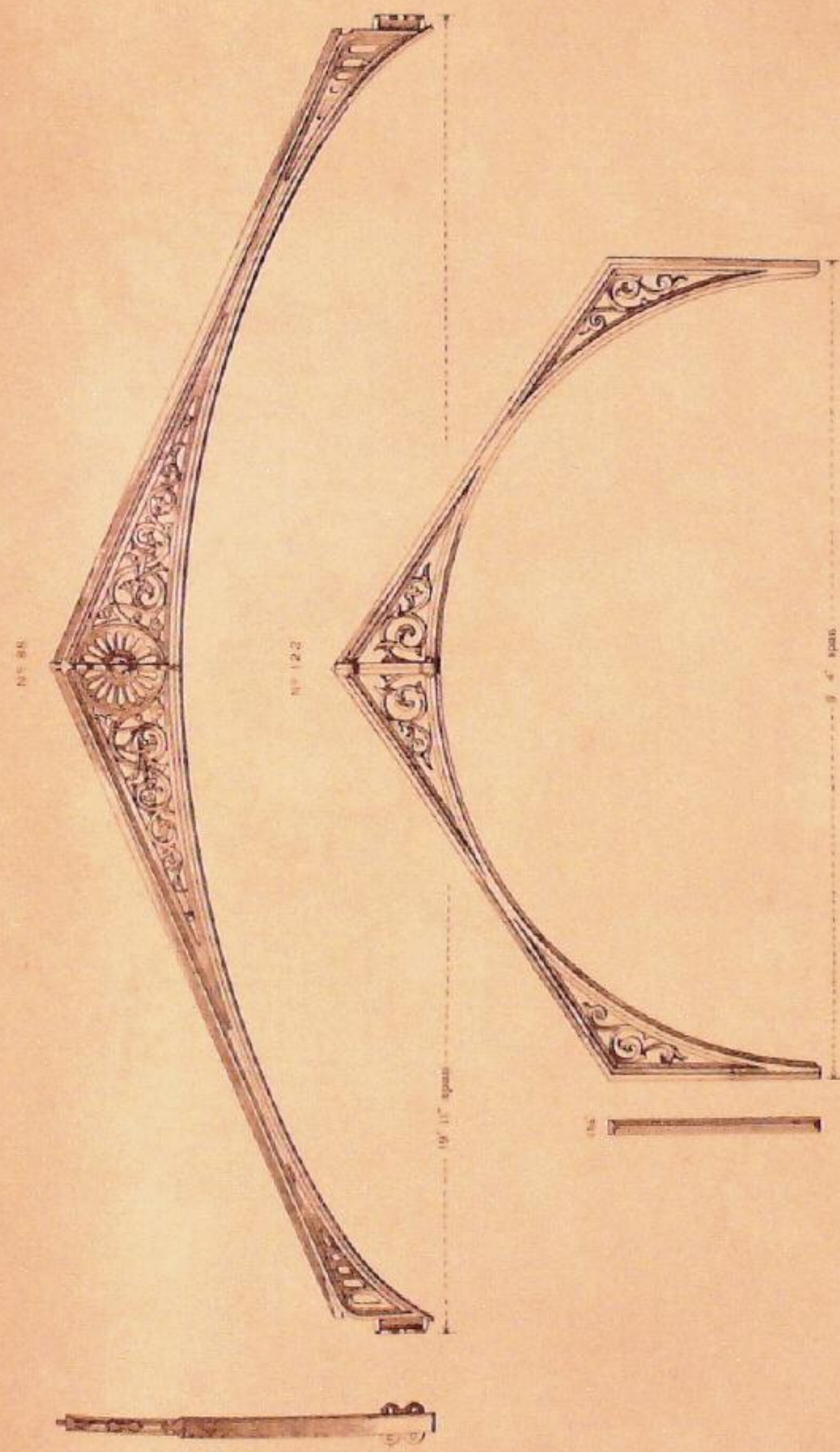
SCALE  
1" = 1"



MACFARLANE'S CASTINGS — ROOF SPANDRILS



MACFARLANE'S CASTINGS — ROOF SPANDRILS



MACFARLANE'S GIRDERS

The following are examples of the treatment of cast iron Girders for Verandahs, Balconies, &c. Other sections and designs to order.



SCALE



# MACFARLANE'S CASTINGS — COLUMNS.

SAFE LOAD ON HOLLOW CAST-IRON COLUMNS—ENDS FLAT AND FIXED.

Load applied downwards on centre of shaft and calculated at  $\frac{1}{10}$ th of the breaking load.

### THICKNESS $\frac{3}{8}$ " METAL.

Lengths in feet.

External Diameter in inches.	6'	8'	10'	12'	14'	16'	18'	20'	25'
3"	5.8	4.0	3.2	2.3	—	—	—	—	—
3 $\frac{1}{2}$ "	8.2	5.9	5.1	3.6	—	—	—	—	—
4"	10.0	8.1	6.1	4.7	3.6	3.4	—	—	—
4 $\frac{1}{2}$ "	13.8	10.6	8.1	6.5	5.0	4.4	—	—	—
5"	16.8	13.3	10.4	8.3	6.7	5.4	—	—	—
5 $\frac{1}{2}$ "	22.9	19.0	15.5	12.7	9.5	8.7	—	—	—
6"	29.1	25.0	21.2	17.9	15.1	12.8	—	—	—
6 $\frac{1}{2}$ "	35.3	31.2	27.1	23.4	20.2	17.4	—	—	—
7"	41.4	37.4	33.3	29.4	25.6	22.5	—	—	—

### THICKNESS $\frac{1}{2}$ " METAL.

4"	15.2	11.3	8.5	6.5	4.8	3.8	—	—	—
4 $\frac{1}{2}$ "	19.4	14.9	11.5	8.9	7.2	6.0	—	—	—
5"	23.7	18.8	14.8	11.7	9.0	7.7	—	—	—
5 $\frac{1}{2}$ "	32.8	27.2	22.3	18.3	15.0	12.5	—	—	—
6"	41.9	36.1	30.6	25.8	21.7	18.4	15.7	12.6	—
6 $\frac{1}{2}$ "	51.1	45.3	39.3	34.0	29.3	25.2	21.8	18.7	—
7"	60.3	54.4	48.5	42.8	37.2	32.7	28.7	24.2	—

### THICKNESS 1" METAL.

4"	18.7	13.9	10.4	8.0	6.4	4.8	3.9	—	—
4 $\frac{1}{2}$ "	24.2	18.5	14.3	11.1	8.8	7.1	5.8	—	—
5"	29.9	23.6	18.6	14.8	11.9	9.6	7.6	—	—
5 $\frac{1}{2}$ "	41.6	34.5	28.3	23.2	19.1	15.9	13.3	—	—
6"	53.7	46.2	39.1	33.0	27.8	23.6	20.1	17.2	—
6 $\frac{1}{2}$ "	65.9	58.3	50.7	43.8	37.7	32.5	28.1	24.4	16.4
7"	78.0	70.5	62.7	55.3	48.1	42.3	37.1	32.6	23.0
7 $\frac{1}{2}$ "	90.2	82.8	75.0	67.1	59.7	53.0	47.0	41.7	31.4
8"	115.1	107.3	97.0	91.6	82.9	76.0	68.8	62.2	48.4

### THICKNESS 1 $\frac{1}{4}$ " METAL.

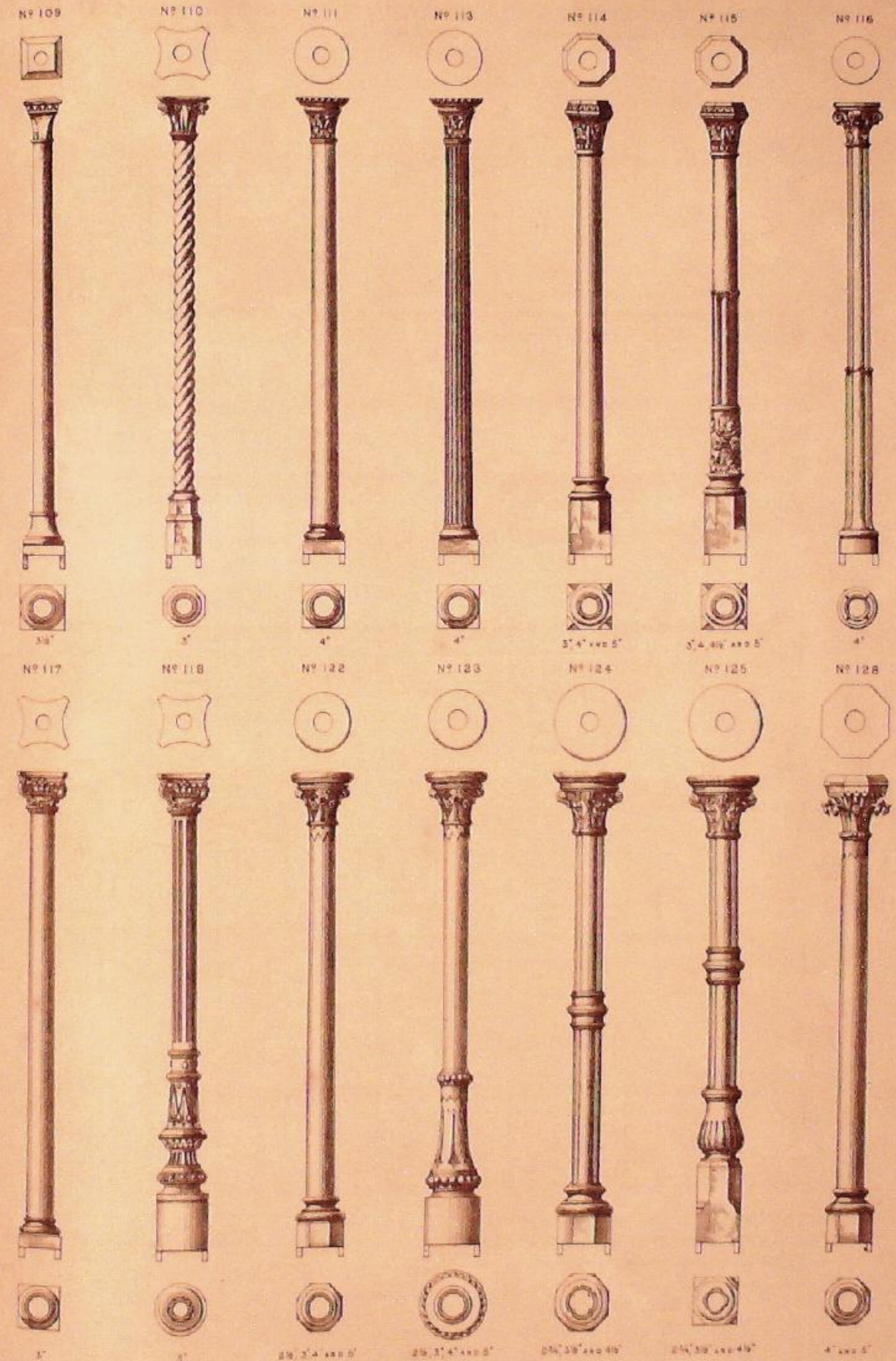
4 $\frac{1}{2}$ "	28.1	21.5	16.5	12.9	10.2	7.6	6.2	5.2	3.4
5"	34.9	27.6	21.7	17.2	13.9	10.8	8.8	7.4	4.6
6"	49.4	41.0	33.6	27.5	22.7	18.8	15.8	13.4	8.8
7"	64.3	55.4	46.9	39.5	33.3	28.3	24.2	20.6	14.0
8"	79.3	70.2	61.1	51.7	45.4	39.1	33.8	29.4	21.2
9"	94.5	85.3	75.9	66.9	58.3	51.2	44.9	39.4	28.9
10"	109.6	100.7	91.2	81.6	72.6	64.3	57.2	50.7	38.1
11"	124.6	115.8	106.2	96.5	87.1	78.2	70.2	63.0	48.3
12"	140.6	131.1	118.6	111.9	101.3	92.9	84.0	76.0	59.1

### THICKNESS 1 $\frac{3}{4}$ " METAL.

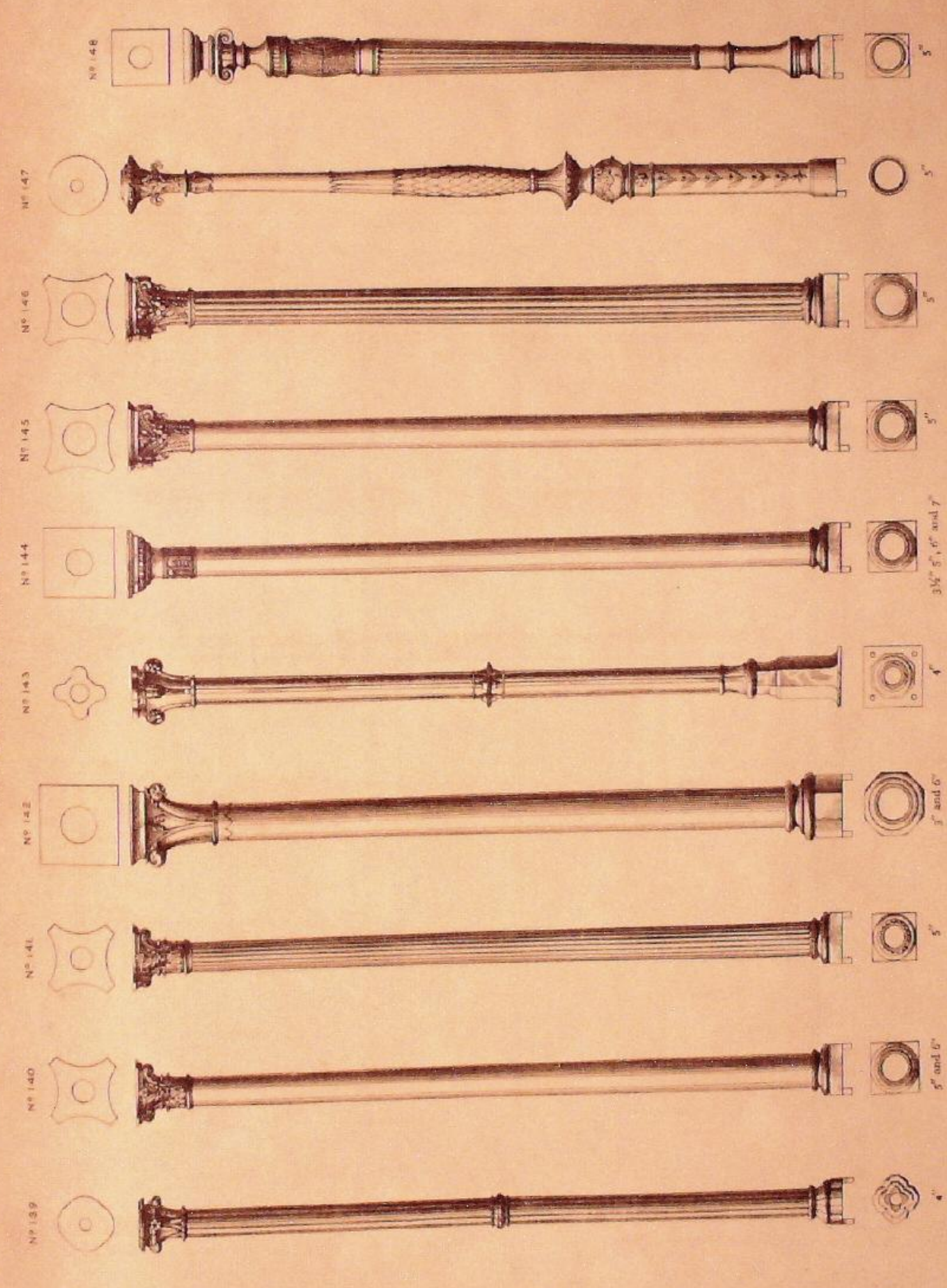

6"	56.2	46.6	38.2	31.3	25.9	21.4	18.0	15.3	10.6
7"	73.7	63.5	53.7	45.3	38.2	32.4	27.6	23.7	16.7
8"	91.6	81.2	70.6	61.0	52.4	45.1	39.0	33.9	24.4
9"	109.7	99.1	88.1	77.7	67.6	59.4	52.1	45.7	33.6
10"	127.8	117.3	106.3	95.1	84.7	75.1	66.6	59.1	44.4
11"	145.7	135.5	124.3	112.9	101.9	91.5	82.1	73.7	56.4
12"	164.9	153.6	139.0	131.2	118.8	108.9	98.5	89.1	69.3

The foregoing will enable the safe loads for intermediate heights and intermediate thicknesses to be arrived at. Where ornamental columns are used principally for appearance, and no great loads are to be supported, it is better not to specify the thickness of metal, so that the columns may be made the ordinary thicknesses to suit the manufacture, which are as follows:—3" diameter— $\frac{3}{8}$ " thick; 4"— $\frac{1}{2}$ " thick; 5"— $\frac{5}{8}$ " thick; 6"— $\frac{3}{4}$ " thick; 7"— $\frac{7}{8}$ " thick; 8"—1" thick; 9"—1 $\frac{1}{8}$ " thick; 10"—1 $\frac{1}{4}$ " thick; 12"—1 $\frac{3}{4}$ " thick; mullions— $\frac{3}{8}$ " thick. Fluted columns are made same thickness as plain round columns, the thickness being measured from the outside line of shaft, not from the back of the hollow of the flute.



# MACFARLANE'S CASTINGS — COLUMNS AND MULLIONS














MACFARLANE'S CASTINGS — COLUMN CAPITALS

The size is in each case taken through the neck of the column shaft which Capital sits.

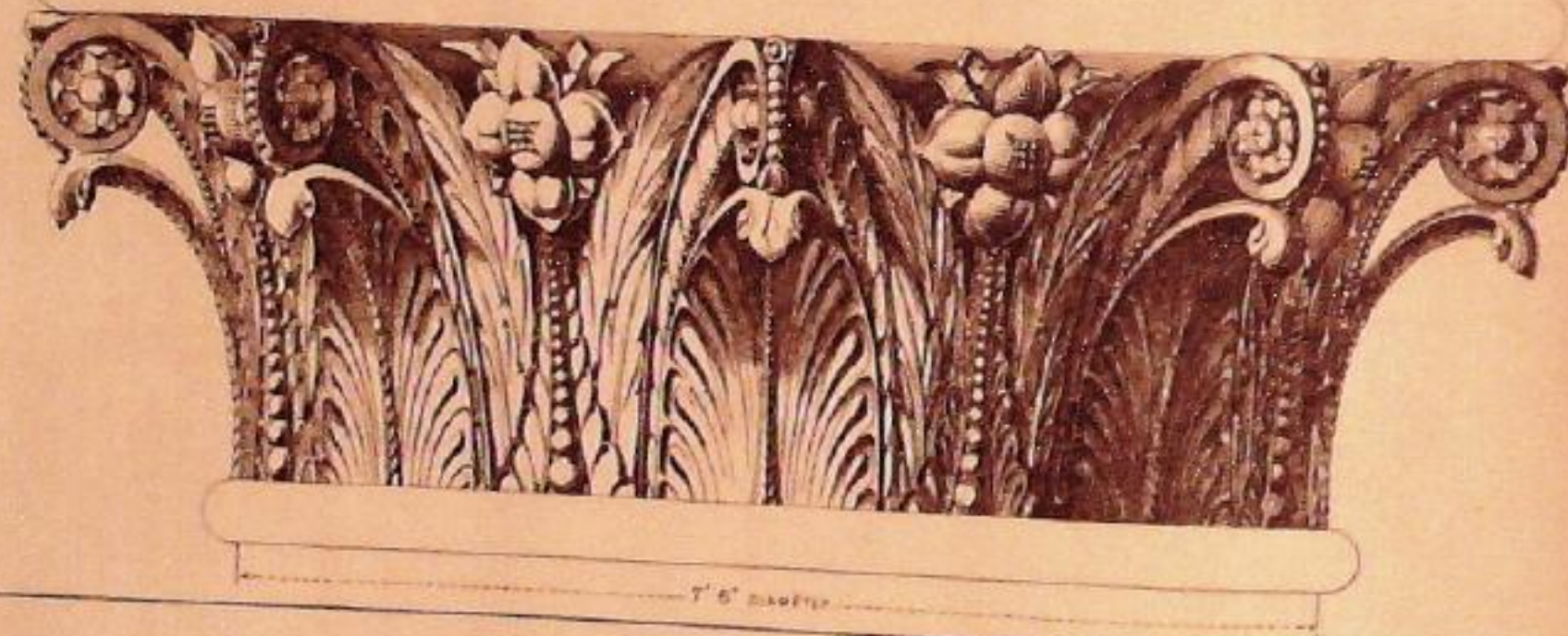
No 181




No 182



No 183




MACFARLANE'S PILASTER CAPITALS



MACFARLANE'S CASTINGS — EXAMPLES

Application of Ironwork to Public Interiors, Halls, Museums, Libraries, Saloons, Banks, &c.

No. LII.




A. No. 155 COLUMN.  
B. CORBEL TO MATCH COLUMN.  
C. No. 21 STANDRIL ARCH.  
D. No. 133 FRIER 10"



No. LIII.

Application of Ironwork to Balcony and Verandah.



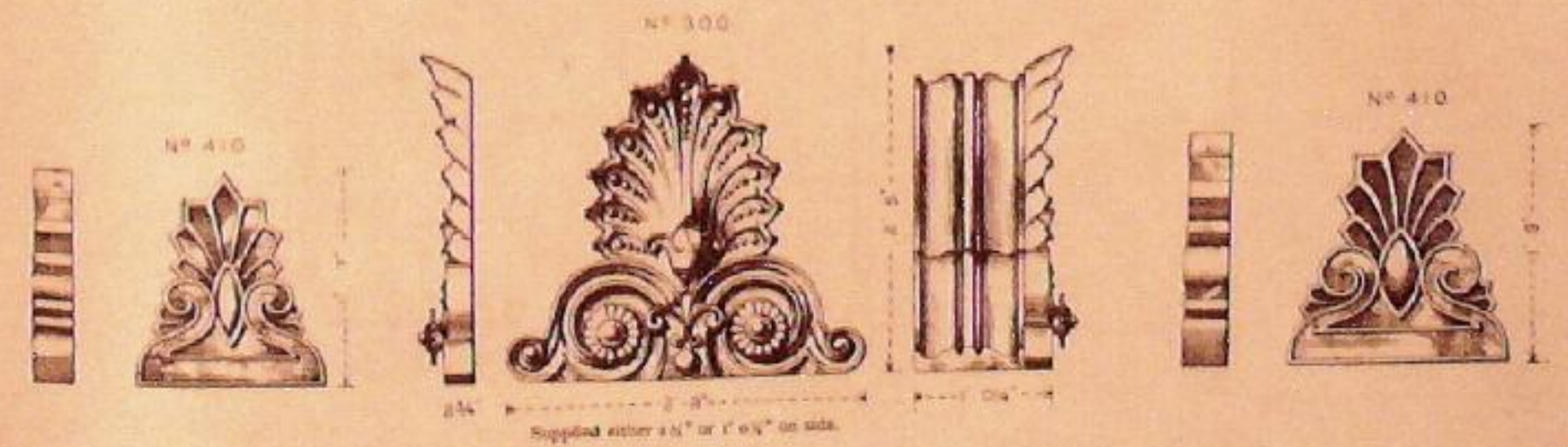
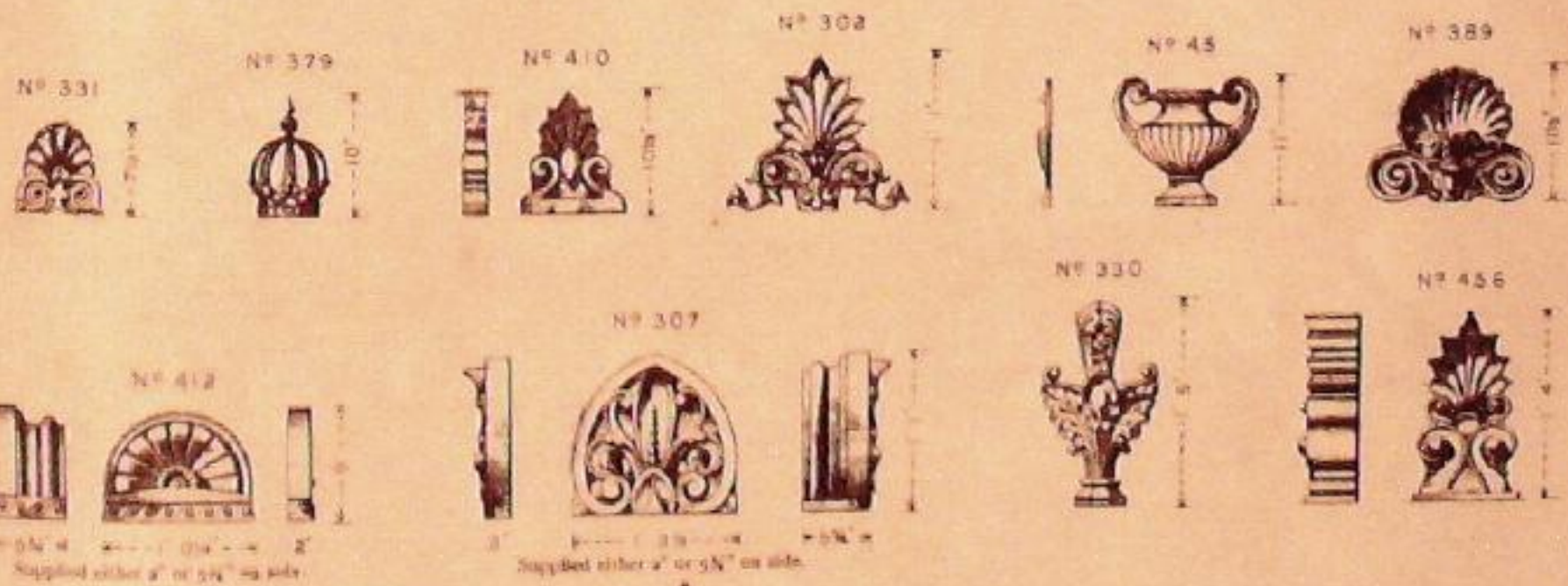


- A No. 141 TERMINAL 1' 6"
  - B No. 40 CRESTING 7'
  - C No. 45 GUTTER 6' 4 1/2"
  - D No. 140 FRISK RAIL 2 1/2"
  - E No. 42 BRACKET 1' 6" x 1' 6"
  - F No. 141 COLUMN WITH BALUSTY SHAFT
  - G No. 3 HANDRAIL 2 1/2" x 1 1/2"
  - H No. 40 BALUSTY RAILING 2 1/2"
  - I No. 3 PERFORATED GIRDER
  - J No. 47 BRACKET 1' 11" x 1' 6"
- ORNAMENTAL FLOOR PLATE, GULLY OR PERFORATED IRONWORK

No. LIV.

Application of Ironwork to Shop Front.






- A No. 141 TERMINAL 1' 6"
- B No. 40 CRESTING 7'
- C No. 142 TERMINAL 1' 6"
- D No. 36 CONSOLE 1' 6" x 1' 6"
- E CAST IRON SIGN LETTERS
- F No. 317 VENTILATING FRISK 1'
- G No. 42 BRACKET 1' 6" x 1' 6"
- H No. 141 COLUMN WITH BALUSTY SHAFT
- I No. 273 WINDOW GUARD 1' 6"



SCALE







SIGN LETTERS.

Our Letters and Numerals may be applied to wood, stone, or other material for Sign Boards, Dow and Pew Numbers, &c.



SIZES 2", 3", 4", 5", 6", 8", 10", 12", 16", 20" AND 24"  
Other sizes to order.



Sizes 4" 6" 10" 12" 16" and 20"  
Average Width 2 1/2" 4" 7" 8" 10" " 14"

Sizes 1" 2" 3" 4" and 5"  
Average Width 1" 2" 2 1/2" 2 3/4" " 3"

Other sizes to order.

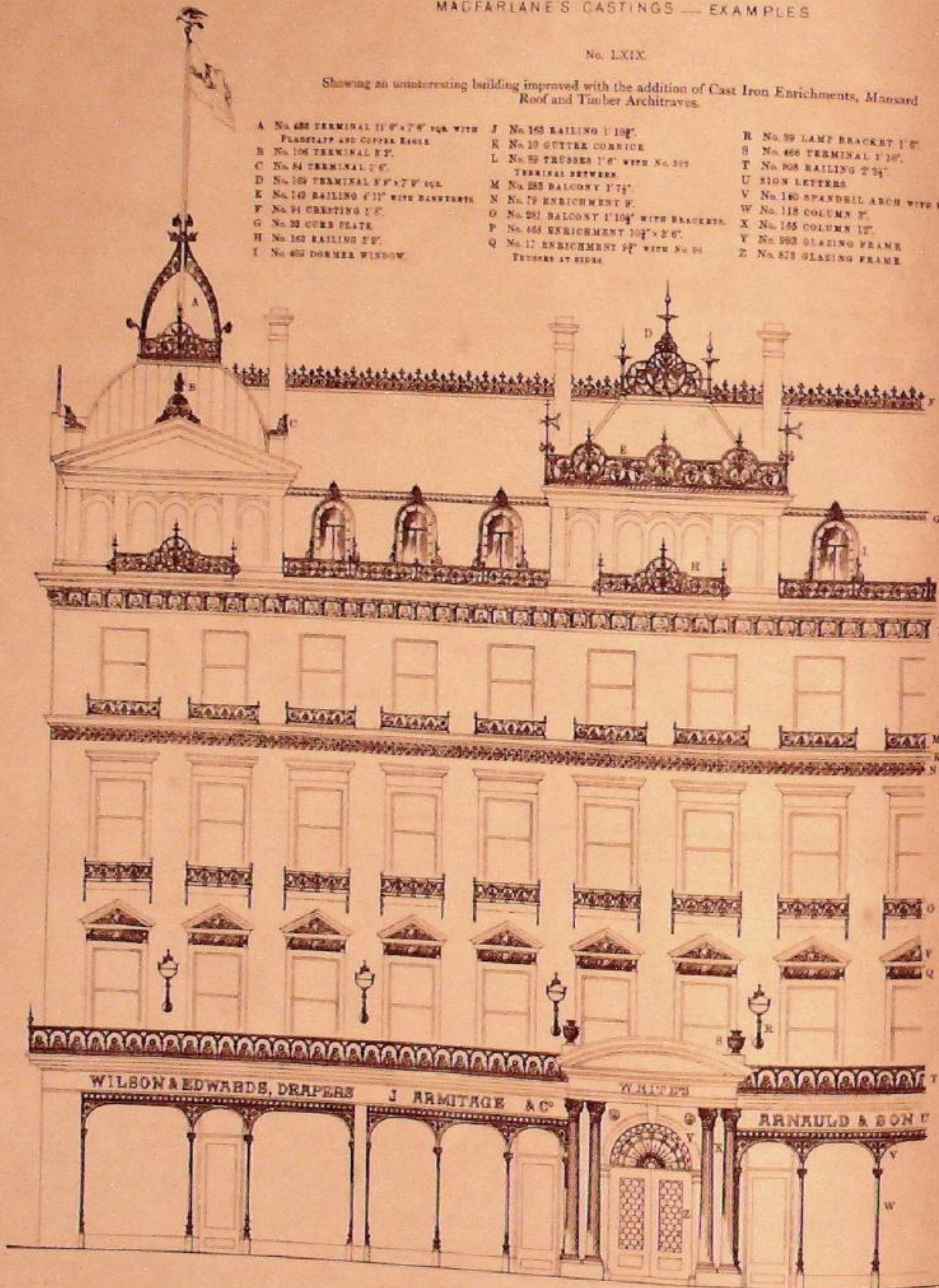


## MACFARLANE'S CASTINGS — EXAMPLES

No. LXIX.

Showing an uninteresting building improved with the addition of Cast Iron Enrichments, Mansard Roof and Timber Architraves.

- |   |  |                                     |
|---|--|-------------------------------------|
| A No. 486 TERMINAL 11' 6" x 7' 6" FOR WITH PLASTER AND COPPER EAGLE | J No. 165 RAILING 1' 10"                               | R No. 59 LAMP BRACKET 1' 0"         |
| B No. 106 TERMINAL 1' 0"  | K No. 19 GUTTER CORNICE                                | S No. 466 TERMINAL 1' 10"           |
| C No. 84 TERMINAL 1' 0"   | L No. 59 TRUSSES 1' 0" WITH No. 502 TERMINAL BETWEEN   | T No. 508 RAILING 2' 3"             |
| D No. 105 TERMINAL 5' 0" x 7' 0" 1/2                                | M No. 225 BALCONY 1' 1/2"                              | U SIGN LETTERS                      |
| E No. 10 RAILING 1' 11" WITH BANISTERS                              | N No. 19 ENRICHMENT 5'                                 | V No. 140 SPANDREL ARCH WITH VALISE |
| F No. 91 ORNAMENT 1' 0"   | O No. 281 BALCONY 1' 10" WITH BRACKETS                 | W No. 118 COLUMN 5'                 |
| G No. 32 CURS PLATE   | P No. 465 ENRICHMENT 10" x 2' 0"                       | X No. 145 COLUMN 11"                |
| H No. 162 RAILING 2' 0"   | Q No. 17 ENRICHMENT 2' 0" WITH No. 94 TRUSSES AT SIDES | Y No. 593 GLAZING FRAME             |
| I No. 485 DORMER WINDOW   |  | Z No. 823 GLAZING FRAME             |

SCALE  
1/4" = 1'

## MACFARLANE'S CASTINGS.

## SECTION VII.

## NOTES AND DIRECTIONS FOR ORDERING.

## WINDOWS.

The glass is cut to the size of the pane and fixed in with putty. In erection the window is usually fixed so that the glass is put in from the outside, in order that pressure of wind will drive the glass against the iron check of the astragal. In some cases this is impracticable, and when this is so, copper pins should be put through the astragal to keep glass in position in addition to the usual putty.

Copper pins or holing for same, putty or glass are not included in price. Fixings of all kinds to walls, wood frames or other members are extra.

In ordering clearly specify the design number, size and quantity required, and give particulars of the material windows fix to, and state nature of fixings preferred.

As 2 No. 14 Windows 5' 0" x 7' 0" with snugs all round for screwing to wood.

## DORMER WINDOWS.

The prices of Dormer Windows include complete window ready for erection on roof, but exclusive of glass. It will be observed that on the side view, a flange is indicated to enable leadwork of roof to be flashed properly to the window. It is essential that this pitch be followed. If to a different pitch, extra cost will be entailed.

In ordering give design number, size and quantity required, and if necessary to make the window to a new pitch, give the pitch.

As 3 No. 39 Dormer Windows 5' 6" x 5' 8" as Catalogue illustration.

## CUPOLAS.

Glass and putty are not included in the list prices of these Cupolas. We include snugs at bottom to screw down to wood or other coaming. Any other fixings or additions to that shown on illustration are extra.

In ordering give design number, size and quantity required. If any special fixings, ventilator, &c., are wanted give description of same.

As 1 No. 47 Cupola 15' 6" x 7' 3" to fix on wood sill, otherwise as Catalogue illustration.

## ARCH AND LEAN-TO ROOFS.

These are exclusive of glass or putty, and are intended to fix to wood or other beam at bottom. This beam is not included.

In ordering give design number, size and length required, stating clearly the nature of the wall or runner to which it is to be fixed.

As No. 48 Arch Roof 8' 0" wide x 20' 0" long to fix to wood runners and between stone walls.

## STRUCTURES.

The prices of the Structures are as detailed in the list, but these are usually made to suit particular positions necessitating either more or less work according to the variation in the size. The prices therefore will only serve as a guide.


In ordering please specify the design number, size and quantity required. If to suit some special position, give a dimensioned sketch or drawing of this position, showing clearly the position and sizes of any openings or projections which might affect the structure.

As 1 No. 212 Verandah to suit details given on accompanying sketch.




MACFARLANE'S CASTINGS — WINDOWS

Nº 14




Top part is hinged for Ventilation


Nº 16



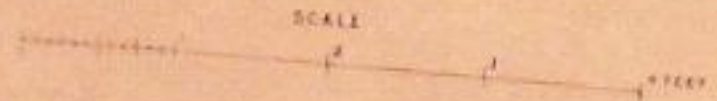
Nº 15



Nº 17

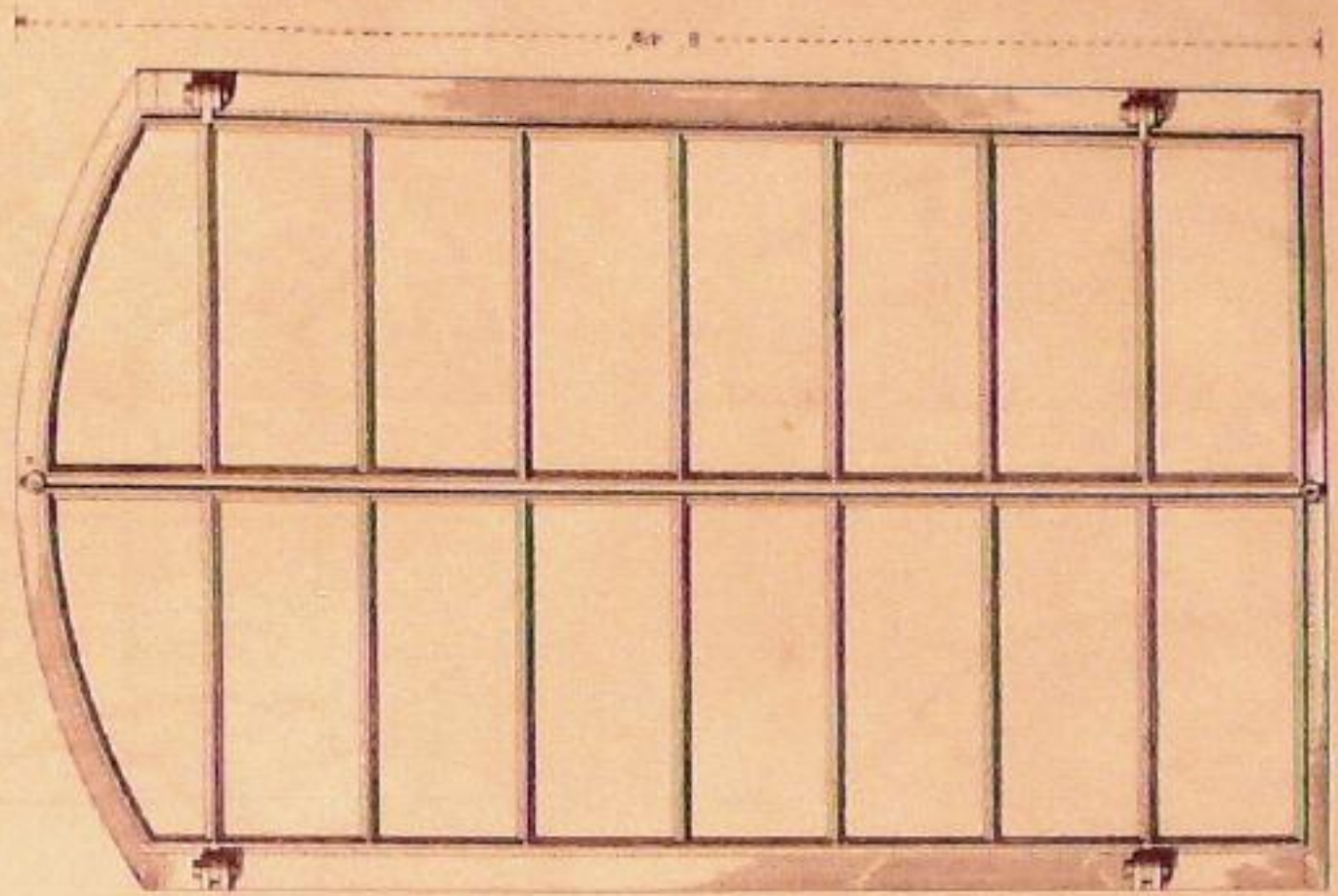


SCALE

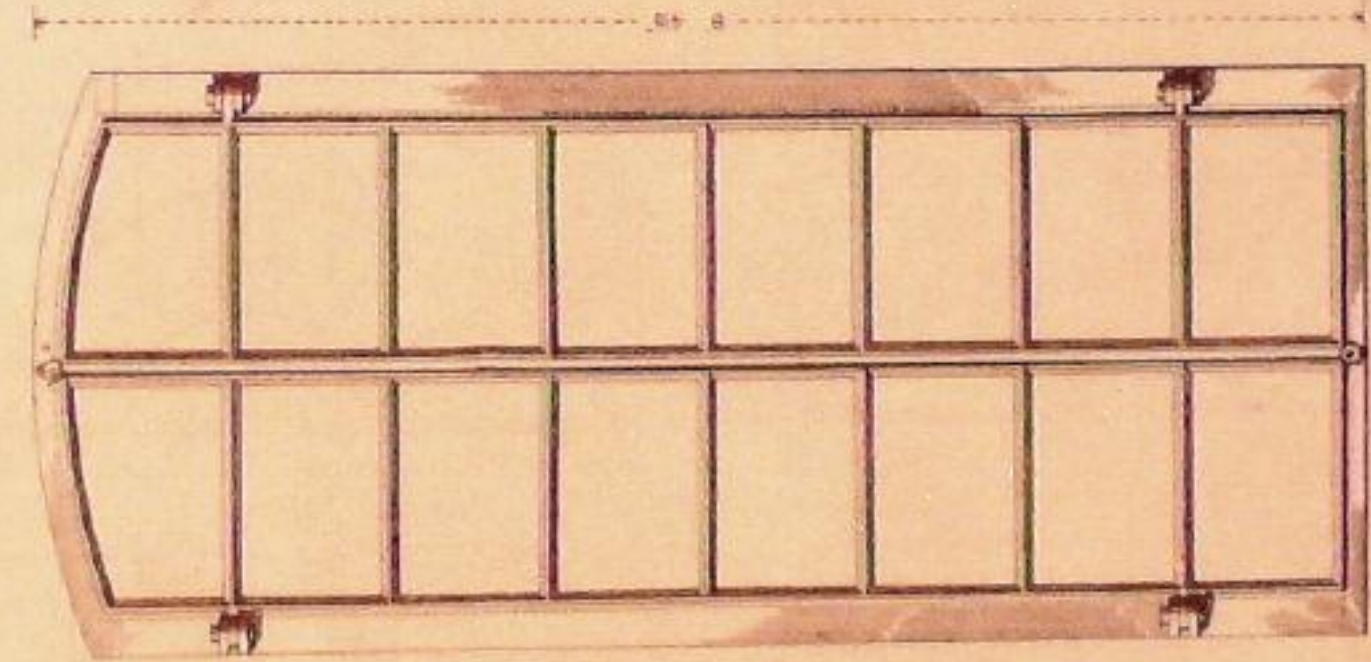


MACFARLANE'S CASTINGS — WINDOWS

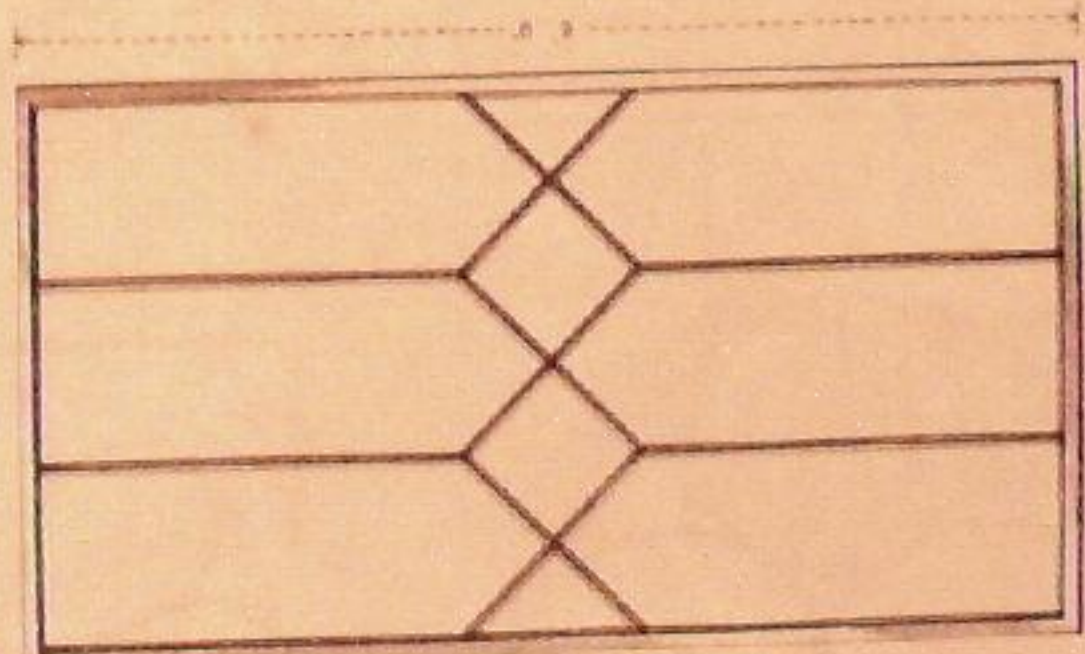
Nº 23  
Casement Window.



Nº 23  
Casement Window.



Nº 22



SCALE



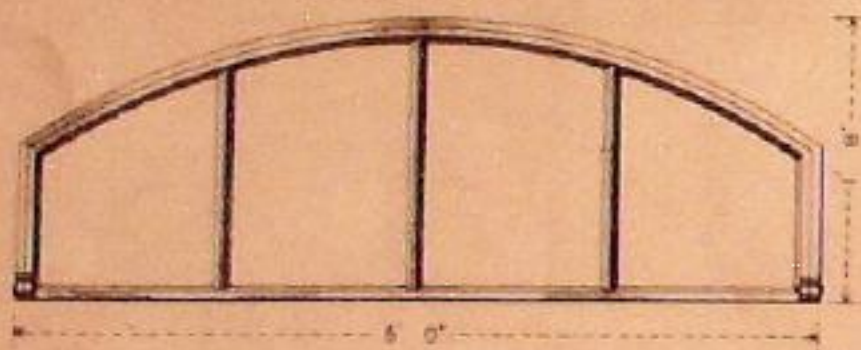
PLAN

PLAN

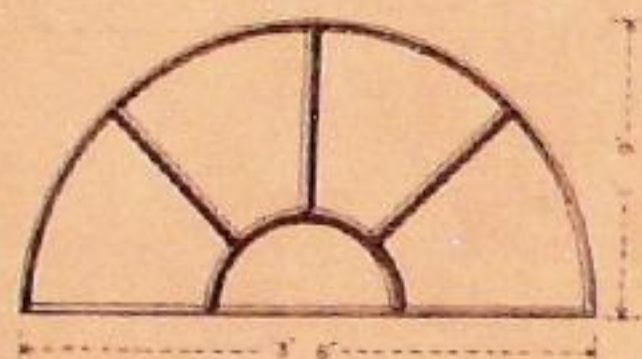


MACFARLANE'S CASTINGS — SEMICIRCULAR WINDOWS AND FANLIGHTS

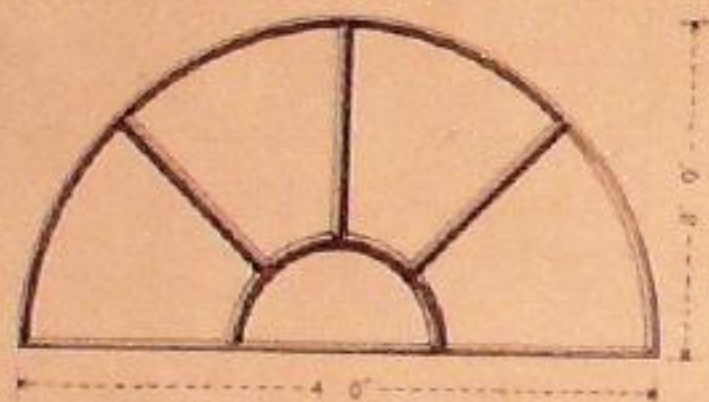
Nº 14  
Hinged for Ventilation.



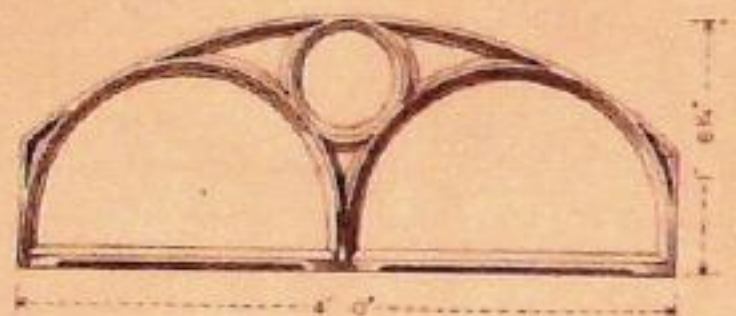
Nº 15




Nº 16




Nº 18



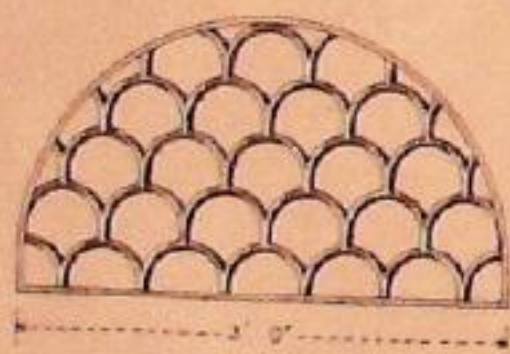
Nº 19



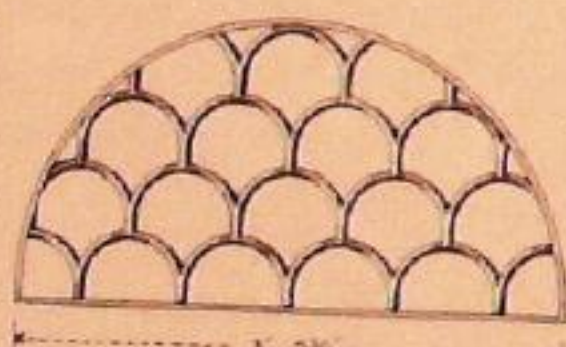
Nº 20



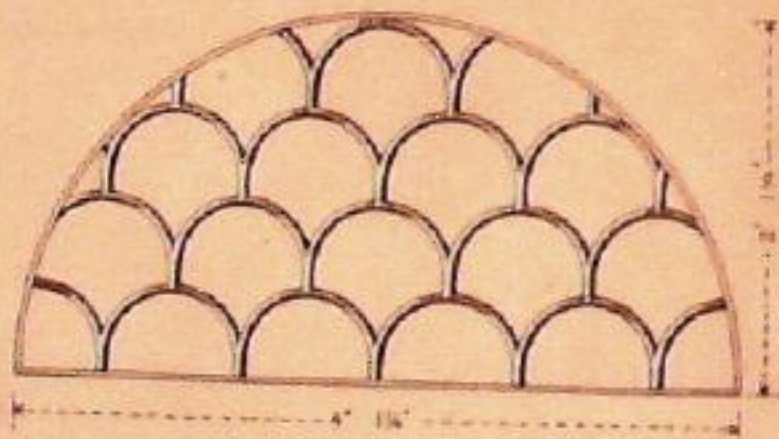
Nº 24



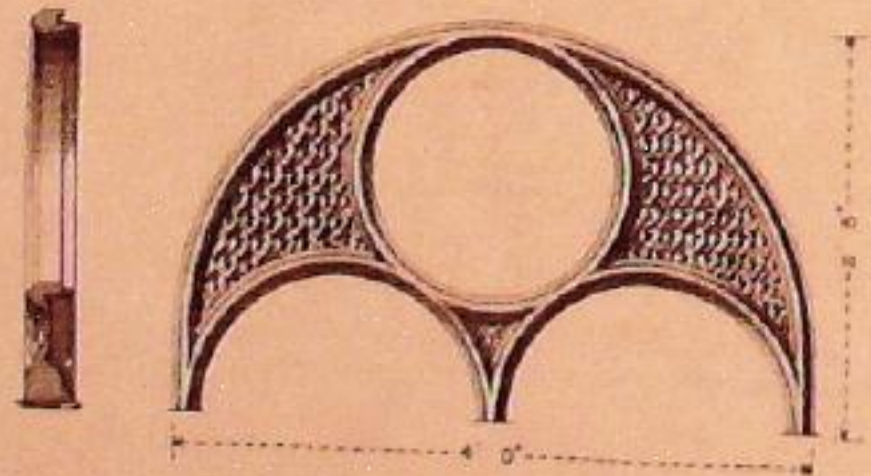
Nº 26




Nº 28



Nº 31



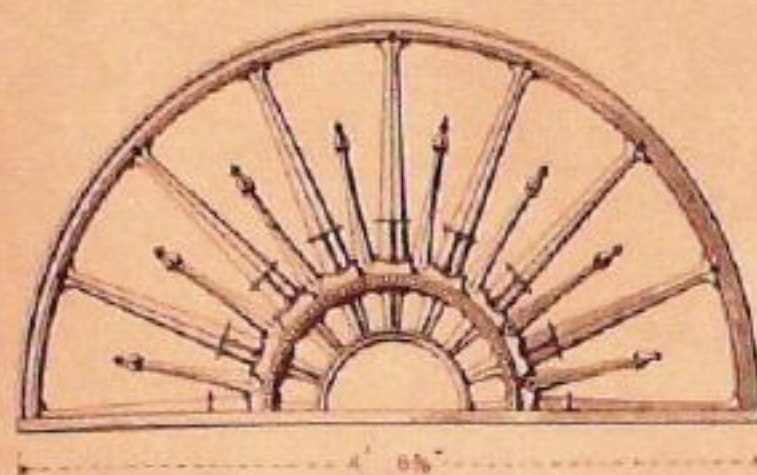
Nº 32



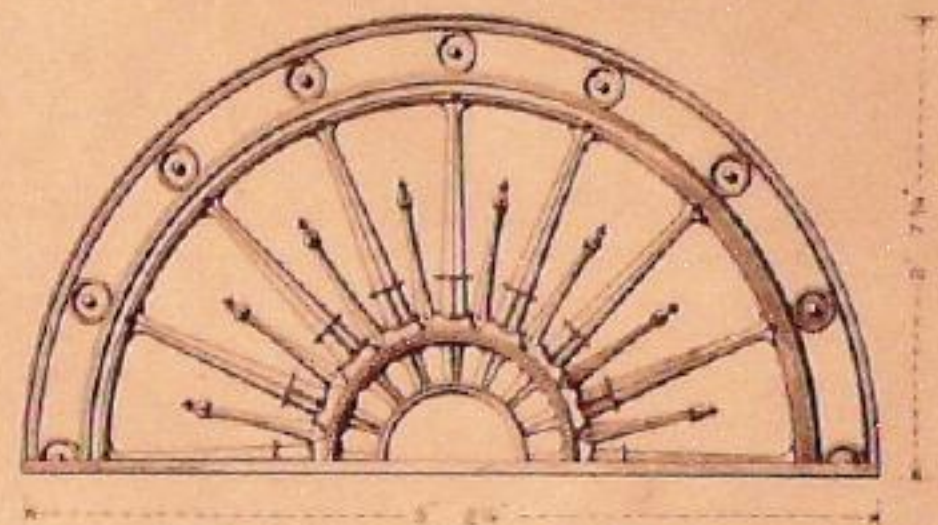
SCALE  
2 FEET

MACFARLANE'S CASTINGS — SEMICIRCULAR WINDOWS


Nº 33




Nº 33



Nº 33



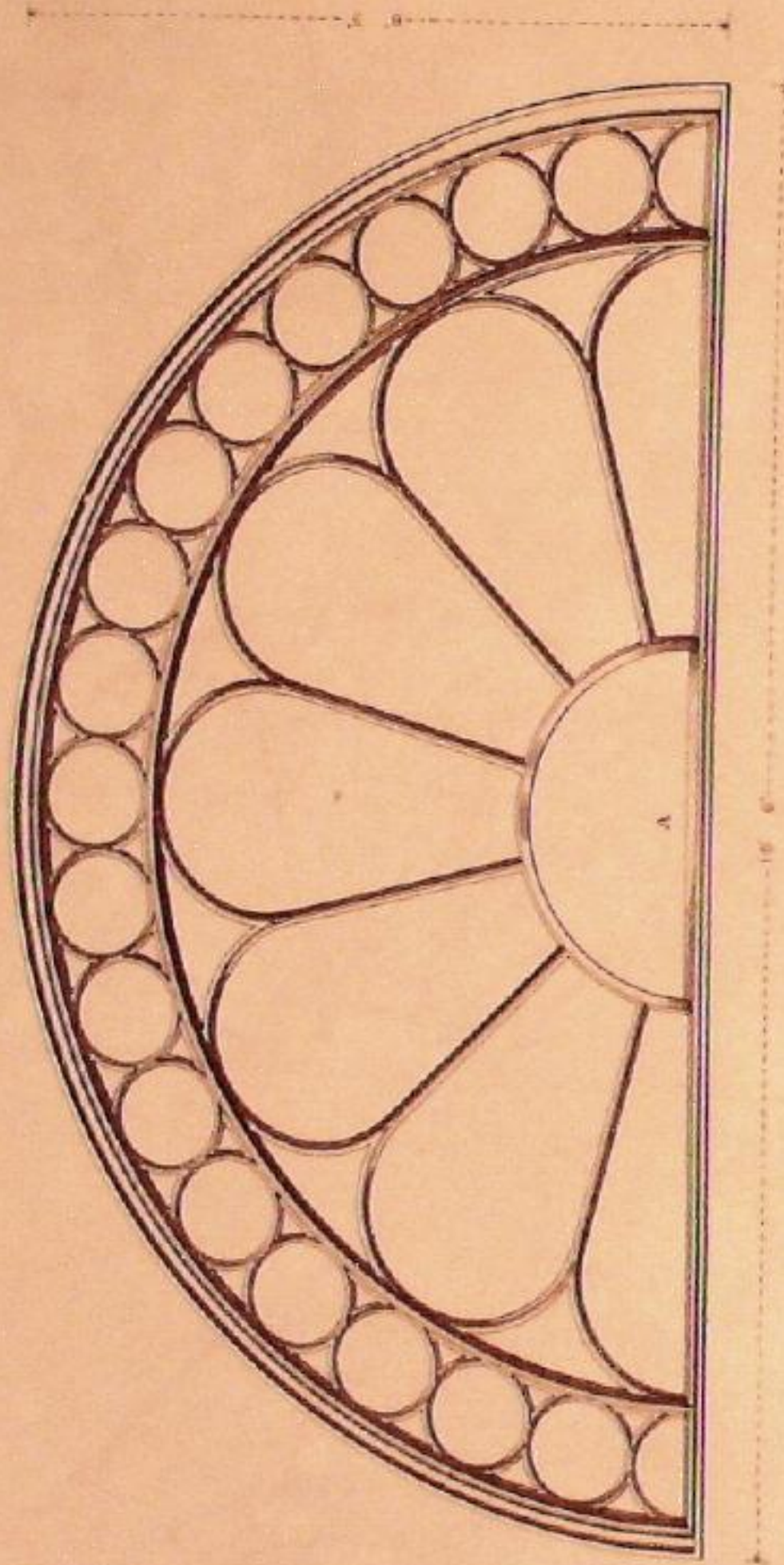
Nº 33



SCALE  
4 FEET




Nº 35




A Semicircular hinged frame for Ventilation.




Nº 37





Nº 37



SCALE



Nº 38



A Circular hinged frame for Ventilation.

SCALE







MACFARLANE'S CASTINGS — DORMER WINDOWS

With hinged frame for Ventilation—see side view below.



Nº 39



Nº 39




Nº 39



MACFARLANE'S CASTINGS — CUPOLA AND ROOF LIGHTS

All prepared for FLAT GLASS.


Nº 43



Nº 44



ELEVATION

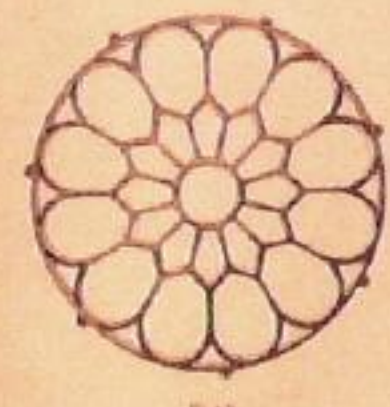


PLAN

Nº 45



ELEVATION




PLAN

Nº 45



ELEVATION




PLAN

Nº 45



ELEVATION

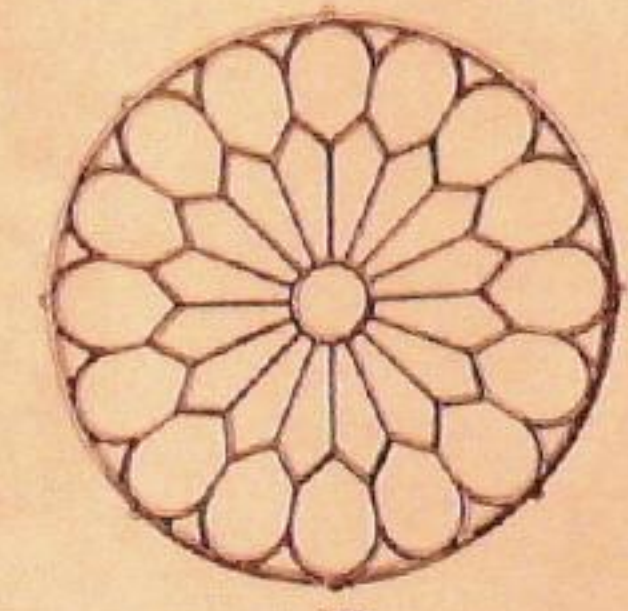


PLAN

Nº 45



ELEVATION




PLAN


Nº 45



ELEVATION



PLAN







MAGFARLANE'S CASTINGS — CUPOLA LIGHTS

All prepared for FLAT GLASS.

Nº 47



ELEVATION



PLAN LOOKING UP

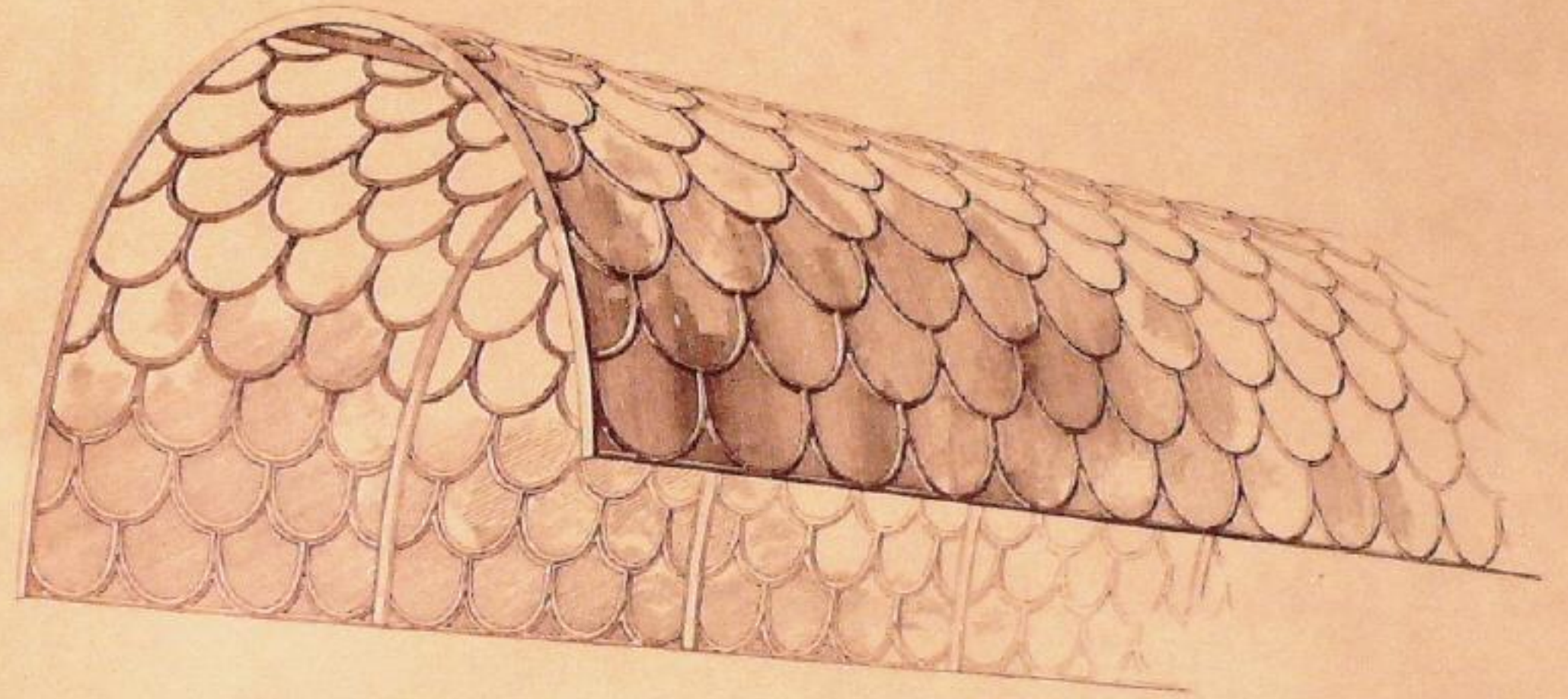
SCALE



MAGFARLANE'S CASTINGS — ARCH AND LEAN-TO ROOFS

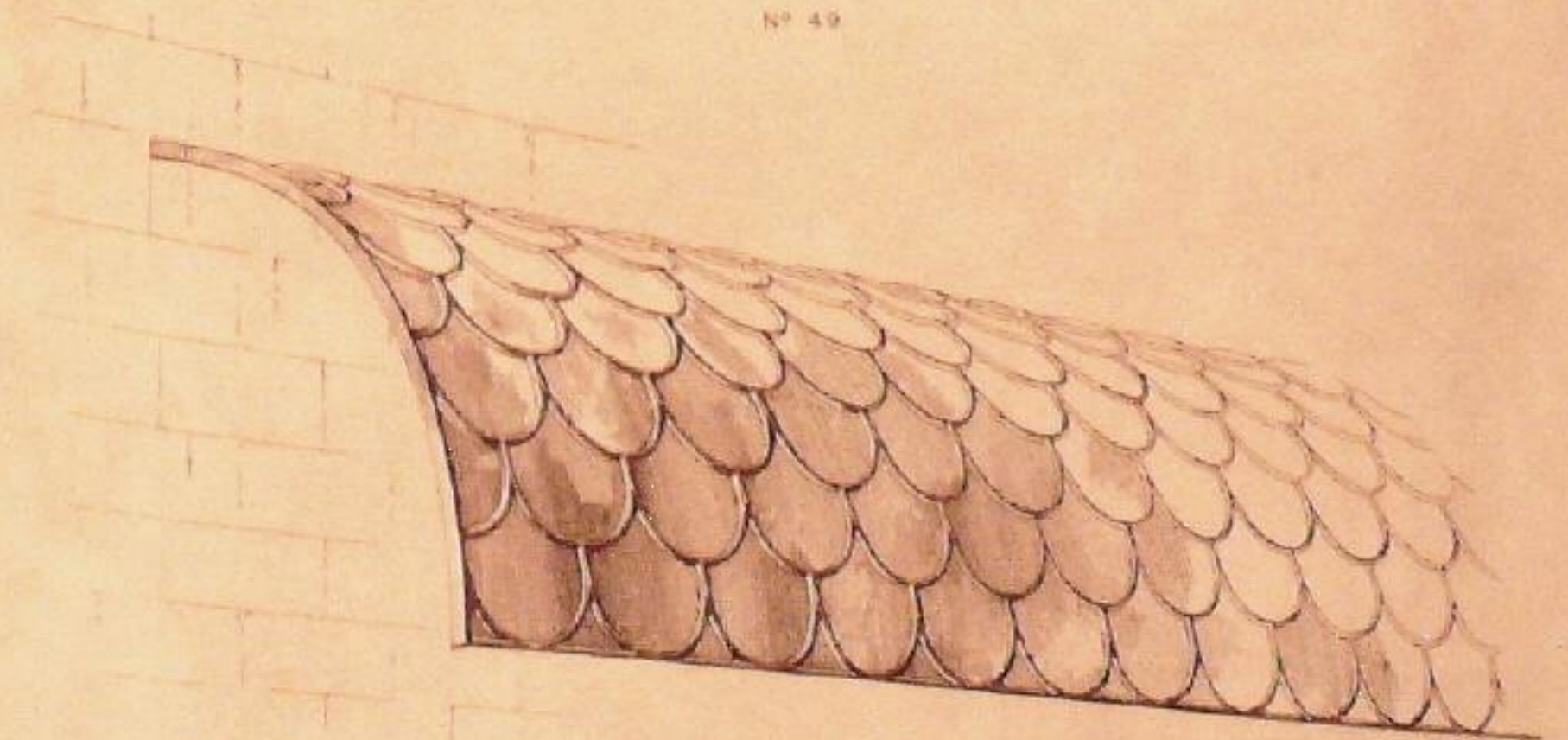
All prepared for FLAT GLASS.

Nº 48



8' 0" and 12' 0" spans.

Nº 49



4' 0" and 6' 0" projection.

SCALE





MACFARLANE'S CASTINGS — DOOR HOOD WITH BALCONY

Nº 202



A No. 702 RAILING STANDARD.  
B No. 125 RAILING 1' 6" WITH HANDRAIL.  
C No. 10 GUTTER 6" x 4 1/2".

D No. 2 GIRDER 7 1/2".  
E No. 25 BRACKET 5' 6" x 6".  
F No. 14 LAMP 5 1/2".

MACFARLANE'S CASTINGS — PORCHES &c

Nº 203

Nº 204



A No. 7 ANTEFIX 7".  
B No. 26 CRESTING 5".  
C No. 25 GUTTER 6" x 4".

D No. 7 GIRDER 5 1/2".  
E No. 102 COLUMN 2 1/2" x 7".  
F No. 42 RAILING 5".




A No. 21 TERMINAL 1 1/2".  
B No. 264 CRESTING 5".  
C No. 20 GUTTER 6" x 4".  
D No. 120 FRISK RAIL 7 1/2".

E No. 212 SPANDREL ARCH 7' 10" x 7".  
F No. 25 BRACKET 1' 9 1/2" x 7".  
G No. 125 COLUMN 7" x 7".  
H No. 200 BALUSTE 7' 10" WITH HANDRAIL.

MACFARLANE'S CASTINGS — VERANDAHs, PORTICOS, COVERED WAYS, &c

Nº 211




A No. 90 TERMINAL 2 1/2".  
B No. 439 CRESTING 5".  
C No. 10 GUTTER 6" x 4 1/2".

D No. 7 GIRDER 5 1/2".  
E No. 25 BRACKET 2' 6" x 7".  
F No. 1 SPANDREL SHAFT.

G No. 121 COLUMN 4" x 7".  
H No. 2 DADO PLATE 3" WITH HANDRAIL.  
I No. 221 TRIANGULAR PANEL 7' 10" x 1' 9 1/2".

Nº 212



A No. 1000 BALCONY RAILING 1' 9".  
B No. 231 TERMINAL 1 1/2".

C No. 121 GUTTER 6" x 4 1/2".  
D No. 125 SPANDREL ARCH.

E No. 1 FILASTER.  
F No. 2 DADO PLATE WITH HANDRAIL.



No 221


- A No 105 TERMINAL 8' 6"
- B No 54 TERMINAL 10'
- C No 101 GUTTER 8' 6"
- D No 146 BRACKET 2' 10" x 7' 6"
- E No 150 STANCHION ARCH
- F No 147 COLUMN 5' x 10"
- G No 2 DADO PLATE 3' 6" WITH HANDRAIL



20' 0" and 24' 0" diameter.

No 222

- A No 50 TERMINAL WITH SCROLLS AT BASE
- B No 59 CRESTING 1' 5 1/2"
- C No 201 TERMINAL 2' 1 1/2"
- D No 204 CRESTING 9 1/2"
- E No 45 GUTTER 5' x 4 1/2"
- F No 2 GIRDER 8'
- G No 53 BRACKET 2' 6" x 2' 4"
- H No 131 COLUMN 4' x 10"
- I No 2 DADO PLATES 3' 6"
- J No 5 HANDRAIL 5' x 1 1/2"




20' 0" and 24' 0" diameter.



No. 224

- A No. 26 TERMINAL 1/2"  
 B No. 14 TERMINAL 3/4"  
 C No. 10 OUTER 6" x 4"  
 D No. 2 OTHER 6"  
 E No. 12 COLUMN BRACKETS 1/4" x 1/4"  
 F No. 104 COLUMN 4" WITH SPACING IRON  
 G No. 1105 RAILING 2 1/2" WITH FOOTRAIL



20' 0" and 24' 0" diameter.

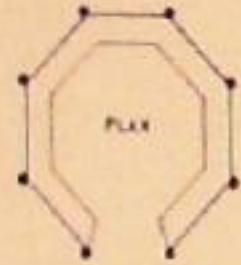
No. 294A




This magnificent Bandstand measures 30' 0" diameter between the octagonal sides, 17' 3" clear to the ceiling, and 38' 1 1/4" high over crown, exclusive of the platform. It consists of eight columns with modelled lion and cherub heads, and ornamental railing and frieze between them. An ornamental cast-iron fascia at eaves with modelled shields and festoons, flambeaux and flower vases. The roof covering is sheet iron, the dome being burnished copper, the whole being surmounted by a finely proportioned imperial crown. The ceiling is of varnished pitch-pine, and is designed to give best acoustical results. Glazed screens, which can be moved right round the stand, protect the musicians during windy weather.



NO 226



- A No 50 TERMINAL
- B No 26 TURRET CAP
- C No 20 TERMINAL 2 1/2"
- D No 34 CRESTING 1 1/2"
- E No 50 GUTTER 8" x 1"
- F No 33 FRIEZE RAIL 7 1/2"
- G No 55 BRACKET 1 1/2" x 2 1/2"
- H No 106 COLUMN 7" x 6 1/2"
- I No 272 TERMINAL 5" x 2 1/2"
- J No 2 SCREEN PLATE
- K No 2 DADO PLATE 2 1/2"
- L No 12 BENCH STANDARD




20' 0" high x 10' 0" wide.

MACFARLANE'S CASTINGS — CONSERVATORY, WINTER GARDEN, FLORAL HALL &c

NO 238 INTERIOR.

For view of exterior and plan see preceding page. The curved roof A is prepared for flat glass.




- G No 84 ROOF SPANBRIL
- H No 126 COLUMN 6"
- I No 122 COLUMN 8"

- D No 25 FRIEZE RAIL 1 1/2"
- E No 75 ROOF SPANBRIL
- F No 22 COLUMN BRACKET

- A No 15 CURVED ROOF
- B No 1 DIAPHR.
- C No 10 GUTTER 8" x 1"



Nº 233



- K No 3 BONES PLATE
- L No 1 BADO PLATE
- M No 200 CONSERVATORY
- N No 13 BRACKET 7'6" x 4'
- O No 100 COLUMN 8'

- F OUTER CORNICE
- G No 20 PRIMER RAIL 1'11"
- H No 25 SPANDREL ARCH 7'6" x 7'6"
- I No 25 SPANDREL ARCH 7'6" x 7'6"
- J No 113 COLUMN 8' x 6'6"


- A No 231 TERMINAL 7'11"
- B No 234 CRESTING 9'
- C No 409 CRESTING 12'
- D No 24 SEMICIRCULAR WINDOW 12'6" x 7'6"
- E No 24 ARTSIRIK 10'

FF are opening windows which slide right and left to QQ. The roof is prepared for flat glass.

MACFARLANE'S CASTINGS — CONSERVATORIES

Can be adapted to any size or plan as order.


Nº 234



- A No 231 TERMINAL 7'11"
- B No 234 CRESTING 9'
- C No 409 CRESTING 12'
- D No 24 TERMINAL 7'
- E EAVES GUTTER
- F No 20 PRIMER RAIL 1'11"

Nº 235

The curved roof is prepared for flat glass.




- A No 231 TERMINAL 7'11"
- B No 234 CRESTING 9'
- C No 409 CRESTING 12'
- D No 24 TERMINAL 7'
- E EAVES GUTTER
- F No 20 PRIMER RAIL 1'11"
- G No 24 SEMICIRCULAR WINDOW 12'6" x 7'6"
- H No 45 ARCH ROOF 12'6" x 7'6"






This is one of the finest examples of ornamental interior ironwork in the world, and when it is considered that the whole was made, fitted and erected in our own workshops, the parts lettered and numbered for re-erection, taken apart, packed and sent to India, re-erected there to our key and marked erection plans without a hitch, some idea is obtained of the possibilities of cast iron applied to work of this kind, and the accuracy with which it is executed. In this case also the beautiful roof glass was designed and made under our own supervision, carefully shaped and fitted into the frames, lettered and numbered similarly to the ironwork for easy identification and placing into position, before being despatched. We have carried out numerous contracts for similar high-class structures for India.



MACFARLANE'S CASTINGS — EXAMPLES.  
No. CCXLIV—APPLICATION OF ARCHITECTURAL IRONWORK TO INTERIOR OF BANK.


This is a very fine example of interior ironwork, and shows the dignified effect obtainable by our ornamental ironwork when applied to the interiors of public buildings. Similar treatment has been adopted for railway stations, libraries, museums, offices and other buildings.






This example is merely one out of innumerable verandahs made and erected by us throughout the world. The special applications of this style of verandah, however, are numerous, and it is desirable always to send us a rough sketch of the position the verandah is to occupy, with a note of any special requirements in its treatment or construction.

MACFARLANE'S CASTINGS — EXAMPLE No. CCXXX—DECORATIVE AND CONSTRUCTIONAL IRONWORK FOR MANSION.



All the ironwork for this mansion, including the surrounding railing and entrance gates, stair balustrade, marquis over entrance, verandahs, balconies, towers, dormer windows, curb and hip plates, cresting and terminals for mansard roof, was designed and executed by us.





Doorways, shop windows, bays between the stone columns, and electric lamp pillars supplied and erected by us.



PRICE LIST.

# Macfarlane's Castings.

ABRIDGED CATALOGUE.

*Contractors by Special Appointment to  
His Majesty's War Department. ::*



GOODS OIL PAINTED. PACKING EXTRA.

---

WALTER MACFARLANE & CO.,  
ARCHITECTURAL, SANITARY, and GENERAL IRONFOUNDERS,  
SARACEN FOUNDRY,  
POSSILPARK, GLASGOW.



CONTENTS OF PRICE LIST.

ABRIDGED CATALOGUE.

	Page
Title Page,.....	1
SECTION I.—FOUNTAINS, &c.	
Fountains,.....	5
Park and Garden Seats,.....	5, 6
Flower Vases and Stands,.....	6
Terminals,.....	6, 7
Clock-Towers and Belfries,.....	7
SECTION II.—RAILINGS, GATES, &c.	
Railings,.....	8, 9
Wrot. Iron Railings,.....	10
Gates,.....	10, 11
Railing and Gate Standards,.....	11-13
SECTION III.—PANELS, STAIRS, BALCONIES, &c.	
Panels,.....	13, 14
Floor Gratings,.....	14, 15
Balusters and Stair Railings,.....	15, 16
Handrail Brackets, Baluster Sockets, and Step Plates,.....	16, 17
Straight and Spiral Stairs,.....	17
Balconies,.....	18, 19
SECTION IV.—DESKS, LAVATORY RANGES, BATHS, &c.	
School Desks and Benches,.....	19
W. H. Basin Ranges,.....	20
W. H. Tip-Up and Lift-Out Basin Ranges,.....	20
Running-Water Trough Ranges,.....	20
W. Foot Basins,.....	20
Water Closets,.....	21
Baths,.....	21, 22
Stable Fittings,.....	22-24
Water Troughs,.....	24, 25
Urinals,.....	25
Trough Water Closets,.....	26
Patent Footrest Dry-Pan Closets,.....	26



SECTION V.—LAMPS, ELECTRIC PILLARS, &c.

Lamp Pillars, for Gas, Oil, or Incandescent Lighting,.....	Page 26-28
Lamp Brackets, for Gas, Oil, or Incandescent Lighting,.....	28, 29
Lamp Arches and Pendants, for Gas, Oil, or Incandescent Lighting,.....	29, 30
Lanterns,.....	30, 31
Electric Light Pillars for Arc Lighting and Tail Pieces,.....	31, 32

SECTION VI.—BRACKETS, COLUMNS, VERANDAHS, &c.

Brackets,.....	33, 34
Spandril Brackets,.....	34
Spandril Arches,.....	35
Column Brackets,.....	35
Roof Spandriils and Girders,.....	36
Columns and Mullions,.....	36-45
Column and Pilaster Capitals,.....	46
Enrichments, Devices, &c.,.....	46, 47
Sign Letters and Numerals,.....	47

SECTION VII.—WINDOWS, STRUCTURES, &c.

Windows, Semi-Circular, Circular and Dormer,.....	48
Cupola Lights,.....	49
Arch and Lean-to Roofs,.....	49
Verandahs,.....	49, 50
Door Hoods, Porches, Bandstands, Kiosks, &c.,.....	50

SECTION I.—FOUNTAINS, &c.  
FOR STREETS, SQUARES, ROADS, PARKS, GARDENS,  
SCHOOLS, &c.

MACFARLANE'S FOUNTAINS.

The Drinking Fountains shown have the spring bib valves included in their prices ready to connect to the branch from the water main.

The Spray Fountains shown are suited for Gardens, Streets, Squares, &c., and their prices include all jets and piping to the ground level. In the case of those illustrated with ground basin casings the piping is supplied to the outside of the casing.

When ordering, clearly specify the design number, size, quantity required, and if spray fountain, state whether light, medium, or heavy jets (referring to the quantity of water thrown by them) are wanted, giving at the same time if possible the head or pressure of water to be used.

As 1 No. 8 Fountain 9' 6" high, with two cups and chains;

or 4 No. 122 Spray Fountains 10' 3 1/2" high, with Ground Basin Casing, 14' 2" x 10' 8", heavy jets, 70 feet head, or 30.3 lbs. per foot.

No.	Size.	Each.	Oct. Page.	No.	Size.	Each.	Oct. Page.
		£ s. d.	Cts. Qrs. Lbs.			£ s. d.	Cts. Qrs. Lbs.
4	4' 9"	2 10 3	6 3 24	5	48	6' 0" with Grating	11 18 6
6	4' 6"	4 5 0	1 2 6	"			5 1 26
7	5' 8"	7 15 3	2 0 12	"	117	3' 6"	4 17 0
8	9' 6"	27 13 9	9 0 19	"	119	4' 11"	6 13 3
11	4' 9"	5 1 0	1 0 0	6	"	7' 3"	15 7 0
12	5' 3"	5 12 0	1 2 22	"	120	5' 3"	6 15 6
13	5' 0"	7 1 3	1 3 27	"	121	17' 6"	265 5 9
15	2' 9" x 1' 9 1/2"	2 4 3	0 2 17 1/2	5	122	10' 3 1/2"	78 11 3
16	3' 3" x 2' 7"	3 18 6	1 1 19	"	130	37' 4"	1700 0 0
37	6' 0"	25 5 0	8 3 10	7	Drinking Cups and Chains extra.		
48	6' 0" without Grating	9 15 6	3 3 18	5	Dog Trough for Nos. 4, 6, 7, 8 to order.		

MACFARLANE'S PARK AND GARDEN SEATS.

These Seats are priced in the list including woodwork, and also as bench standards without this woodwork.

When ordering, clearly specify the design number, size, quantity required, and if complete benches are wanted, give the length of same.

As 3 No. 40 Garden Benches 16" x 31" high over wood, 9' 0" long including woodwork.

No.	Description.	Each.	Lbs.	Oct. Page.	No.	Description.	Each.	Lbs.	Oct. Page.
11	Standard 18" x 33"	6/10	38 1/2	12	104	Standard 17" x 33"	5 9	32 1/2	13
12	do. 18" x 33"	4/11	30	"	105	do. 17" x 33"	6 3	32 1/2	"
39	do. 16" x 31"	6/	30	"	117	do. 18 1/2" x 34 1/2"	7 2	50	12
40	do. 16" x 31"	8/2	44	"	118	do. 18 1/2" x 34 1/2"	6 2	44	"
42	do. 18" x 33"	7/2	40	"	11	Bench 6' 0"	29 6	137 1/2	"
43	do. 18" x 33"	5/3	30	"	"	do. 9' 0"	37 9	197 1/2	"
98	do. 16" x 31"	8/7	50	13	40	do. 6' 0"	95 9	173	"
99	do. 18" x 33"	7/	40	"	"	do. 9' 0"	112 6	237	"
100	do. 17" x 33"	7/2	41 1/2	"	42	do. 6' 0"	51 3	165 1/2	"
103	do. 17" x 33"	6/6	33	"	"	do. 9' 0"	58 6	185 1/2	"



## MACFARLANE'S PARK AND GARDEN SEATS.—Continued.

No.	Description.	Each.	Lbs.	Cat. Page.	No.	Description.	Each.	Lbs.	Cat. Page.
98	Bench 6' 0"	38/	175	13	103	Bench 9' 0"	45/	140	13
"	Do. 9' 0"	52/3	248	"	104	Do. 6' 0"	32/6	95	"
99	Do. 6' 0"	46/	177	"	"	Do. 9' 0"	44/	135	"
"	Do. 9' 0"	58/9	260	"	105	Do. 6' 0"	36/9	105	"
100	Do. 6' 0"	35/9	121	"	"	Do. 9' 0"	48/	153	"
"	Do. 9' 0"	43/6	163	"	118	Do. 6' 0"	28/6	158	12
103	Do. 6' 0"	34/6	103	13	"	Do. 9' 0"	39/	234	"

## MACFARLANE'S FLOWER VASES.

Our Flower Vases are arranged to take the usual earthenware flower pots containing the plants, but their prices do not include these pots.

When ordering, clearly specify the design number, size, and quantity required.

As 12 No. 479 Flower Vases 2' 7" high.

No.	Size.	Each.	£ s. d.	Lbs.	Cat. Page.	No.	Size.	Each.	£ s. d.	Lbs.	Cat. Page.
476	1' 1"	2 14 3	138	13	13	479	2' 7"	2 10 6	177	13	13
491	2' 1"	5 8 3	264	13							

## MACFARLANE'S FLOWER STANDS.

These Flower Stands include the ornamental standards and shelves, but do not include the flower pots.

When ordering, clearly specify the design number, size, and quantity required, and in the case of either No. 93 or 97, state the length desired. If wanted to follow the interior lines of a conservatory or other structure, a dimensioned sketch plan of the interior should accompany the order.

As 1 No. 93 Flower Stand 3' 1½" high × 6' 0" long.

No.	Size.	Each.	£ s. d.	Lbs.	Cat. Page.	No.	Size.	Each.	£ s. d.	Lbs.	Cat. Page.
92	4' 0"	6 14 0	226	13	13	97	3' 10½" × 3' 0"	6 12 0	219	13	13
93	3' 1½" × 3' 0"	4 0 0	204	"	"	"	3' 10½" × 6' 0"	10 9 0	375	"	"
"	3' 1½" × 6' 0"	6 19 9	373	"	"	"	"	"	"	"	"

## MACFARLANE'S TERMINALS.

The designs of Terminals illustrated are suitable for finishing the salient points of roofs, &c. Their prices do not include fixings, such as snags, screws, bolts, nuts, &c., these being added when necessary to order.

When ordering, clearly specify the design number, size, and quantity required; and if bolt, screw, or other provision for fixing is wanted, clearly describe same, giving length. Should it be preferred to leave the design of such fixing to us, give the detail of the position and material on which the terminal is to be erected.

As 4 No. 207 Terminals 6' 5" high, with ½" bolt 6' 0" long with 6" square washer and nut.

(Continued.)

## MACFARLANE'S TERMINALS.—Continued.

No.	Size.	Each.	£ s. d.	Lbs.	Cat. Page.	No.	Size.	Each.	£ s. d.	Lbs.	Cat. Page.
21	1' 11"	4/4	0 0 8	..	56	3' 7"	17/3	0 3 14	14	14	
"	2' 10"	6/8	0 0 16	..	"	3' 8"	28/3	1 0 7	..	..	
"	3' 6"	12/	0 0 26	14	64	6' 0"	32/6	1 0 2	15	15	
"	4' 9"	15/6	0 1 11	..	67	3' 6" arms 2 ways	10/10	0 0 26	14	14	
24	3' 6"	7/4	0 0 12	14	"	3' 6" arms 4 ways	15/	0 1 5½	"	"	
"	5' 0"	16/2	0 1 4	..	"	4' 5" arms 2 ways	13/3	0 1 3½	..	..	
"	7' 0"	25/3	0 2 5½	..	"	4' 5" arms 4 ways	18/9	0 1 8½	..	..	
25	3' 6" arms 2 ways	15/9	0 0 15½	14	68	6' 2"	36/9	0 3 18	15	15	
"	3' 6" arms 4 ways	19/8	0 0 21	"	80	3' 6"	10/4	0 0 22	14	14	
"	5' 0" arms 2 ways	24/9	0 1 6	..	96	16' 8" × 7' 0" × 7' 0"	849/3	27 3 0	16	16	
"	5' 0" arms 4 ways	31/9	0 1 17	..	98	20' 0" × 8' 9" × 8' 9"	737/	26 3 20	"	"	
"	7' 0" arms 2 ways	36/3	0 3 2	..	107	3' 6" arms 2 ways	10/8	0 1 21	14	14	
"	7' 0" arms 4 ways	48/	0 3 24	..	"	3' 6" arms 4 ways	15/3	0 2 11½	"	"	
"	9' 0" arms 2 ways	37/9	0 3 14	..	138	3' 6"	10/	0 1 8	"	"	
"	9' 0" arms 4 ways	51/	1 0 17	..	207	6' 5"	38/6	1 0 3	15	15	
31	3' 6"	21/6	0 1 2	14	"	9' 9"	61/	1 2 11	..	..	
34	4' 0"	18/4	0 1 14	..	"	12' 0"	78/9	2 2 8½	..	..	
"	6' 0"	21/3	0 2 4	15	217	6' 0" arms 2 ways	40/	1 2 5	15	15	
"	9' 0"	58/6	2 0 2	..	"	6' 0" arms 4 ways	56/3	2 0 8½	"	"	
52	2' 9"	8/	0 0 13	..	226	20' 0" × 8' 9"	1112/	30 1 17	16	16	
"	3' 6"	9/8	0 0 19	14	238	3' 0" × 5' 11"	70/	3 1 20	14	14	
"	4' 3"	10/9	0 0 18	..	245	3' 6"	7/6	0 0 20	"	"	
53	2' 0"	5/2	0 0 11	..	425	3' 6"	25/6	1 1 23½	"	"	
"	2' 3"	7/6	0 0 17	..	"	6' 0"	44/	1 1 20	..	..	
"	3' 6"	11/	0 1 13	14	428	3' 5"	144/3	4 1 22	14	14	
"	6' 3"	38/3	0 3 7	15	448	3' 6" arms 2 ways	8/8	0 0 26	"	"	
"	6' 6"	41/	0 3 27	"	"	3' 6" arms 4 ways	12/8	0 1 7½	"	"	

## MACFARLANE'S CLOCK TOWERS AND BELLRIES.

Prices of these do not include Clock, Dials or Bell with gearing.

When ordering, it is desirable to send sketch, showing the dimensions of that part of the building on which the Clock Tower is to be erected, unless it is intended to build up to suit our ironwork of the Tower, in which case we send a plan showing finished dimensions of such a structure to suit our work.

When ordering, give the design number, size, and quantity required.

As 1 No. 401 Clock Tower 15' 7" high. A timber and lead erection will be built to suit Tower.

No.	Size.	Each.	£ s. d.	£ s. d.	Lbs.	Cat. Page.	No.	Size.	Each.	£ s. d.	£ s. d.	Lbs.	Cat. Page.
401	15' 7"	40 14 3	24	0 14	17	17	432	43' 0"	650	0 0	335	0 0	17



SECTION II.—RAILING, GATES, &c.

FOR EVERY KIND OF FENCING, PANELLING AND BUILDING DECORATION.

MACFARLANE'S RAILING.

The prices given are per yard in pattern lengths unfitted, exactly as shown in the Catalogue. Where batts are shown on the illustration, these are ragged so that the railing may be fixed on either stone or concrete. In the following cases extra prices must be allowed for:—

1. Fitting the lengths of railing together into stretches.
2. Any modification or alteration to existing patterns in design, height or length.
3. Raked railings to suit slope on a wall not actually level where the usual level pattern is unsuitable.
4. Circled railings to suit curved walls.
5. Ramped ends of stretches.
6. Battis where these are not indicated in the illustration.
7. Fixings, including snugs for screwing down, end fixings, fixings for wood hand-rail or other runner along top, or any special fixings to suit particular purposes.
8. Backstays or Standards either end or intermediate, unless where these are stated as included in the price of the railing.

When ordering state clearly:—

1. Design number, height and number of yards in pattern lengths; if to be fitted in stretches, give lengths of the various stretches.
2. The material on which the railing is to be erected and the material it finishes against at the ends of the stretches.
3. The distances apart, and pattern number of standards, if required, and whether with or without backstays.
4. The material and size of the handrail, where required, along the top of the railing, and state whether it is to be supplied with the railing. This will not be supplied unless stated on order.

It is desirable to supplement the foregoing information with a rough but clearly dimensioned sketch plan, as for instance:—

No. 208 Railing 4' 0" high, with batts on bottom for concrete, and at ends for stone, with No. 208 Railing Standards at corners as plan. See Catalogue, page 18.

No.	Size.	Yard.	Lbs. Yd.	Cat. Page.	No.	Size.	Yard.	Lbs. Yd.	Cat. Page.	No.	Size.	Yard.	Lbs. Yd.	Cat. Page.
2	5 1/2"	1/7	7 1/2	..	40	9"	3/1	11 1/2	19	57	1' 8 1/2"	10/2	70 1/2	..
"	9"	2/3	13	19	"	1' 2"	4/4	20 1/2	..	"	1' 9"	10/4	77 1/2	..
13	8 1/2"	2/7	16	..	"	1' 9"	5/5	32 1/2	..	62	9"	2/11	12	19
14	9"	2/4	13 1/2	..	"	2' 2 1/2"	5/6	33	..	63	7' 7"	120	322	25
28	4' 8 1/2"	36/9	315	23	42	1' 5 1/2"	5/2	25 1/2	20	66	1' 5 1/2"	12/	89 1/2	20
31	1' 6"	4/2	26	20	"	2' 9"	8/6	53 1/2	..	103	4 1/2"	1/10	7	..
32	1' 5"	4/6	33	..	48	8 1/2"	3/10	15 1/2	19	"	6"	2/11	10 1/2	..
37	1' 5"	4/4	28	..	55	9"	3/10	20 1/2	..	"	6"	3/8	12	19
"	1' 11"	4/7	26 1/2	..	57	1' 5 1/2"	8/8	68	20	"	1' 0 1/2"	4/6	19 1/2	..

MACFARLANE'S RAILING—Continued.

No.	Size.	Yard.	Lbs. Yd.	Cat. Page.	No.	Size.	Yard.	Lbs. Yd.	Cat. Page.	No.	Size.	Yard.	Lbs. Yd.	Cat. Page.
103	1' 6 1/2"	10/	29 1/2	..	389	1' 9"	7/4	49 1/2	..	870	2 1/2"	2/5	5	..
106	1' 5 1/2"	12/6	62 1/2	20	"	1' 11 1/2"	8/2	53 1/2	..	"	3 1/2"	2/9	6	..
115	9"	3/7	21 1/2	19	393	8 1/2"	3/8	27 1/2	19	"	5"	3/8	8 1/2	..
130	8 1/2"	3/10	22 1/2	"	439	7 1/2"	2/11	11 1/2	..	"	6 1/2"	3/11	9 1/2	..
134	8 1/2"	4/1	22 1/2	"	"	8 1/2"	3/6	19 1/2	19	"	7 1/2"	4/7	11 1/2	..
148	2' 6"	11/6	67 1/2	21	"	9"	3/10	17 1/2	"	"	8 1/2"	5/5	12 1/2	19
172	1' 6"	8/7	60 1/2	20	442	8 1/2"	3/4	19	"	"	9 1/2"	6/	13 1/2	..
173	9"	3/5	24	19	457	5' 3 1/2"	35/	212 1/2	24	"	11"	6/2	15 1/2	..
"	1' 11 1/2"	4/7	30 1/2	..	464	2' 6"	11/	81	..	"	1' 0 1/2"	8/	16 1/2	..
188	9"	2/7	11 1/2	19	"	3' 11"	16/2	129 1/2	22	882	1' 5 1/2"	7/10	34 1/2	20
196	9"	2/4	10 1/2	"	"	4' 0"	12/8	94 1/2	"	922	1' 5 1/2"	5/9	32	"
208	1' 5 1/2"	8/7	62 1/2	20	467	9"	4/4	25 1/2	19	924	1' 5 1/2"	6/10	35 1/2	"
"	2' 3"	13/6	106 1/2	..	473	4' 0"	13/2	82	22	945	1' 6"	7/4	49 1/2	"
"	2' 9"	16/	129 1/2	..	739	7' 6"	61/9	289	25	983	8 1/2"	3/8	18 1/2	19
"	3' 4"	17/3	128 1/2	..	773	3' 7"	45/9	332 1/2	24	1013	3' 2"	16/9	122	..
"	4' 0"	17/3	130	22	774	4' 6"	26/3	190	..	"	4' 0"	18/8	117 1/2	22
211	4' 10 1/2"	26/6	178 1/2	23	"	7' 1"	73/9	303 1/2	..	1067	4' 9 1/2"	51/	356 1/2	23
213	2' 6"	7/9	44	21	"	8' 6"	106/6	812 1/2	25	1079	2' 7 1/2"	19/	140	21
233	1' 6"	6/2	40 1/2	20	775	2' 6"	2/7	13 1/2	21	1125	2' 6"	10/8	64 1/2	"
256	9"	3/4	18	19	784	5' 0"	25/6	187	23	"	3' 0"	12/4	67 1/2	..
264	8 1/2"	2/1	10 1/2	"	807	1' 5 1/2"	5/4	29 1/2	20	1126	2' 0"	8/	50 1/2	..
269	9 1/2"	5/2	22 1/2	"	817	1' 4 1/2"	21/	177	..	"	2' 6"	0/2	56 1/2	21
272	9"	5/5	26	"	"	4' 9"	24/6	183 1/2	23	1132	4' 8"	19/6	110 1/2	23
283	1' 5 1/2"	7/3	46 1/2	20	837	2 1/2"	1/5	3 1/2	..	1141	2' 0"	7/4	30 1/2	..
291	2' 6"	12/2	71 1/2	21	"	3"	1/9	4 1/2	..	"	2' 6"	8/	45 1/2	21
317	2' 6"	11/10	84	"	"	4"	2/	0	..	"	3' 0"	8/2	40 1/2	..
326	2' 6"	14/6	67	"	"	6"			..	"	3' 6"	9/4	56 1/2	..
"	2' 10"	17/10	88 1/2	..	"	one line	2/11	8 1/2	..	1142	2' 0"	7/2	38 1/2	..
335	3 1/2"	1/6	6 1/2	..	"	6"			..	"	2' 6"	7/9	44 1/2	21
"	4 1/2"	1/10	7 1/2	..	"	two lines	3/8	9 1/2	..	"	3' 0"	8/	49	..
"	6"	2/9	14 1/2	..	"	9"			..	"	3' 6"	8/8	60 1/2	..
"	9"	4/4	24	19	"	one line	3/8	12	19	1143	2' 0"	7/4	41 1/2	..
339	9"	4/1	29 1/2	"	"	9"			..	"	2' 6"	8/	46 1/2	21
341	1' 1 1/2"	4/9	30 1/2	..	"	two lines	4/10	13 1/2	"	"	3' 0"	8/2	52	..
"	1' 0"	5/5	35 1/2	20	"	11 1/2"			..	"	3' 6"	9/	55	..
344	2"	1/3	2	..	"	one line	4/6	15	..	1144	2' 0"	6/10	39 1/2	..
"	3"	1/9	3 1/2	..	"	11 1/2"			..	"	2' 6"	7/3	45 1/2	21
"	5 1/2"	2/1	4 1/2	..	"	two lines	5/9	19 1/2	..	"	3' 0"	7/9	50 1/2	..
"	6"	2/4	9	..	"	one line	6/2	18 1/2	..	"	3' 6"	9/4	55	..
"	9 1/2"	3/6	18 1/2	19	"	1' 3"			..	1148	4' 0"	20/9	154	22
389	11"	4/1	27	..	"	two lines	7/6	24 1/2	..	"	4' 6"	28/9	166 1/2	..
"	1' 3 1/2"	5/6	36	..	864	3' 2"	11/9	84	..	1149	5' 7 1/2"	34/	232	24
"	1' 6"	6/3	41 1/2	20	"	4' 0"	15/	85 1/2	22	"	..	..	..	..
"	1' 8"	9/2	64 1/2	..	870	1 1/8"	1/10	3	..	"	..	..	..	..



MACFARLANE'S WROUGHT-IRON RAILINGS.

No.	Size.	Yard.	Lbs. Yd.	Cat. Page	No.	Size.	Yard.	Lbs. Yd.	Cat. Page	No.	Size.	Yard.	Lbs. Yd.	Cat. Page
1814	3' 6"	52/3	95	27	1817	4' 0"	38/	99	27	1820	6' 0"	48/9	143	28
1815	4' 0"	32/9	66	"	1824	5' 6"	80/	199	28	..	..	..	..	..
1816	4' 0"	85/6	153	"	1825	5' 6"	65/	142	"	..	..	..	..	..

MACFARLANE'S GATES.

Prices include Pivots, Carriages for Stone, Concrete or Brick Piers or Walls, Latch or Lock with handle, as illustration. In addition with Single-leaf Gate we supply a bosshead for fixing to pier to lock the gate to, and for Double-leaved Gate a folding stopper for setting into stone or concrete block in the centre of gateway, and a striking plate to allow the two leaves to join together neatly.

The following are extra to the prices given:—

1. Quadrant Rails, except in the case of No. 900 Gate.
2. Special Carriages such as for bolting through pier.
3. Back Catches to fix open the leaves of Single or Double Gates.

QUADRANT RAILS AND PIERS.—It is always desirable to avoid using quadrant rails wherever possible, and for this reason piers for large and heavy gates should be strongly built.

Gates should be selected before building piers, so that the latter may be built to the correct height and at the correct distance apart to contain the gate. This saves the cost of altering patterns and gives the most satisfactory results.

When ordering state clearly:—

1. The design number, sizes, and number wanted, single or double-leaved, to hang to stone, brick, concrete or iron standards, and if single leaf whether to be hung to right or left hand.
2. If standards or piers are already erected, give the exact distance between them at base, body and cap, together with the height to cap.
3. When Gates are to be applied with Railings, give the height of the parapet wall above the ground line at heel of gate, or above the step on which gate stands.

The following example shows the simplest method:—

1. No. 739 Double-Leaved Gate 10' 0" x 7' 11", with 2 Single-leaf Gates 4' 1" x 7' 11", right and left hand, to hang to stone Piers and fitted with locks. Also 2 stretches No. 739 Railing 4' 1" each, 15' 0" long as sketch. See Catalogue, page 18.

No.	Size.	Each. £ s. d.	Cover. Qrs. Lbs.	Cat. Page	No.	Size.	Each. £ s. d.	Cover. Qrs. Lbs.	Cat. Page
83	3' 0" x 7' 10 1/2"	18 2 0	3 2 21	32	145	3' 6" x 4' 10"	2 17 0	1 2 3	29
"	5' 1" x 7' 10 1/2"	22 10 6	5 2 23	"	"	6' 11" x 4' 10"	6 5 9	3 1 1	"
"	6' 11" x 7' 10 1/2"	33 4 0	7 1 27	"	"	2' 10" x 5' 0"	2 12 9	1 0 24	"
"	10' 1" x 7' 10 1/2"	40 15 9	11 2 5	"	"	5' 9" x 5' 0"	5 17 6	2 2 15	"
143	2' 11" x 4' 0"	2 5 9	1 0 5 1/2	..	"	3' 6" x 5' 4"	2 18 6	1 2 17 1/2	..
"	5' 9" x 4' 0"	5 2 3	2 1 5	..	"	6' 11" x 5' 4"	6 8 9	3 2 1	..
"	3' 6" x 4' 4"	2 14 3	1 1 14	..	208	3' 9" x 6' 0"	4 15 0	3 3 12	31
"	6' 11" x 4' 4"	6 1 0	2 3 23	..	"	7' 2" x 6' 0"	10 2 9	7 2 2	"
"	2' 11" x 4' 6"	2 11 9	1 0 17 1/2	29	"	10' 7" x 6' 0"	14 5 0	10 1 11 1/2	"
"	5' 9" x 4' 6"	5 12 3	2 2 1	"	241	12' 0" x 17' 0"	186 0 0	79 0 0	38

MACFARLANE'S GATES.—Continued.

No.	Size.	Each. £ s. d.	Cover. Qrs. Lbs.	Cat. Page	No.	Size.	Each. £ s. d.	Cover. Qrs. Lbs.	Cat. Page
242	14' 7 1/2" x 22' 2"	295 0 0	120 0 0	37	809	4' 2" x 7' 6"	6 13 3	5 0 12	33
461	4' 0" x 7' 9"	6 9 0	4 2 14	30	"	8' 2 1/2" x 7' 10"	13 17 3	10 2 24	"
"	7' 11" x 7' 9"	12 19 3	9 2 13	"	"	10' 2" x 7' 10"	18 5 6	12 1 22 1/2	"
"	11' 1" x 11' 9"	40 4 6	22 0 18	35	"	12' 1" x 7' 10"	21 6 0	13 3 22	"
"	14' 0" x 11' 9"	54 16 6	27 2 3	"	846	3' 6" x 5' 0"	2 19 9	1 3 8	29
739	4' 1" x 7' 7 1/2"	7 18 3	4 3 16	30	"	7' 9" x 5' 0"	6 9 3	3 3 5	"
"	4' 1" x 7' 11"	8 9 6	5 0 21	"	900	6' 9 1/2" x 13' 0"	119 18 6	24 2 26	36
"	9' 0" x 7' 7 1/2"	15 11 3	8 2 18	..	"	10' 10" x 15' 9"	192 10 9	50 0 1	"
"	9' 0" x 7' 11"	16 7 0	9 0 9	32	"	13' 4" x 15' 9"	206 19 9	59 0 11	"
"	10' 0" x 7' 11"	20 12 0	9 3 4	"	957	2' 11" x 4' 7 1/2"	3 13 9	1 2 25	29
"	11' 0" x 7' 11"	22 18 3	10 3 11	"	"	5' 8" x 4' 7 1/2"	8 5 0	3 2 11	"
"	12' 0" x 7' 11"	26 4 6	13 1 15	"	"	3' 3" x 4' 8"	3 19 9	1 2 18	"
"	13' 10" x 7' 11"	28 14 3	14 3 15	"	"	6' 5" x 4' 8"	8 18 6	3 1 23	"
741	3' 1" x 4' 6"	2 9 0	1 0 25	29	1026	3' 0" x 4' 3"	2 5 3	1 0 2	..
"	6' 0" x 4' 6"	5 12 9	2 2 13	"	"	3' 6" x 4' 3"	2 8 0	1 1 5	..
"	3' 6 1/2" x 5' 0"	2 13 6	1 2 3	..	"	5' 11" x 4' 3"	5 1 9	2 0 21	..
"	7' 0" x 5' 0"	5 17 3	3 0 27	..	"	6' 11" x 4' 3"	5 9 0	2 2 27	..
"	4' 6" x 6' 2"	3 12 0	2 0 25	..	"	3' 6" x 4' 9"	2 10 6	1 1 15	29
"	9' 0" x 6' 2"	7 15 3	4 2 21	..	"	6' 11" x 4' 9"	5 15 6	2 3 19	"
743	3' 1" x 4' 6"	2 8 3	1 0 11	29	1093	3' 3" x 4' 3"	3 8 6	1 3 1	..
"	6' 0" x 4' 6"	5 11 3	2 1 13	"	"	3' 8" x 4' 3"	3 18 0	2 0 15	..
"	3' 6 1/2" x 5' 0"	2 16 3	1 1 8	..	"	6' 5" x 4' 3"	8 1 0	3 2 20	..
"	7' 0" x 5' 0"	6 1 0	2 3 9	..	"	7' 4" x 4' 3"	8 18 0	4 1 20	..
784	4' 0" x 7' 10"	8 4 0	5 1 24	33	"	3' 8" x 5' 0"	4 5 3	2 1 23	29
"	8' 0" x 7' 10"	16 15 3	11 1 12	"	"	4' 1" x 5' 0"	4 15 9	2 2 9	"
"	11' 0" x 7' 10"	23 13 0	12 1 18	"	"	7' 4" x 5' 0"	9 13 9	5 0 8	"
809	3' 2" x 6' 0"	4 9 3	2 3 27	31	"	8' 1" x 5' 0"	10 14 0	5 1 8	"
"	4' 8" x 6' 0"	5 11 3	4 0 4	"	1127	3' 10" x 7' 11"	6 13 3	4 1 17 1/2	30
"	6' 3" x 6' 0"	9 11 3	6 0 21	"	"	7' 8" x 7' 11"	14 15 6	9 0 20	"
"	9' 2" x 6' 0"	11 17 9	8 0 26	"	"	11' 3" x 10' 0"	31 12 3	15 2 16	34
"	10' 7" x 6' 0"	13 19 3	8 2 5	"	..	..	..	..	..

MACFARLANE'S RAILING AND GATE STANDARDS.

The prices for these cover batts where indicated for fixing on stone or concrete. Where no fixings are shown on the illustration, any fixings desired can be supplied at an extra cost. Any special fixings, such as flanges, tail pieces, &c., and any carriages for gates or bossheads cast on for locking gate are extra. Sockets or preparations to take railing are extra.

When ordering, clearly specify design number, height, and quantity required, giving particulars of any fixings or preparations required and their positions.

As 2 No. 950 Gate Standards 8' 10" high with flange on base, with 4 holes for bolting to concrete foundation.

(Continued.)



## MACFARLANE'S RAILING AND GATE STANDARDS.—Continued.

No.	Size.	Each.	Cwts. Qrs. Lbs.	Gal. Pails.	No.	Size.	Each.	Cwts. Qrs. Lbs.	Gal. Pails.
126	2' 10 <sup>1</sup> / <sub>2</sub> "	10	0 1 26	..	708	4' 0"	37 6	0 2 24	39
"	3' 5"	11	0 2 3	39	709	3' 5 <sup>1</sup> / <sub>2</sub> "	6 8	0 1 14	"
"	4' 0"	12 10	0 2 18	"	710	10' 1"	174 9	6 1 25	41
174	3' 3 <sup>1</sup> / <sub>2</sub> "	10 9	0 2 3	"	714	3' 2 <sup>1</sup> / <sub>2</sub> "	35 9	1 0 11	39
208	3' 11"	12 4	0 2 16	"	715	3' 4"	15 8	0 1 21	"
471	1' 5"	4 6	0 1 0	..	717	8' 2"	277 9	9 1 7	41
"	2' 0"	5 9	0 1 16	..	"	8' 8"	282	9 3 7	"
"	3' 3"	6 10	0 1 6	39	"	9' 2"	289 6	10 1 23	"
474	6' 0"	22	1 1 24	40	"	9' 8"	295 9	11 0 3	"
687	4' 0"	8 2	0 1 16	39	"	10' 2"	299 9	11 2 1	"
"	5' 0"	10 8	0 3 10	..	"	10' 8"	305 3	12 0 27	"
688	4' 0"	14 4	0 1 26	39	739	6' 6"	21 6	1 0 4	40
689	3' 3 <sup>1</sup> / <sub>2</sub> "	21 3	0 2 2	"	"	6' 6" with backstay	32 6	1 1 19	..
"	3' 10"	29 9	0 3 6	"	739	7' 6"	26 6	1 1 6	40
"	4' 0"	23 6	0 2 14	"	"	7' 6" with backstay	39 9	1 2 22	..
"	5' 6"	28 9	0 3 15	..	744	3' 11"	8 2	0 2 8	39
"	6' 0"	33	1 0 3	40	"	4' 5"	8 8	0 2 19	..
690	4' 0"	24 9	0 3 6	39	"	4' 11"	9 5	0 3 1	..
"	5' 0"	29 6	0 3 20	..	745	7' 8"	331 3	11 2 0	41
691	4' 0"	15	0 2 15	39	"	8' 2"	334	11 2 0	"
"	5' 0"	17 3	0 3 9	..	"	8' 8"	343 3	12 2 8	"
"	6' 6"	21 6	1 0 13	40	"	9' 2"	358 6	13 0 16	"
692	4' 0"	16 6	0 2 25	39	"	9' 8"	364 6	13 2 8	"
"	4' 10"	22 9	0 3 23	..	"	10' 2"	377 3	13 3 24	"
693	3' 10"	30 3	0 3 25	39	"	10' 8"	384	14 3 12	"
"	4' 4"	35	1 0 26	..	807	3' 6"	6 5	0 1 8	39
694	2' 7"	18 6	0 2 0	..	820	7' 6"	72 9	4 1 25	40
"	3' 3"	20 9	0 2 4	39	"	8' 0"	75 3	4 2 18	"
"	3' 9"	24 3	0 2 14	"	"	8' 6"	77 9	4 3 11	"
702	8' 2"	507 3	10 2 22	41	"	9' 0"	81	5 0 4	"
"	9' 0"	511 6	11 1 22	"	"	9' 6"	82 6	5 0 25	"
"	9' 10"	517 9	12 0 22	"	822	10' 0"	85	5 1 18	"
"	10' 8"	523 6	12 3 22	"	"	8' 0"	288 9	8 2 21	41
"	11' 8"	545 9	13 2 22	"	"	8' 6"	302 6	9 0 10	"
"	12' 0"	565 3	14 1 22	"	"	9' 0"	319 2	9 2 3	"
703	3' 8"	13 6	0 2 0	39	"	9' 6"	335	9 3 17	"
704	4' 9"	22 6	1 0 18	..	"	10' 0"	350 6	10 1 15	"
"	6' 3"	27	1 1 14	40	"	10' 6"	365 9	11 0 15	"
706	6' 3"	59	3 0 26	"	823	8' 2"	411 9	10 3 22	"
"	6' 9"	62 6	3 1 26	"	"	8' 8"	419 9	11 1 8	"
"	7' 3"	67 3	3 2 26	"	"	9' 2"	431	11 2 22	"
"	7' 9"	72 3	3 3 26	"	"				
"	8' 3"	75 9	4 0 26	"	"				

## MACFARLANE'S RAILING AND GATE STANDARDS.—Continued.

No.	Size.	Each.	Cwts. Qrs. Lbs.	Gal. Pails.	No.	Size.	Each.	Cwts. Qrs. Lbs.	Gal. Pails.
823	9' 8"	438 3	12 0 8	41	959	6' 4"	148	5 1 25	41
"	10' 2"	448 3	12 1 22	"	"	6' 10"	149 6	5 3 3	"
"	10' 8"	458 6	12 3 8	"	"	7' 4"	151 9	6 0 11	"
"	11' 2"	475 9	13 0 22	"	"	7' 10"	153 9	6 1 17	"
"	11' 8"	485 3	13 2 8	"	"	8' 4"	156 3	6 2 25	"
"	12' 2"	496	14 0 1	"	"	8' 10"	161	7 0 5	"
824	4' 0"	19	1 1 0	39	953	3' 7 <sup>1</sup> / <sub>2</sub> "	7 9	0 2 3	39
830	3' 4"	4 7	0 0 25	"	958	5' 8"	54 9	2 2 14	..
"	4' 1 <sup>1</sup> / <sub>2</sub> "	5 5	0 1 2	..	"	6' 0"	58 6	2 3 14	40
846	5' 3"	64 9	4 1 6	..	"	7' 8"	62	3 0 14	"
"	5' 9"	68 3	4 1 27	..	1054	6' 0"	72 9	3 2 16	"
"	6' 3"	70 9	4 2 20	..	"	6' 6"	75 3	3 3 16	"
"	6' 9"	74 3	4 3 13	40	"	7' 0"	81	4 0 16	"
"	7' 3"	78	5 0 6	"	"	7' 6"	82 6	4 1 16	"
937	2' 0"	3 8	0 0 9	..	"	8' 0"	89 3	4 2 16	"
"	3' 0"	4 3	0 0 25	..	"	8' 6"	94 6	4 3 16	"
"	4' 0"	6 4	0 1 4	39	..	..	..	..	..
939	3' 6"	5 4	0 1 0	"	..	..	..	..	..

Bevelled or Odd Sizes to Order.

SECTION III.—PANELS, GRATINGS, &c.  
FOR VENTILATION, LIGHT, VIEW, PROTECTION AND ORNAMENT.

## MACFARLANE'S PANELS.

The prices of Rectangular, Circular, Semicircular and Triangular Panels are for these exactly as the illustrations, viz., without any fixings. These, if required, are extra. The usual practice is to have batts, sometimes loose for easy erection when fixed to stone, concrete or brickwork, and snugs when fixed to wood or iron.

In ordering, clearly specify the design number, size and quantity required, carefully describing the nature of the material they are to fix to, and stating if we are to provide the necessary fixings. It is desirable to use the Standard Sizes of the panels wherever possible, to avoid expensive alterations to patterns.

As 6 No. 363 Semicircular Panels 11' 9" x 6' 4" with necessary loose batts for brick.

No.	Size.	Each.	Lbs.	Gal. Pails.	No.	Size.	Each.	Lbs.	Gal. Pails.
26	10 <sup>1</sup> / <sub>2</sub> " x 1' 0"	4 5	16	43	26	2' 9 <sup>1</sup> / <sub>2</sub> " x 1' 6"	8 3	40	43
"	11 <sup>1</sup> / <sub>2</sub> " x 1' 0"	4 9	20	"	"	3' 3" x 1' 6"	10 6	60	"
"	1' 3 <sup>1</sup> / <sub>2</sub> " x 1' 6"	6	28	"	"	3' 6" x 1' 6"	11 8	63	..
"	1' 6" x 1' 6"	6 3	30	"	"	5' 1 <sup>1</sup> / <sub>2</sub> " x 1' 6"	17 3	88	43
"	1' 7 <sup>1</sup> / <sub>2</sub> " x 1' 6"	6	31	"	29	1' 5 <sup>1</sup> / <sub>2</sub> " x 1' 5 <sup>1</sup> / <sub>2</sub> "	4 9	30	"
"	2' 0" x 1' 6"	7 6	40	"	40	5' x 5 <sup>1</sup> / <sub>2</sub> "	1 6	2	..
"	2' 1 <sup>1</sup> / <sub>2</sub> " x 1' 6"	7	37	"	"	8 <sup>1</sup> / <sub>2</sub> " x 9 <sup>1</sup> / <sub>2</sub> "	1 9	4	..
"	2' 9 <sup>1</sup> / <sub>2</sub> " x 1' 6"	9	48	"	"	1' 0 <sup>1</sup> / <sub>2</sub> " x 1' 1 <sup>1</sup> / <sub>2</sub> "	3	11	..



MACFARLANE'S PANELS.—Continued.

No.	Size.	Each.	Lbs.	Cal. Pags.	No.	Size.	Each.	Lbs.	Cal. Pags.
40	1' 3 1/2" x 1' 5 1/2"	3/3	15	43	347	2' 3 1/2"	10/10	48	44
42	1' 6" x 1' 6"	7/9	38	"	"	3' 1"	17/10	84	"
45	1' 6" x 1' 6"	4/6	18	"	"	3' 10 1/2"	27/3	143	"
68	2' 1 1/2" x 1' 6"	10/	51	"	363	11' 9" x 6' 4"	300/	911	46
106	2' 7" x 1' 5 1/2"	13/9	56	"	389	11" x 11"	2/3	10	..
121	1' 5 1/2" x 1' 5 1/2"	4/6	22	"	"	1' 4 1/4" x 11"	3/3	13	..
140	1' 6" x 1' 6"	3/11	23	"	"	1' 11 1/2" x 11"	3/11	21	..
163	4' 0" x 1' 4 1/2"	17/6	112	"	"	2' 4 1/4" x 11"	4/10	24	..
172	1' 2 1/2" x 1' 5 1/2"	3/7	21	"	"	1' 4 1/4" x 1' 4 1/4"	4/5	19	43
184	1' 4 1/2" x 1' 4 1/2"	4/10	23	"	"	1' 9" x 1' 9"	5/5	32	..
200	1' 8" x 1' 5 1/2"	7/2	31	"	"	1' 11 1/2" x 1' 11 1/2"	6/8	39	..
216	4' 0"	23/3	120	44	419	8" x 1' 6"	2/7	8	43
221	2' 8" x 1' 6"	6/8	31	..	438	1' 5 1/2" x 1' 5 1/2"	4/10	28	"
"	3' 0" x 1' 8"	7/9	39	..	440	1' 6" x 1' 6"	5/9	30	"
"	3' 6" x 2' 0"	9/9	49	..	460	2' 7"	8/8	67	44
"	4' 0" x 2' 3"	11/10	62	45	776	1' 5" x 1' 5"	4/	28	43
"	4' 6" x 2' 6 1/2"	16/2	90	"	"	4' 5 1/2" x 2' 5 1/2"	15/6	122	45
"	5' 0" x 2' 9 1/2"	21/	116	"	880	6' 0"	97/9	382	44
233	1' 4 1/2" x 1' 6"	4/3	25	43	882	any size	1/ order	..	43
"	3' 2" x 1' 6"	7/	44	"	891	7' 1 1/2" x 1' 9 1/2"	21/	74	46
"	5' 6 1/2" x 1' 6"	12/2	76	"	911	3' 5 1/2"	10/10	72	44
237	4' 6" x 2' 4"	15/2	84	45	"	4' 0 1/2"	28/9	112	"
"	5' 0" x 2' 7"	18/6	102	"	955	1' 10 1/2" x 1' 6"	7/2	34	43
"	5' 6" x 2' 10"	22/9	124	"	993	4' 6 1/2" x 2' 4"	18/8	66	45
"	6' 0" x 3' 1"	27/6	156	..	"	5' 2 1/2" x 2' 7 1/2"	31/	109	"
280	2' 1 1/2"	10/3	90	44	1001	4' 6 1/2" x 2' 9 1/2"	33/9	158	45
"	2' 6 1/2"	14/4	81	"	1007	9' 8" x 1' 9 1/2"	19/	72	46
281	1' 7" x 1' 5 1/2"	5/4	24	43	1072	2' 1 1/2"	7/3	29	44

MACFARLANE'S FLOOR GRATINGS.

The prices of Floor Gratings are per yard in pattern lengths unfitted. When required fitted to definite lengths or areas, this is charged extra. All fixings such as batts, snugs, screw holes, &c., are extra, and iron rails for gratings resting in to facilitate their removal are extra.

In ordering, clearly specify the design number, size and quantity required, and specify fitted in stretches, giving dimensions when so required, and when they are to cover an area, give a dimensioned sketch plan of same. As bearers are often required under the joints of castings, clearly state if bearers are to be supplied by us along with the gratings. If bearers are not to be provided with the gratings, it is desirable to give details of these bearers so that gratings may be made to suit.

As No. 389 Floor Grating 1' 11 1/2" wide x 1/2" thick, fitted for area 10' 0" x 12' 0". Bearers not to be supplied but will be of T steel.

(Continued)

MACFARLANE'S FLOOR GRATINGS.—Continued.

No.	Size.	Price.	Lbs.	Cal. Pags.	No.	Size.	Price.	Lbs.	Cal. Pags.
29	1' 5 1/2" x 1' 5 1/2"	4/4 ea.	30	47	389	1' 11 1/2" x 1' 11 1/2"	6/3 ea.	39	47
164	1' 0"	5/5 yd.	40	..	"	1' 11 1/2"	8/ yd.	53 1/2	"
"	1' 10 1/2"	8/2 "	71	47	417	1' 6"	5/ "	38	"
"	2' 11 1/2"	14/6 "	114	..	"	1' 10"	6/4 "	39	"
305	8 1/2"	3/4 "	19	..	423	1' 3"	4/11 "	45	"
"	1' 4 1/2"	5/4 "	35 1/2	47	"	3' 11" x 1' 10"	9/5 ea.	80	47
"	2' 11"	8/2 "	51	..	"	2' 6"	10/3 yd.	101 1/2	..
341	1' 1 1/2"	4/7 "	30 1/2	..	"	2' 6"	11/6 "	85	..
"	1' 6"	5/4 "	35 1/2	47	438	0"	4/7 "	30	..
380	11"	4/ "	26 1/2	..	"	1' 5 1/2"	6/8 "	55 1/2	47
"	11" x 11"	2/1 ea.	10	..	1117	8 1/2"	3/8 "	25	..
"	1' 4 1/2" x 11"	2/8 "	13	..	"	1' 6 1/2"	5/3 "	39	..
"	1' 11 1/2" x 11"	3/7 "	21	..	"	1' 5"	6/ "	49 1/2	47
"	2' 4 1/2" x 11"	4/3 "	24	..	"	1' 9 1/2"	7/9 "	62	"
"	1' 3 1/2"	5/4 yd.	36 1/2	..	"	2' 2"	11/ "	97 1/2	..
"	1' 4 1/2" x 1' 4 1/2"	3/11 ea.	19	47	"	2' 6 1/2"	12/4 "	117 1/2	..
"	1' 6" x 1/2" thick	6/2 yd.	41	"	1118	8"	3/8 "	25	..
"	1' 6" x 1/2" thick	10/6 "	70	"	"	1' 6 1/2"	5/3 "	38	..
"	1' 8"	9/ "	64	"	"	1' 5"	6/5 "	52 1/2	47
"	1' 9"	7/2 "	49	"	"	1' 9 1/2"	9/6 "	86	"
"	1' 9" x 1' 9"	5/2 ea.	32	"	"	2' 2"	11/8 "	94	..
"	6' 0" x 1' 9"	14/ "	98	"	"	2' 6 1/2"	13/3 "	120	..

MACFARLANE'S BALUSTERS AND STAIR RAILINGS.

The prices of Balusters and Stair Railings include for batts on bottom for stone or concrete, and wrought-iron pins cast in top to rivet core strap for wood handrail. Core strap if required is extra, and all fixings other than those stated, such as snugs, bolts, &c., are extra. If required fitted complete to suit a particular stair or position, this is extra to the list price. Heights other than given on illustration are extra.

In ordering, clearly specify the design number, height, and fixings required at bottom and top. If required fitted complete to suit a particular stair, give diagram with careful measurements and exact pitch of stair, and showing the side of stair on which balusters or railings are to be erected so that castings may be made to the proper hand.

As 30 No. 656 Balusters made 2' 10" high with batt on bottom and pin in top, raked to suit 12" x 6" step—handed.

10 Do. do. do. 2' 10" high, flat, handed, otherwise as foregoing.

No.	Size.	Each.	Lbs.	Cal. Pags.	No.	Size.	Each.	Lbs.	Cal. Pags.	No.	Size.	Each.	Lbs.	Cal. Pags.
502	2' 10"	2/4	20	..	506	2' 10"	3/6	30	..	532	2' 10"	4/	31	..
"	3' 2"	2/9	21	48	"	3' 2"	4/4	37	48	"	3' 2"	4/10	37	48
504	2' 10"	3/3	28	..	527	2' 10"	4/5	36	..	569	2' 10"	7/3	48	49
"	3' 2"	3/11	30	48	"	3' 2"	5/3	44	48	600	2' 10"	4/3	26	"
505	2' 10"	3/6	32	..	528	2' 10"	4/	30	..	604	2' 10"	5/4	36	"
"	3' 2"	4/4	37	48	"	3' 2"	4/7	35	48	607	2' 10"	4/4	36	"



MACFARLANE'S BALUSTERS AND STAIR RAILING.—Continued.

No.	Size.	Each.	Lbs.	Cat. Page	No.	Size.	Each.	Lbs.	Cat. Page	No.	Size.	Each.	Lbs.	Cat. Page
609	2' 10"	2 2	12 1/2	..	657	2' 10"	2 8	20	..	671	3' 2"	10 2	26	48
"	3' 2"	7/	36	48	"	3' 2"	3 4	24	48	678	2' 10"	3 10	26	..
619	2' 10"	6 8	36	49	658	2' 10"	1 9	14	..	"	3' 2"	4 3	27	48
650	2' 10"	1 6	11 1/2	..	"	3' 2"	2 3	16	48	680	3' 2"	5 9	45	"
"	3' 2"	1 10	13	48	659	2' 10"	2 9	22	..	682	3' 2"	4 7	40	"
651	2' 10"	2 1	14	..	"	3' 2"	3 3	21	48	683	3' 2"	2 11	22	"
"	3' 2"	2 2	16	48	660	3' 2"	2 11	19	"	686	3' 2"	5 2	41	"
652	2' 10"	2 7	24	..	661	2' 10"	2 6	20	..	695	2' 10"	3 2	23	..
"	3' 2"	3/	22	48	"	3' 2"	3 4	27	48	"	3' 2"	4/	30	48
653	2' 10"	2 5	18	..	662	2' 10"	2 9	22	..	699	2' 10"	6 3	30	..
"	3' 2"	3/	22	48	"	3' 2"	4 9	34	48	"	3' 2"	7 2	34	48
654	2' 10"	2 4	16	..	663	3' 2"	4 10	30	..	716	3' 2"	15/	40	"
"	3' 2"	2 8	19	48	664	3' 2"	13 6	44	48	746	3' 2"	14/	43	"
655	2' 10"	2 8	22	..	665	3' 2"	5 6	40	"	876	3' 2"	8/	56	"
"	3' 2"	3 4	29	48	666	3' 2"	5 3	36	"	997	3' 0"	19/	46	"
656	2' 10"	2 6	18	..	668	3' 2"	10 6	35	"	1062	2' 10"	4 7	20	49
"	3' 2"	2 11	21	48	669	3' 2"	5 2	39	..	1106	3' 2"	20 9	70	48

MACFARLANE'S HANDRAIL BRACKETS, BALUSTER SOCKETS AND STEP PLATES.

The prices of these are exactly as illustrated, and in ordering the pattern number, size, and quantity, with the necessary projection or size of socket, should be clearly stated. Also state the material they fix to, and in the case of brackets the nature and size of the handrail to be used should be given. For Step Plates state the material they fix to, as we supply screw-holes through the step plates for screwing down.

As 10 No. 3 Baluster Sockets 1 1/2" diam. for wood.

MACFARLANE'S HANDRAIL BRACKETS.

No.	Proj.	Ea.	Weight, Lbs.		Cat. Page	No.	Proj.	Ea.	Weight, Lbs.		Cat. Page	No.	Proj.	Ea.	Weight, Lbs.		Cat. Page
			Stone	Wood					Stone	Wood					Stone	Wood	
1	3"	9d.	2 1/2	2	52	2	4"	9d.	2 1/2	2 1/2	52	3	3"	1/4	3	2 1/2	52
2	3"	7 1/2d.	2 1/2	1 1/2	"	"	5"	11d.	4	4	"	"	"	"	"	"	"

MACFARLANE'S BALUSTER SOCKETS.

No.	Size.	Ea.	Weight, Lbs.		Cat. Page	No.	Size.	Ea.	Weight, Lbs.		Cat. Page	No.	Size.	Ea.	Weight, Lbs.		Cat. Page
			Stone	Wood					Stone	Wood					Stone	Wood	
1	3"	6 1/2d.	2	1 1/2	52	2	3"	7 1/2d.	3	3	52	3	1"	2 1	6 1/2	7	52
"	3"	7 1/2d.	3	2 1/2	"	"	1"	8 1/2d.	3	3	"	"	1 1/2"	2 2	7 1/2	8 1/2	"
"	1"	8d.	3	2 1/2	"	"	1 1/2"	9 1/2d.	2 1/2	2 1/2	"	4	1"	1 9	6 1/2	7	"
"	1 1/2"	8 1/2d.	2	2	"	"	1 1/2"	10 1/2d.	3 1/2	3	"	"	1"	2/	7	7 1/2	"
"	1 1/2"	10 1/2d.	2 1/2	2	"	"	1 1/2"	1 2	6	5	"	"	1"	2 1	7	7 1/2	"
"	1 1/2"	1 4	4 1/2	4	"	"	2"	1 5	7	6	"	"	1 1/2"	2 2	8 1/2	8 1/2	"
"	2"	1 4	5 1/2	4 1/2	"	3	1"	1 9	4 1/2	6 1/2	"	"	"	"	"	"	"
22	1"	6 1/2d.	2	1	"	"	3"	2/	6 1/2	7 1/2	"	"	"	"	"	"	"

MACFARLANE'S STEP PLATES.

No.	Size.	Ea.	Lbs.	Cat. Page	No.	Size.	Ea.	Lbs.	Cat. Page	No.	Size.	Ea.	Lbs.	Cat. Page
858	1' 11 1/2" x 2 1/4"	1 3/4	5 1/2	52	860	1' 8 1/2" x 5"	1 6/7	7 1/2	52	861	3' 5" x 7"	3 5/8	12	52
859	2' 0 1/2" x 3"	1 5/8	6	"	"	2' 9" x 6"	2 2/15	"	"	862	2' 1" x 4"	10d	4	"

MACFARLANE'S STRAIGHT AND SPIRAL STAIRS.

The prices of Stairs are for these as illustrations to the heights and dimensions given on the price list. They are made to any height and to suit any position—the price varying accordingly.

In ordering, clearly specify the design number, size, and quantity required, giving at the same time a dimensioned sketch showing space at disposal, heights to the various floors, and stating the material floors are composed of. In the case of Spiral Stairs the most convenient positions to start to ascend and to finish at landing should also be indicated.

As 1 No. 849 Spiral Stair 2' 6" radius to suit position as accompanying sketch.

MACFARLANE'S STRAIGHT STAIRS WITH WROUGHT-IRON RAILINGS.

No.	Each.	£ s. d.	Cat. Page	No.	Each.	£ s. d.	Cat. Page
1898	To order		51	1901	To order		51
1899	"	"	"	1902	"	"	"
1900	"	"	"	1903	"	"	"

MACFARLANE'S SPIRAL STAIRS.

No.	Radius.	Height.	Riser.	Tread.	£ s. d.	Cwts.	Qrs.	Lbs.	Cat. Page
639	1' 10"	8' 0"	8"	1' 0"	13 8 3	9	1	4	54
"	2' 2"	8' 4 1/2"	7 1/2"	1' 1"	14 3 0	10	0	10	"
"	2' 3 1/2"	9' 0 1/2"	7 1/2"	1' 1"	15 1 0	11	0	11	"
"	2' 5"	9' 4 1/2"	7 1/2"	1' 1"	16 17 0	11	3	24	"
"	2' 6 1/2"	10' 0"	8"	1' 1 1/2"	17 1 0	13	3	1	"
"	2' 9"	11' 4"	8"	1' 1"	18 18 9	15	0	20	"
"	3' 0"	12' 4 1/2"	8 1/2"	1' 1"	21 2 6	17	0	22	"
"	3' 1 1/2"	12' 3 1/2"	7 1/2"	1' 1"	22 5 3	18	2	0	"
"	4' 0"	15' 0"	7 1/2"	1' 3 1/2"	31 8 6	25	0	6	"
849	1' 9"	8' 0"	8"	11"	10 16 0	7	0	12	53
"	2' 0"	8' 0"	8"	11"	12 3 3	7	0	20	"
"	2' 3"	9' 4"	8"	1' 1"	13 8 3	8	1	18	"
"	2' 6"	10' 0"	8"	1' 1"	14 12 0	10	0	20	"
"	2' 9"	11' 4"	8"	1' 1"	16 14 9	11	2	11	"
"	3' 0"	12' 0"	8"	1' 1"	18 13 6	13	2	5	"
"	3' 6"	12' 0"	8"	1' 1"	21 7 3	14	2	14	"
"	4' 0"	12' 8"	8"	1' 1"	27 10 6	21	1	17	"



MACFARLANE'S BALCONIES.

The prices of Balconies are for these as the illustrations with batts on bottom for stone or concrete. Other sizes or fixings are to order.

When ordering, clearly specify the design number, size and quantity required, with dimensioned sketch of window sill or sills. If required complete with gratings and brackets give dimensioned drawing, showing overall length and projection, widths of window openings and batts, along with the material and thickness of the wall.

As 4 Balconies as Example XII., to suit positions shown on accompanying drawing.

No.	Size.	Each.	Lbs.	Cat. Page	No.	Size.	Each.	Lbs.	Cat. Page
48	1' 2" x 4' 0" x 10"	18/	66	55	850	6" x 3' 6"	13/ 6	42	55
50	1' 7" x 4' 0"	11/ 8	551	56	"	6" x 3' 8"	13/ 8	44	"
"	1' 7" x 5' 0"	12/ 3	61	"	"	6" x 3' 10"	14/	45	"
"	1' 10" x 4' 0"	13/	59	"	"	6" x 4' 0"	14/	47	"
"	1' 10" x 5' 0"	14/ 8	65	"	"	6" x 4' 2"	14/ 2	48	"
58	1' 2" x 4' 0"	19/	33	55	"	6" x 4' 4"	14/ 4	50	"
"	1' 2" x 4' 3"	19/ 3	35	"	"	6" x 4' 6"	14/ 6	52	"
"	1' 2" x 4' 6"	19/ 8	36	"	851	1' 7" x 4' 3 1/2"	14/ 8	62	56
145	11" x 4' 0" x 4"	8/ 10	29	"	868	3' 4" x 7' 4" x 2' 9 1/2"	125/ 9	359	57
163	1' 10 1/2" x 5' 7 1/2"	41/	228	56	922	9" x 4' 0"	5/ 5	34	55
"	2' 10" x 5' 7"	45/ 3	208	57	927	1' 6 1/2" x 4' 2" x 1' 1"	17/ 8	114	56
160	3' 0" x 4' 3 1/2"	56/ 3	234	"	970	3' 6" x 3' 8" x 1' 4"	109/	557	57
201	3' 0" x 5' 0" x 2' 7"	41/	256	"	976	1' 11" x 4' 1 1/2"	17/ 8	74	56
"	3' 0" x 6' 3" x 2' 7"	45/ 3	282	"	1059	1' 1" x 6' 0"	23/	90	55
281	1' 10 1/2" x 5' 4" x 11"	24/ 3	123	56	1082	1' 7" x 3' 6" x 10"	9/ 2	43	56
283	1' 7 1/2" x 6' 0"	17/ 3	88	"	"	1' 7" x 4' 0" x 10"	10/ 2	46	"
421	3' 3" x 5' 10" x 1' 10 1/2"	54/ 3	221	57	"	1' 7" x 4' 6" x 10"	10/ 8	48	"
"	3' 3" x 5' 0 1/2" x 1' 10 1/2"	58/ 9	228	"	1084	1' 1" x 3' 6" x 10"	7/ 9	32	55
"	3' 3" x 5' 9 1/2" x 1' 10 1/2"	62/ 6	251	"	"	1' 1" x 4' 0" x 10"	8/ 7	30	"
"	3' 3" x 6' 2 1/2" x 1' 10 1/2"	67/ 3	270	"	"	1' 1" x 4' 6" x 10"	9/ 5	38	"
441	1' 1" x 3' 10 1/2" x 10 1/2"	10/ 3	58	55	1086	1' 6" x 3' 6" x 10"	18/ 6	45	56
"	1' 1" x 5' 10 1/2" x 10 1/2"	14/	75	"	"	1' 6" x 4' 0" x 10"	20/	48	"
"	1' 1 1/2" x 4' 0"	6/ 3	31	"	"	1' 6" x 4' 6" x 10"	21/ 6	51	"
788	1' 2" x 2' 9"	17/ 2	83	"	1088	1' 5" x 3' 6" x 10"	18/ 4	42	"
"	1' 2" x 4' 9"	19/	96	"	"	1' 5" x 4' 0" x 10"	19/ 8	45	"
796	1' 2" x 3' 0"	5/ 4	21	"	"	1' 5" x 4' 6" x 10"	20/ 9	40	"
"	1' 2" x 4' 0"	5/ 9	23	"	1089	1' 5" x 3' 6" x 10"	15/	37	"
797	1' 2" x 4' 9"	19/ 8	104	"	"	1' 9" x 4' 0" x 10"	14/ 6	52	56
"	1' 2" x 10' 3"	27/	158	"	"	1' 9" x 4' 6" x 10"	16/ 3	56	"

No.	Height of Railing.	Proj.	Centres of Standards.	Front with Floor Plates or Gratings.		Return Ends, Each.		Cat. Page								
				£ s. d.	Cts qrs lbs.	£ s. d.	Cts qrs lbs.									
XXXIX.	2' 4"	2' 4"	10' 10"	11	1	3	10	0	14	4	6	6	3	0	1	59
XL.	2' 8"	2' 0 1/2"	8' 0"	7	11	6	6	2	11	4	9	0	2	3	4	"
XII.	2' 10"	2' 4 1/2"	8' 1 1/2"	8	13	0	7	1	20	4	1	0	2	1	27	"

Other Divides, to order.

MACFARLANE'S WROUGHT AND CAST-IRON BALCONIES.

No.	Size.	Each.	Cat. Page	No.	Size.	Each.	Cat. Page
1835	3' 0" x 4' 3" x 1' 9"	To order	58	1916	4' 0" x 11' 0" x 3' 2"	To order	58
1912	2' 4" x 9' 2" x 1' 4"	do	"	1917	4' 8" x 12' 4" x 6' 0"	do	"
1913	1' 9" x 1' 10"	do	"	1918	4' 6" x 5' 0"	do	"
1914	2' 9" x 3' 10 1/2" x 1' 9"	do	"	1919	3' 6" x 6' 0" x 2' 4 1/2"	do	"
1915	3' 2" x 10' 3" x 3' 0"	do	"	1920	3' 2" x 12' 0" x 1' 2"	do	"

SECTION IV.—SEATS, DESKS, LAVATORY RANGES, BATHS, STABLE FITTINGS, WATER TROUGHS, URINALS, & CLOSETS.

FOR SCHOOLS, FACTORIES, DWELLINGS, STREETS, & C.

MACFARLANE'S SCHOOL DESKS AND BENCHES.

The School Desks and Benches illustrated show the most convenient and space-saving forms of these fittings. They are practically indestructible. Woodwork is not included in their prices, but can be supplied at an extra cost.

In ordering, clearly specify the design number, size and quantity required. As 60 No. 4 Desks and Bench Standards 27 1/2" x 15" high over wood.

No.	Size.	Ea.	Lbs.	Cat. Page	No.	Size.	Ea.	Lbs.	Cat. Page	No.	Size.	Ea.	Lbs.	Cat. Page
3	26" x 14"	3/10	26	61	17	29" x 16"	4/7	30	62	56	26" x 14"	4/9	30	61
"	27 1/2" x 15"	3/11	27	"	"	31" x 17"	4/9	32	"	"	27 1/2" x 15"	4/10	32	"
"	29" x 16"	3/11	28	"	23	51" x 18 1/2"	9/	68	"	"	29" x 16"	4/10	32	"
4	26" x 14"	3/11	27	"	38	26" x 14"	7/9	30	61	59	26" x 14"	5/6	30	62
"	27 1/2" x 15"	4/	28	"	"	27 1/2" x 15"	8/	32	"	"	27 1/2" x 15"	5/6	31	"
"	29" x 16"	4/	29	"	"	29" x 16 1/2"	8/	33	"	"	29" x 16"	5/6	32	"
5	18" x 30"	2/11	17	"	45	24 1/2" x 13"	5/5	26	62	60	26" x 14"	4/4	28	61
"	18" x 30"	3/4	18	"	"	26" x 14"	5/3	26	"	"	27 1/2" x 15"	4/6	31	"
8	18" x 30"	3/11	16 1/2	"	"	27 1/2" x 15"	5/6	27	"	"	29" x 16"	4/6	32	"
15	26" x 14"	3/10	25	"	"	29" x 16"	5/10	31	"	73	26" x 14"	5/2	24	62
"	27 1/2" x 15"	3/10	26	"	"	30 1/2" x 17"	5/10	31	"	"	27 1/2" x 15"	5/3	25	"
"	29" x 16"	3/10	25	"	46	24 1/2" x 13"	5/5	25	"	"	29" x 16"	5/4	28	"
16	26" x 14"	4/5	27	62	"	26" x 14"	5/5	26	"	74	26" x 14"	5/2	24	"
"	27 1/2" x 15"	4/6	29	"	"	27 1/2" x 15"	5/6	27	"	"	27 1/2" x 15"	5/3	25 1/2	"
"	29" x 16"	4/7	31	"	46	29" x 16"	5/10	29	"	"	29" x 16"	5/4	27	"
17	27 1/2" x 15"	4/6	29	"	"	30 1/2" x 17"	5/10	31	"	"	"	"	"	"
2	Ink Well Cover											5/3	1	61
..	Earthenware Ink Well											1 1/2	1 1/2	..

MACFARLANE'S LAVATORY RANGES.

These neat and economical fittings will be found suitable where such accommodation is required for large gatherings of people. They are strong, simple, efficient, and not readily broken or put out of order.

In ordering, give the design number, size and quantity required, with the number of persons for each range. If back to back, give number of persons on each side. If for corner or against a wall describe them so, if necessary with small sketch diagram.

As 4 No. 8 Tip-up Wash Hand Basin Ranges 2' 3" high, for 8 persons—against wall.

(Continued.)



MACFARLANE'S W. H. BASINS.

No.	2 Persons.			3 Persons.			4 Persons.			5 Persons.			6 Persons.			8 Persons.			10 Persons.			Cat. Page.
	£	s.	d.	£	s.	d.	£	s.	d.	£	s.	d.	£	s.	d.	£	s.	d.	£	s.	d.	
1	2	1	0	3	2	0	4	2	0	5	2	3	6	2	0	8	3	3	10	5	0	63
Weight.	Cwts. Qrs. Lbs.			Cwts. Qrs. Lbs.			Cwts. Qrs. Lbs.			Cwts. Qrs. Lbs.			Cwts. Qrs. Lbs.			Cwts. Qrs. Lbs.			Cwts. Qrs. Lbs.			
	1	2	9	2	1	21	3	1	5	4	0	17½	4	3	0½	6	2	3	8	0	27	
2	For any number of persons. To order.																					
5	For 1 person																		£ s. d.	Cwts. Qrs. Lbs.	ea.	63
6	" "																		1 1 9	0 2 25½	"	"
7	" "																		1 1 6	0 2 20	"	"
Water Supply Fittings, extra.																		0 6 0	Each Person.	"		

MACFARLANE'S W. H. TIP-UP AND LIFT-OUT BASINS.

No.	1 Person.		2 Persons.		3 Persons.		4 Persons.		5 Persons.		6 Persons.		8 Persons.		10 Persons.		Cat. Page.					
	£	s.	d.	£	s.	d.	£	s.	d.	£	s.	d.	£	s.	d.	£		s.	d.			
8	2	7	3	3	10	3	4	14	9	5	19	0	6	19	0	9	8	0	11	15	3	63
Weight.	c. q. l.		c. q. l.		c. q. l.		c. q. l.		c. q. l.		c. q. l.		c. q. l.		c. q. l.		c. q. l.		c. q. l.			
	1	3	17	2	3	20	3	23	4	3	27	5	3	7	7	3	13	9	3	19		
9	For any number of persons. To order.																					
10	For 1 person																		£ s. d.	c. q. l.	ea.	"
11	" "																		1 4 3	0 3 10	"	"
12	" "																		1 3 0	0 3 6	"	"
15	" "																		4 1 6	1 1 3	"	64
Water Supply Fittings, extra.																		0 6 0	Each Person.	63, 64		

MACFARLANE'S RUNNING WATER TROUGH RANGES.

No.	2 Persons.		3 Persons.		4 Persons.		5 Persons.		6 Persons.		8 Persons.		10 Persons.		12 Persons.		Cat. Page.								
	£	s.	d.	£	s.	d.	£	s.	d.	£	s.	d.	£	s.	d.	£		s.	d.						
13	1	11	9	1	18	0	2	16	6	3	2	6	3	15	0	4	18	6	6	3	0	7	2	6	63
Weight	c. q. l.		c. q. l.		c. q. l.		c. q. l.		c. q. l.		c. q. l.		c. q. l.		c. q. l.		c. q. l.		c. q. l.		c. q. l.		c. q. l.		
	1	1	4	1	2	12	2	0	25	2	2	10	3	0	11	4	0	11	5	0	11	5	3	11	
14	For any number of persons. To order.																								
Water supply Fittings, extra.																		6/-	each person.	"					

MACFARLANE'S W. FOOT BASINS.

No.	1 Person.		2 Persons.		3 Persons.		4 Persons.		5 Persons.		6 Persons.		8 Persons.		10 Persons.		Cat. Page.								
	£	s.	d.	£	s.	d.	£	s.	d.	£	s.	d.	£	s.	d.	£		s.	d.						
1	1	9	3	2	8	3	3	13	9	4	18	6	6	5	0	7	6	3	9	17	0	12	8	0	63
Weight	c. q. l.		c. q. l.		c. q. l.		c. q. l.		c. q. l.		c. q. l.		c. q. l.		c. q. l.		c. q. l.		c. q. l.		c. q. l.		c. q. l.		
	0	3	24½	1	3	0½	2	3	7½	3	3	14½	4	3	21½	5	3	12	7	2	26	9	3	12½	
Water Supply Fittings, extra.																		6/-	each person.	"					

MACFARLANE'S CLOSETS AND BATHS.

Prices of Closets include for wood seats, but cistern, pull handle and supply pipe are not included. These can be supplied to particular requirements to order. Baths are as illustration and specification in price list, the prices varying according to the style of enamel and quality of the fittings.

In ordering, clearly state design number, size and quantity required, giving at the same time all necessary information about finish and fittings desired.

As 6 No. 39 Baths 5' 6" long x 1' 10" wide x 1' 7" deep clear inside measure, roll 2½" broad, enamelled white vitreous inside, and painted dark green outside, with white metal taps and fittings of best quality.

MACFARLANE'S WATER CLOSETS.

No.	Description.	Each.		Cat. Page.
		£ s. d.	Lbs.	
152	Wash Out Closet, for 1 person, including Polished Wood Seat and Spreader, . . . . .	3 1 0	108	64
153	Wash Out Closet, for 1 person, Roll Edge, without Seat, but including Spreader, . . . . .	1 1 0	80½	"
154	Wash Down Closet, for 1 person, including Polished Wood Seat and Spreader, . . . . .	3 1 0	115	"
	Extra for Porcelain Enamelling one shade inside and Japan Enamelling two shades outside, . . . . .	1 10 9	..	..
	Extra for Japan Enamelling one shade inside and two shades outside, . . . . .	1 1 9	..	..
	Extra for Japanning one shade inside and two outside, . . . . .	0 13 6	..	..

Illustrations and Prices of Plain Water Closets on application.

MACFARLANE'S BATHS.

No.	Size.	Durability Enamel	Vitreous Enamel.		Metallic Enamel.			Japanned	Painted	Cat. Page.
			White.	Grey or Green.	1st Qual.	2nd Qual.	3rd Qual.			
			Each. £ s. d.	Each. £ s. d.	Each. £ s. d.	Each. £ s. d.	Each. £ s. d.			
39	5' 0" x 1' 10" x 1' 7"	7 4 9	6 2 3	5 15 0	6 5 0	5 17 0	5 3 0	4 14 0	4 6 0	63
	Weight Lbs.	368	368	368	344	344	344	344	344	"
40	5' 6" x 1' 10" x 1' 7"	7 14 9	6 9 9	6 3 0	6 12 3	6 3 6	5 9 3	5 0 0	4 11 0	"
	Weight Lbs.	396	396	396	372	372	372	372	372	"
43	5' 4½" x 2' 3" x 1' 8"	6 19 0	5 14 0	5 7 3	5 16 0	5 7 9	4 13 3	4 4 0	3 15 3	"
	Weight Lbs.	356	256	356	332	332	332	332	332	"
56	5' 6" x 2' 0" x 1' 8"	8 15 6	7 7 3	7 1 0	7 6 3	6 17 9	6 3 0	5 14 0	5 5 0	"
	Weight Lbs.	488	488	488	464	464	464	464	464	"
57	6' 0" x 2' 0" x 1' 8"	9 5 0	7 13 3	7 6 9	7 13 0	7 4 3	6 9 0	5 19 3	5 10 0	"
	Weight Lbs.	544	544	544	520	520	520	520	520	"
60	5' 6" x 2' 0" x 1' 8"	10 5 6	8 16 3	8 9 0	8 13 6	8 4 6	7 9 9	7 1 0	6 11 9	"
	Weight Lbs.	593	593	593	479	479	479	479	479	"
61	6' 0" x 2' 0" x 1' 8"	10 18 9	9 3 9	8 17 0	9 1 3	8 12 0	7 17 3	7 7 0	6 18 3	"
	Weight Lbs.	546	546	546	522	522	522	522	522	"



MACFARLANE'S BATHS.—Continued.

No.	Size.	Porcelain Enamel.	Vitreous Enamel.			Metallic Enamel.			Japanned.	Patented.	Cat. Page.
			White.	Green.	Blue.	1st Qual.	2nd Qual.	3rd Qual.			
			Each.	Each.	Each.	Each.	Each.	Each.			
64	3' 6" x 2' 3" x 1' 8"	10 5 3 8	13 9 8	7 0	8 9 6	8 1 0	7 6 3	6 17 0	6 8 3	65	
	Weight Lbs.	503	503	503	479	479	479	479	479	"	
"	6' 0" x 2' 3" x 1' 8"	10 18 3 9	3 3 8	16 9 8	17 6 8	8 9 7	14 3 7	3 9 6	14 6	"	
	Weight Lbs.	546	546	546	522	522	522	522	522	"	
65	4' 6" x 2' 0" x 1' 4 1/2"	6 5 6 5	3 0 4	16 3 5	4 6 4	16 9 4	3 6 3	15 0 3	6 9	"	
	Weight Lbs.	295	295	295	271	271	271	271	271	"	
"	3' 0" x 2' 0" x 1' 4 1/2"	6 10 9 5	5 9 4	19 3 5	7 9 5	0 0 4	5 9 3	17 3 3	8 9	"	
	Weight Lbs.	326	326	326	302	302	302	302	302	"	
"	5' 6" x 2' 0" x 1' 4 1/2"	7 1 0	5 13 0	5 6 3	5 15 0	5 7 0	4 12 3	4 3 0	3 14 0	"	
	Weight Lbs.	359	359	359	335	335	335	335	335	"	
Glass Enamelled Traps, extra									7/8	"	
Price for Enamelling does not include Borders. See extra below.									"	"	
Extra for Borders									33/6	"	
Fittings can also be had of Brass with exposed parts Nickel-plated, of Gun-Metal or White-Metal to order.											

MACFARLANE'S STABLE FITTINGS AND HARNESS BRACKETS.

The prices of these are given per each item, and woodwork, tiles or clinkers are not included.

The fitting up of high-class stables is a specialty of ours, and we submit full schemes and prices on application. We have a very comprehensive range of designs to suit all classes of stables.

In ordering, state clearly the design number, size, and quantity required, giving a sketch plan of the interior of the stable building, showing positions and sizes of all doorways, windows, and heights to ceiling.

As | Complete Set of No. 4 and 24 Ironwork to suit Stable, 8 Stalls and 1 Loose Box as rough sketch plan, with all wall tiling, clinkers, woodwork, and stable drains.

MACFARLANE'S LOOSE BOXES.

Castings for No. 24 Loose Box prepared for, but exclusive of erection.

No.	Description.	Prepared for 12" Wood.			Prepared for 12" Wood.			Prepared for 2" Wood.			Cat. Page.
		£ s. d.	c. q. t.	£ s. d.	c. q. t.	£ s. d.	c. q. t.				
1	Wall Div. Base Rail 10' 1 1/2"	0 12	3 0	1 22	0 12	3 0	1 22	0 12	3 0	1 22	66
"	do. 12' 1 1/2"	0 13	6 0	1 22	0 13	6 0	1 22	0 13	6 0	1 22	"
3	Wall Div. Top Rail 10' 1 1/2"	0 13	9 0	2 14	0 13	8 0	1 22	0 13	9 0	2 14	"
"	do. 12' 1 1/2"	0 14	9 0	2 14	0 14	8 0	1 22	0 14	9 0	2 14	"
21	Div. Base Rail 10' 1 1/2" with Sp.	0 13	2 0	2 12	0 13	6 0	2 20	0 13	6 0	3 0	"
"	do. 12' 1 1/2" do.	0 14	3 0	2 15	0 14	6 0	3 5	0 14	6 0	3 15	"
"	Front Base Rail 6' 4" do.	0 10	6 0	1 17	0 10	6 0	1 23	0 10	8 0	2 1	"
"	do. 8' 4" do.	0 12	2 0	2 3	0 12	2 0	2 7	0 12	3 0	2 15	"
"	Wall Base Rail 10' 1 1/2"	0 12	3 0	1 22	0 12	3 0	1 22	0 12	3 0	1 22	"
"	do. 12' 1 1/2"	0 13	6 0	1 22	0 13	6 0	1 22	0 13	6 0	1 22	"

MACFARLANE'S LOOSE BOXES.—Continued.

No.	Description.	Prepared for 12" Wood.			Prepared for 12" Wood.			Prepared for 2" Wood.			Cat. Page.
		£ s. d.	c. q. t.	£ s. d.	c. q. t.	£ s. d.	c. q. t.				
22	Front Panel 6' 4"	2 12	6 2	0 3	2 12	6 0	2 3	2 12	9 2	2 1	66
"	do. 8' 4"	3 6	0 2	2 19	3 6	0 2	2 19	3 6	6 3	1 4	"
"	do. 10' 1 1/2"	3 13	6 3	0 23	3 13	6 3	0 23	3 14	6 3	3 23	"
"	do. 12' 1 1/2"	4 9	0 3	3 11	4 9	0 3	3 11	4 10	3 4	3 1	"
"	Door	10 18	3 2	3 22	10 18	3 3	0 15	10 18	9 3	1 26	"
23	Wall Div. Mid Rail 10' 1 1/2"	0 12	0 0	1 6	0 12	0 0	1 10	0 12	0 0	1 14	"
"	do. 12' 1 1/2"	0 12	8 0	1 6	0 12	8 0	1 10	0 12	8 0	1 14	"
24	Post 4" corner R.H.	1 15	3 1	2 13	"	"	"	"	"	"	"
"	do. 4 1/2" do.	"	"	1 17	0 1	2 21	"	"	"	"	"
"	do. 5" do.	"	"	"	"	1 19	0 1	3 24	"	"	"
"	do. 4" hinged L.H.	1 15	3 1	2 19	"	"	"	"	"	"	"
"	do. 4 1/2" do.	"	"	1 17	0 1	2 27	"	"	"	"	"
"	do. 5" do.	"	"	"	"	1 19	0 2	0 2	"	"	"
"	do. 4" striker on R.H.	1 17	6 1	2 13	"	"	"	"	"	"	"
"	do. 4 1/2" do.	"	"	1 19	3 1	2 21	"	"	"	"	"
"	do. 5" do.	"	"	"	"	2 1	3 1	3 24	"	"	"
"	Half Post 4"	0 17	10 0	3 0	"	"	"	"	"	"	"
"	do. 4 1/2"	"	"	1 0	0 0	3 15	"	"	"	"	"
"	do. 5"	"	"	"	"	1 1	9 1	0 14	"	"	"
"	Division Panel open 10' 1 1/2"	3 8	0 2	3 3	3 8	0 2	3 3	3 8	3 3	1 11	"
"	do. " 12' 1 1/2"	4 0	0 3	1 10	4 0	0 3	1 10	4 1	0 3	2 27	"
"	do. solid 10' 1 1/2"	4 3	9 3	2 21	4 3	9 3	2 17	4 4	6 4	0 4	"
"	do. " 12' 1 1/2"	4 19	6 4	0 27	4 19	6 4	0 15	5 0	0 4	2 10	"
"	Wall Top Rail 10' 1 1/2"	0 13	9 0	2 14	0 13	8 0	1 22	0 13	9 0	2 14	"
"	do. 12' 1 1/2"	0 14	9 0	2 14	0 14	8 0	1 22	0 14	9 0	2 14	"
"	Wall Mid Rail 10' 1 1/2"	0 12	0 0	1 6	0 12	0 0	1 10	0 12	0 0	1 14	"
"	do. 12' 1 1/2"	0 12	10 0	1 6	0 12	10 0	1 10	0 12	8 0	1 14	"

Tiles or Clinkers extra. Woodwork to order.

In the above prices the Boxes are assumed to be 10' 0" and 12' 0" square, and the designs are all arranged for combination with their respective stall designs.

MACFARLANE'S LOOSE BOX MANGERS AND HAYRACKS.

No.	Description.	Each.		Cat. Page.
		£ s. d.	c. q. t.	
24	Manger and Hayrack	3 6 0	2 1 8	66

Mangers Japanned, Galvanized or Porcelain Enamelled, to order.

MACFARLANE'S WALL RINGS.

No.	Description.	With Screw.		Bolt and Nut.		Lewis Bolt.		Cat. Page.
		Ring. 2"	Ring. 2 1/2"	Ring. 2"	Ring. 2 1/2"	Ring. 2"	Ring. 2 1/2"	
4	Japanned each	1/1	1/3	1/2	1/3	1/10	1/10	66
	Lbs. per doz.	12	13	13	14	16	17	"
"	Brass each	4/	5 4	4 5	5 6	4 10	6	"
	Lbs. per doz.	12	13	13	14	16	17	"



MACFARLANE'S SURFACE DRAINS AND TRAPS.

No.		Price.	Lbs.	yd.	Cat. Page
1	Surface Drain 4 $\frac{1}{2}$ "	5/6	56 $\frac{1}{2}$		66
"	do. 6"	7/10	79	"	"
"	do. Tee Piece 6" x 4 $\frac{1}{2}$ "	4/8	34	ea.	"
"	do. Clip 6"	10 $\frac{1}{2}$ d.	7 $\frac{1}{2}$	"	"
"	do. Stop-end 4 $\frac{1}{2}$ "	To order.	..	"	"
"	do. do. 6"	"	..	"	"
6	Drain Trap 10"	12/10	56	"	..

MACFARLANE'S HARNESS ROOM FITTINGS.—Japanned.

No.		Each.	Lbs.	Cat. Page			
51	Gentlemen's Saddle Bracket	5/2	4 $\frac{1}{2}$	66			
52	Ladies' do.	5/5	5	"			
53	Single Harness do.	3/6	1 $\frac{1}{2}$	"			
54	Single Harness Saddle Bracket	4/4	3 $\frac{1}{2}$	"			
55	Pad Bracket	2/1	1 $\frac{1}{2}$	"			
56	Driving Bridle Bracket	3/6	1 $\frac{1}{2}$	"			
57	do. do.	4/	3 $\frac{1}{2}$	"			
63	Riding Bridle Bracket	1/3	$\frac{1}{2}$	"			
64	do. do.	1/10	1 $\frac{1}{2}$	"			
65	Rein and Crupper Holder	9d.	$\frac{1}{2}$	"			
66	Bridle Hook	8d.	$\frac{1}{2}$	"			
67	Girth do.	8d.	$\frac{1}{2}$	"			
68	do. do.	10d.	$\frac{1}{2}$	"			
69	Bit or Stirrup Holder	9d.	$\frac{1}{2}$	"			
70	Broom Fork or Shovel Holder	10d.	$\frac{1}{2}$	"			
71	Harness Bracket	2/11	2 $\frac{1}{2}$	"			
72	Harness Swing Bracket	4/4	3 $\frac{1}{2}$	"			
		For	1	2	3	Whips	"
73	Whip Holder, Mahogany.	1/1	1/3	1/7	each.	"	
		Weight Lbs.	$\frac{1}{2}$	$\frac{1}{2}$	1	"	"
74	do. do. with Brass Horse Shoe	2/4	2/8	2/11	"	"	
		Weight Lbs.	1	1	1 $\frac{1}{2}$	"	"
"	do. do. do. Nickel do.	2/11	3/2	3/6	"	"	
		Weight Lbs.	$\frac{1}{2}$	1	1 $\frac{1}{2}$	"	"
		Each.	Lbs.	"	"	"	
75	Girth Stretcher	16/2	17 $\frac{1}{2}$	"	"		

Fittings can be supplied mounted with Leather or Mahogany to order.

MACFARLANE'S WATER TROUGHS.

These show the most modern forms of Water Troughs, and are a necessity in all places where cattle, horses or sheep are frequently gathered or passing.

In ordering, give the pattern number, size, and quantity required, stating clearly if supply apparatus is to be provided or not.

As 3 No. 25 Water Troughs 12' 0" long x 2' 0" wide x 1' 2" high with self-acting supply apparatus.

(Continued.)

MACFARLANE'S WATER TROUGHS.—Continued.

No.	Size.	Each.	£ s. d.	c. q. l.	Cat. Page	No.	Size.	Each.	£ s. d.	c. q. l.	Cat. Page
1	2' 0" x 1' 6" x 1' 0"	0 11	3 0	3 16	67	3	6' 0" x 2' 0" x 1' 4"	2 7	6 3 3 25		67
"	3' 0" x 1' 6" x 1' 0"	0 13	9 1	0 10	"	"	9' 0" x 2' 0" x 1' 4"	3 19	0 6 1 17	"	"
"	4' 0" x 1' 6" x 1' 0"	1 1	0 1	2 18	"	"	12' 0" x 2' 0" x 1' 4"	4 18	9 8 0 17	"	"
"	6' 0" x 1' 6" x 1' 0"	1 11	6 2	0 8	"	"	10' 0" x 2' 0" x 2' 6"	5 17	6 5 3 11	"	"
"	9' 0" x 1' 6" x 1' 0"	2 12	0 3	2 1	"	"	9' 0" x 2' 0" x 2' 6"	8 7	0 8 2 22	"	"
"	12' 0" x 1' 6" x 1' 0"	3 10	9 4	3 1	"	"	12' 0" x 2' 0" x 2' 6"	9 17	0 10 0 6	"	"
"	2' 0" x 2' 0" x 1' 4"	0 14	0 1	6 24	"	"	11' 5' 0"	15 1	0 9 3 0	"	"
"	3' 0" x 2' 0" x 1' 4"	1 3	3 2	0 0	"	"	6' 6"	29 7	0 17 0 14	"	"
"	4' 0" x 2' 0" x 1' 4"	1 12	9 3	0 0	"	23	1' 6" x 1' 6" x 1' 0"	0 10	2 0 2 16	"	"
"	6' 0" x 2' 0" x 1' 4"	2 2	3 3	2 10	"	"	1' 8" x 1' 3" x 1' 2"	0 10	4 0 2 12	"	"
"	9' 0" x 2' 0" x 1' 4"	3 13	9 6	0 14	"	"	2' 0" x 1' 8" x 1' 8"	0 14	6 1 1 0	67	"
"	12' 0" x 2' 0" x 1' 4"	4 13	6 7	3 14	"	"	2' 0" x 2' 0" x 2' 0"	1 1	9 1 3 26	"	"
3	2' 0" x 1' 6" x 1' 0"	0 15	8 1	0 14	"	"	3' 0" x 2' 0" x 2' 0"	1 8	6 2 2 7	"	"
"	3' 0" x 1' 6" x 1' 0"	0 18	6 1	1 8	"	"	4' 0" x 2' 0" x 2' 0"	2 1	0 3 2 6	"	"
"	4' 0" x 1' 6" x 1' 0"	1 5	9 1	3 16	"	"	6' 0" x 2' 0" x 2' 0"	3 1	0 5 1 14	"	"
"	6' 0" x 1' 6" x 1' 0"	1 16	3 2	1 6	"	24	4' 0" x 2' 0" x 1' 2"	2 7	3 2 3 17	"	"
"	9' 0" x 1' 6" x 1' 0"	2 16	9 3	2 27	"	"	6' 0" x 2' 0" x 1' 2"	3 4	9 3 3 13	"	"
"	12' 0" x 1' 6" x 1' 0"	3 16	0 4	3 27	"	"	9' 0" x 2' 0" x 1' 2"	4 14	3 6 0 24	"	"
"	2' 0" x 2' 0" x 1' 4"	0 19	3 1	2 11	"	25	6' 0" x 2' 0" x 1' 2"	2 19	6 3 1 25	"	"
"	3' 0" x 2' 0" x 1' 4"	1 8	6 2	1 15	"	"	9' 0" x 2' 0" x 1' 2"	4 9	3 5 0 11	"	"
"	4' 0" x 2' 0" x 1' 4"	1 17	9 3	1 15	"	"	12' 0" x 2' 0" x 1' 2"	5 18	9 6 3 10	"	"

Water Fittings, also Plugs for Nos. 1, 3 and 23 extra.

MACFARLANE'S URINALS AND TROUGH WATER CLOSETS.

These are made for any number of persons and to suit any particular position. The prices given in list, however, are for the structures exactly as illustration, wood-work where shown being included.

When ordering, clearly specify the design number, size, and the number of compartments required. If exactly as illustration describe them so, but if to be specially made to suit a particular position, give a dimensioned sketch of site and a rough indication of the internal arrangement preferred.

We send complete fitting-up plan and instructions for erection with each order.

As 2 No. 7 Trough Water Closet Ranges for 5 persons 10' 7" x 4' 4 $\frac{1}{2}$ " x 7' 9" exactly as Catalogue illustration.

MACFARLANE'S URINALS.

No.	4 Person.	2 Persons.	3 Persons.	4 Persons.	5 Persons.	6 Persons.	8 Persons.	10 Persons.	Cat. Page
	£ s. d.	£ s. d.	£ s. d.	£ s. d.	£ s. d.	£ s. d.	£ s. d.	£ s. d.	
4a	4 15 0	7 15 0	10 11 0	14 3 3	16 11 3	18 16 0	24 13 0	30 17 3	68
4b	5 18 0	9 5 0	12 5 3	16 3 0	18 15 6	21 7 0	27 15 0	34 11 6	"
	c. q. l.	c. q. l.	c. q. l.	c. q. l.	c. q. l.	c. q. l.	c. q. l.	c. q. l.	
4a	5 1 4	8 1 6	11 1 3	14 1 13	17 2 1	20 1 12	26 1 0	32 1 6	..
4b	5 2 14	8 2 23	11 3 1 $\frac{1}{2}$	14 3 1 $\frac{1}{2}$	17 3 10	20 3 18	26 3 14	32 3 27	..

Lanterns and Gas Fittings, extra.



MACFARLANE'S TROUGH WATER CLOSETS.

No.	1 Person.		2 Persons.		3 Persons.		4 Persons.		5 Persons.		6 Persons.		8 Persons.		10 Persons.		Cat. Page.
	£	s. d.	£	s. d.	£	s. d.	£	s. d.	£	s. d.	£	s. d.	£	s. d.	£	s. d.	
7A	10	13 0	16	11 3	22	10 0	28	4 9	34	5 6	40	14 0	51	9 3	62	12 6	69
7B	13	5 3	19	14 6	26	7 3	32	7 0	38	19 6	46	10 0	64	19 3	70	10 0	"
9	9	13 9	14	19 0	21	0 0	25	7 6	30	7 9	35	19 9	45	13 9	55	10 3	"
		c o l.	c o l.	c o l.	c o l.	c o l.	c o l.	c o l.	c o l.	c o l.	c o l.	c o l.	c o l.	c o l.	c o l.	c o l.	
7A	11	1 14	18	0 29	24	3 21	32	0 18	39	1 7	45	2 8	59	1 2	71	1 0	..
7B	12	1 14	19	1 16	26	1 7	33	2 27	41	0 8	46	2 16	61	2 17	73	3 26	..
9	9	2 14	15	1 22	21	0 21	27	1 21	33	2 14	38	3 15	50	3 1	60	2 23	..

Water and Gas Fittings and Lanterns, extra.

MACFARLANE'S PATENT FOOTREST DRY PAN CLOSETS.

No.	Description.	Each.		Cat. Page.
		£	s. d.	
200	Fit 12 Person with No. 181 Sd Pan to be removed from Sweepers Passage.	130	17 0	52 0 17
201	" " 182 " " " "	132	5 0	52 0 17
202	" " 183 " " " "	143	7 0	52 2 21

Gutters and Pipes, extra.

SECTION V—LAMP PILLARS, &c.  
FOR GAS, ELECTRICITY, OIL, &c.

MACFARLANE'S LAMP PILLARS.

The prices of Lamp Pillars include the batts indicated on the illustration, and which are ragged to be suitable for either brick, concrete or stone. We include with these Lamp Pillars the cradle necessary for fixing the Lantern, but only when we provide the Lanterns. Gas tubes, fittings, burners, cocks or mantles are not included in our prices. Flanges or tail pieces on bottom of Lamp Pillars are extra to the list prices, but can be cast on to order. Lanterns shown in illustrations are not included in price, but are priced separately.

In ordering, clearly specify the design number, height and quantity required, stating if with batts, flange or tail piece at bottom, and the pattern number and size of the lantern, if the latter are to be included in the order. Also state if for gas, incandescent gas, oil or electricity, and if we are to provide fittings, carefully specify those, while in the case of oil state kind of oil to be used, and if we are to provide the complete oil lamps with wicks and funnels.

As 6 No. 10 Lamp Pillars 9' 6" high, batts on bottom, No. 201 Lantern 14" on top, prepared for burning colza oil, with duplex lamp, wick and funnel.

No.	Size.	Each.		Cat. Page.	No.	Size.	Each.		Cat. Page.	
		£	s. d.				£	s. d.		
1	6' 0"	1	13 9	1 2 7	75	6	2' 11"	2	1 0 6	73
"	7' 0"	1	17 6	1 3 0	"	"	3' 9"	1	15 3 0	3 10
"	8' 6"	2	2 3	1 3 14	76	"	3' 11"	2	4 0 1 0	26
"	9' 6"	2	7 3	2 0 7	"	10	6' 0"	1	5 6 1 0	14
2	10' 4"	2	17 9	2 2 9	77	"	7' 0"	1	8 6 1 1	7
4	19' 0" 4 lights	52	9 6	29 1 7	79	"	8' 6"	1	11 3 1 1	21
5	19' 0" 5 "	57	12 6	31 0 17	"	"	9' 6"	1	14 3 1 2	7
6	2' 9"	1	12 0	0 2 24	73	"	10' 0"	2	6 0 2 1	21

MACFARLANE'S LAMP PILLARS.—Continued.

No.	Size.	Each.		Cat. Page.	No.	Size.	Each.		Cat. Page.	
		£	s. d.				£	s. d.		
10	10' 6"	2	7 6	2 3 26	77	44	4' 8"	1	15 0 0 3 22	72
11	2' 1"	1	8 9	0 2 9	72	51	6' 8"	7	11 9 3 3 1	75
16	3' 8"	1	7 6	0 3 15	75	"	9' 7"	8	2 9 5 1 19	76
"	4' 8"	1	10 3	1 0 1	"	57	4' 0"	9	12 0 5 2 6	74
"	6' 5"	1	12 6	1 0 15	"	"	5' 0"	10	8 0 5 2 21	"
18	1' 9"	1	9 3	0 2 1	72	59	14' 3" 3 lights	42	1 0 13 0 7	78
"	2' 9"	1	10 9	0 2 3	73	62	2' 5 1/2"	1	1 6 0 2 22	73
"	3' 9 1/2"	1	12 0	0 2 6	"	"	2' 6"	1	2 0 0 3 8	"
"	4' 6 1/2"	1	13 6	0 2 9	74	"	3' 5 1/2"	1	6 6 0 3 13	"
30	10' 6"	6	16 0	5 1 22	77	"	3' 6"	1	7 0 1 0 3	"
"	15' 0"	8	13 0	6 1 29	"	"	3' 8" 3 lights	3	0 0 1 1 25	74
32	6' 9"	16	5 0	6 3 6	75	"	4' 3"	1	12 6 1 0 1	"
"	9' 9"	31	15 0	13 3 6	78	"	4' 6"	1	13 6 1 0 15	"
"	12' 0"	35	12 9	16 1 4	"	"	4' 10" 3 lights	3	15 9 1 2 21	"
34	3' 7 1/2"	0	14 6	0 1 8	73	63	2' 7"	2	5 9 1 1 29	73
"	4' 4 1/2"	0	16 6	0 1 16	74	77	1' 9"	6	10 0 0 1 29	72
35	1' 6"	2	7 9	0 3 27	72	79	2' 1"	1	15 0 0 2 5	"
"	2' 3"	2	10 6	1 0 7	"	81	1' 9"	6	14 0 0 0 26	"
"	3' 1"	2	12 0	1 0 12	"	84	1' 9"	1	1 9 0 1 8	"
42	1' 6"	1	1 6	0 2 3	"	"	2' 2"	1	5 6 0 1 17	"
44	1' 5"	0	19 3	0 1 18	"	"	3' 0"	1	11 0 0 1 22	"
"	1' 8"	1	1 8	0 2 2	"	93	2' 9"	2	18 6 1 0 6	73
"	2' 9"	1	9 6	0 2 15	"	"	9' 6"	8	8 3 6 1 0	76
"	3' 7"	1	11 6	0 3 8	"	95	2' 10"	6	10 3 0 1 10	73

Tail Piece

To order

Water or Meter Compartment with or without Dog Trough

Lanterns priced separately. See pages 30 and 31.

MACFARLANE'S ELECTRIC LAMP PILLARS FOR INCANDESCENT LIGHTING.

No.	Size.	Each.		Cat. Page.	No.	Size.	Each.		Cat. Page.	
		£	s. d.				£	s. d.		
1	6' 0"	2	1 9	1 2 9	75	10	7' 0"	1	16 6 1 1 9	75
"	7' 0"	2	5 11	1 3 2	"	"	8' 6"	1	19 6 1 1 23	"
"	8' 6"	2	10 6	1 3 16	76	"	9' 6"	2	2 6 1 2 9	76
"	9' 6"	2	15 9	2 0 9	"	"	10' 0"	2	13 3 2 1 23	77
2	10' 4"	3	11 3	2 2 9	77	"	10' 6"	2	16 0 3 0 0	"
4	19' 0" 4 lights	52	12 3	29 1 10	79	11	9' 1"	1	12 9 0 2 11	72
5	19' 0" 5 "	57	14 3	31 0 21	"	16	3' 8"	1	11 3 0 3 20	75
6	2' 9"	1	16 0	0 2 25	73	"	4' 8"	1	14 6 1 0 6	"
"	2' 11"	2	5 9	1 0 12	"	"	6' 5"	2	2 9 1 0 20	"
"	3' 9"	1	19 3	0 3 10	"	18	1' 9"	1	11 3 0 2 1	72
"	3' 11"	2	8 3	1 0 26	"	"	2' 9"	1	13 0 0 2 3	73
10	6' 0"	1	13 9	1 0 16	75	"	3' 9 1/2"	1	14 0 0 2 7	"



MACFARLANE'S ELECTRIC LAMP PILLARS FOR INCANDESCENT LIGHTING.—  
Continued.

No.	Size.	Each.	c q t	Cat. Page.	No.	Size.	Each.	c q t	Cat. Page.
18	4' 6"	1 15 6	0 2 10	74	57	5' 0"	10 18 0	5 2 21	74
30	10' 6"	7 8 0	5 1 24	77	59	14' 3" 3 lights	44 8 0	15 3 3	78
2	6' 9"	16 17 3	6 3 5	75	62	2' 5 1/2"	1 6 6	0 2 24	73
12	9' 9"	32 12 3	13 3 5	78	63	2' 6"	1 8 9	0 3 10	"
34	12' 0"	37 3 6	16 1 4	73	64	3' 5 1/2"	1 12 6	0 3 15	"
4	4' 4"	0 19 6	0 1 17	74	65	3' 6"	1 15 9	1 0 5	"
25	1' 0"	2 10 9	1 0 1	72	66	3' 8"	4 6 3	1 2 14	74
2	2' 3"	2 12 6	1 0 9	"	67	4' 3"	1 18 6	1 0 3	"
3	3' 1"	2 15 9	1 0 14	"	68	4' 6"	2 1 0	1 0 17	"
42	1' 6"	1 8 6	0 2 4	"	69	4' 10"	4 17 9	1 3 10	"
44	1' 5"	1 8 6	0 1 20	"	70	2' 7"	2 12 9	1 1 20	73
1	1' 8"	1 10 9	0 2 4	"	71	1' 9"	1 8 0	0 1 23	72
2	2' 9"	1 18 3	0 2 19	"	72	2' 1"	1 19 0	0 2 7	"
3	3' 7"	2 1 6	0 3 12	"	73	1' 9"	0 14 9	0 0 27	"
4	4' 8"	2 4 0	0 3 26	"	74	1' 9"	1 6 3	0 1 10	"
51	6' 8"	8 3 0	3 3 1	75	75	2' 2"	1 10 9	0 1 19	"
1	9' 7"	8 14 6	5 1 19	76	76	3' 0"	1 15 9	0 1 24	"
57	4' 0"	10 1 3	5 2 7	74	77	2' 9"	3 9 0	1 0 9	73
	Extra for door.				78	9' 6"	9 1 0	6 1 3	76
	Tail Piece				79	2' 10"	1 4 0	0 1 11	73
	Water or Meter Compartment, with or without Dog Trough						1 0 3	..	..
	Lanterns priced separately. See pages 30 and 31.							To order	..

MACFARLANE'S LAMP BRACKETS.

The prices for these include for all as illustration, but exclusive of Lantern, which is priced separately. We include with Bracket the necessary batts cast on, but bolts are not so included. Where gas tube is necessarily cast into the bracket it is included in the price of same, but otherwise it is not. We also include with these Brackets the cradle for fixing the Lantern, but only when the order includes the Lanterns. Burners, cocks, fittings, mantles, &c., are extra, and are not included in our price.

In ordering, clearly specify the design number, projection, and quantity required, stating the nature and material of the wall, and if Lanterns are included in the order give the design number and size, stating if for gas, incandescent gas, oil or electricity. If we are required to provide the necessary fittings for these, carefully specify those, while in the case of oil state kind of oil to be used, and if we are to provide the complete oil lamps with wicks and funnels.

As 3 No. 66 Lamp Brackets 2' 9" projection, with No. 204 Lanterns 14", with necessary bolts to fix to 18" brick wall—incandescent gas, but no fittings to be supplied.

(Continued.)

MACFARLANE'S LAMP BRACKETS.—Continued.

No.	Size.	Each.	c q t	Cat. Page.	No.	Size.	Each.	c q t	Cat. Page.
14	2' 8"	1 18 6	1 0 24	..	55	1' 9"	0 17 4	0 1 13 1/2	80
1	3' 0"	2 11 0	2 0 6	..	56	2' 7"	1 0 2	0 1 21	..
2	3' 4"	3 3 9	2 1 20	81	57	3' 0"	1 2 6	0 2 14 1/2	..
10	2' 0"	1 3 6	0 1 19	80	58	3' 5"	1 7 0	0 3 6	..
1	2' 7"	1 6 9	0 1 19	..	59	3' 7"	1 9 3	0 3 18	..
30	1' 6"	1 5 9	0 1 19	80	60	3' 8"	1 12 6	0 3 24	81
1	2' 0"	1 9 9	0 3 12	..	61	2' 9"	2 5 6	1 0 26	80
1	2' 6"	1 12 3	1 0 18	..	62	3' 2"	3 2 9	1 2 9	..
53	2' 0"	1 15 3	0 3 12	80	63	3' 7"	3 17 3	2 2 15	81
1	2' 6"	2 1 9	1 2 2	..	64	4' 0"	4 15 9	2 3 21	..

Lanterns priced separately. See pages 30 and 31.

MACFARLANE'S LAMP BRACKETS FOR INCANDESCENT LIGHTING.

No.	Size.	Each.	Lbs.	Cat. Page.	No.	Size.	Each.	Lbs.	Cat. Page.
14	2' 8"	31/6	133	..	55	1' 9"	24/	43	80
1	3' 0"	44/6	227	..	56	2' 7"	26/9	50	..
2	3' 4"	56/	268	81	57	3' 0"	26/6	76	..
19	2' 0"	30/0	47	80	58	3' 5"	30/	90	..
1	2' 7"	34/	52	..	59	3' 7"	32/6	102	..
39	1' 0"	32/6	49	80	60	3' 8"	35/3	109	81
1	2' 0"	37/6	98	..	61	2' 9"	48/3	135	80
1	2' 6"	40/	128	..	62	3' 2"	58/6	177	..
53	2' 0"	28/3	93	80	63	3' 7"	74/	294	81
1	2' 6"	35/9	166	..	64	4' 0"	92/3	330	..

Lanterns priced separately. See pages 30 and 31.

MACFARLANE'S LAMP ARCHES AND PENDANTS.

Prices do not include Lanterns, these being priced separately.

In ordering, clearly specify design number, size, and quantity required, also stating with or without lantern. If required with different lantern to that shown, give number and size of same.

As 3 No. 87 Lamp Pendants 6' 0" with No. 234 Lanterns 21" for gas—no fittings.

No.	Size.	Each.	Lbs.	Cat. Page.	No.	Size.	Each.	Lbs.	Cat. Page.
36	4' 0"	28/6	37	83	54	7' 11"	117/0	270	82
40	7' 1"	100/	224	82	55	9' 5"	149/9	307	"
40	3' 6"	54/3	73	83	56	12' 8"	206/9	760	"
1	4' 6"	56/	77	..	57	4' 0"	26/	56	83
54	5' 7"	94/3	151	82	58	4' 0"	..	..	..

Lanterns priced separately. See pages 30 and 31.



MACFARLANE'S LAMP ARCHES AND PENDANTS FOR INCANDESCENT LIGHTING.

No.	Size.	Each.	Lbs.	Cat. Page.	No.	Size.	Each.	Lbs.	Cat. Page.	No.	Size.	Each.	Lbs.	Cat. Page.
36	4' 0"	22/3	33½	83	54	7' 11"	122/9	267	82	70	4' 0"			
46	7' 1"	95/6	221½	82		9' 5"	154/9	364			Bracket 1 way	39/3	95½	83
49	3' 6"	50/	70	83		12' 8"	215/9	757		87	6' 0"	82/6	235½	
	4' 6"	51/	74		70	4' 0"				89	4' 0"	15/4	27	
54	5' 7"	97/6	37	82		Bracket 1 way	25/3	33½	83					

Lanterns priced separately. See pages 30 and 31.

MACFARLANE'S LANTERNS.

Prices for Lanterns include all as shown on illustration, tin or copper framed, with sheet glass panes, door for access when not merely a globe, and in the case of lanterns for gas a lighting hole.

In ordering, give pattern number, size, and quantity required, stating whether for gas, incandescent gas, oil, or electricity.

As 3 No. 219 Lanterns 20" for electricity—copper framed.

No.	Size.	Tin.		Copper.		Cast Iron.		Cat. Page.	No.	Size.	Tin.		Copper.		Cast Iron.		Cat. Page.	
		Each.	Lbs.	Each.	Lbs.	Each.	Lbs.				Each.	Lbs.	Each.	Lbs.	Each.	Lbs.		
201	14"	26/6	24	41/6	25			84	209	14"	55/	32	72/3	30				84
	15"	28/3	24	44/3	25					15"	57/3	32	75/	30				
	16"	31/	26½	46/6	29					16"	59/3	32	78/9	30				
202	14"	33/3	26	55/6	26½					18"	63/	38	80/3	34½				
	15"	37/9	26	58/3	26½					20"	66/3	38	86/3	34½				
	16"	40/	27½	61/6	30				210	15"	98/6	34	124/6	32				
	18"	49/9	34½	75/3	41½					20"	106/3	42	132/6	41	103/6	118	84	
203	14"	51/6	27	80/	28			84	211	14"	68/	32	90/6	30				
	16"	53/9	27	86/6	31					15"	69/6	32	92/9	30				
	18"	56/3	35½	93/	36½					18"	81/	40	103/9	37				
	20"	59/9	35½	95/9	36½					20"	84/	41	109/9	38				
204	14"	68/	36	98/	37				212	14"	80/6	31	102/9	29				
	16"	76/3	40½	113/6	44					16"	87/3	32	112/6	30				
	18"	87/0	49½	126/6	50½					18"	97/	40	128/6	37				
	20"	96/3	51½	136/6	52½				213	14"			32/9	13				
205	14"	68/	34	104/9	36½					15"			38/9	14				
	16"	75/3	35	108/6	40					16"			42/9	17				
	18"	79/9	41½	115/9	46				214	14"	53/9	28	71/	30				
206	14"	61/9	38	107/	38½					15"	56/3	34	75/3	36				
	16"	66/9	41	110/9	41½					16"	61/	32	81/3	34				
	18"	73/6	48	126/6	47½				215	14"	55/	29	72/3	30				
207	20"	88/	40	118/6	41	88/3	74			15"	57/6	35	75/3	36				
208	14"	48/3	23½	64/3	23½	48/3	26			16"	61/	33	83/	35				
	16"	52/3	24	68/3	24	50/6	27½		216	16"			80/	23				
	18"	58/6	34	76/3	33	53/	35			18"			88/0	26				
	20"	65/9	35	85/3	34	61/9	36			24"			139/6	33				

MACFARLANE'S LANTERNS.—Continued.

No.	Size.	Tin.		Copper.		Cast Iron.		Cat. Page.	No.	Size.	Tin.		Copper.		Cast Iron.		Cat. Page.
		Each.	Lbs.	Each.	Lbs.	Each.	Lbs.				Each.	Lbs.	Each.	Lbs.	Each.	Lbs.	
217	16"			55/6	10			72	223	18"	63/9	30	78/9	30			76
218	12"			28/9	8½				224	14"	45/9	18	57/3	18½			
	14"			33/3	9½					16"	48/3	21	63/3	21			
	18"			51/	10					18"	57/3	26	77/3	26			75
	24"			118/3	21				226	14"	48/3	16	62/3	16½			
219	12"	27/9	12½	35/	12			80		16"	51/6	21	65/	21			
	14"	32/	13	41/	12½					18"	55/	27	70/6	27			81
	16"	36/	17	46/6	16½				227	16"	54/3	26	70/6	26			83
220	14"	53/9	16	73/3	17			80	229	12"	63/3	28	88/9	28			
	16"	55/	16½	75/6	18			72		14"	68/	28	90/6	28			86
	18"	63/9	20½	88/0	23			82		16"	71/6	30	92/9	30			
221	14"	56/	16	75/6	17½			72	230	16"			129/	74			
	16"	58/3	19	80/	20					18"			135/6	79			
	18"	70/	25	96/0	27					20"			133/	104			78
222	14"	46/6	23	57/3	21½			73		24"			171/9	131			
	16"	50/6	26	61/	24			74	232	18"			174/6	90			79
	18"	56/	32	71/	31			73		27"			244/6	203			
223	14"	48/3	21½	62/3	22				234	24"					242/3	193	83
	16"	52/9	25	68/	26			75									

Any Lantern prepared for Incandescent Electric Light or Oil, 5/ extra.

Fixings to Pillars, Brackets, &c., extra.

MACFARLANE'S ELECTRIC LIGHT PILLARS FOR ARC LIGHTING.

The parts included in the list prices for Electric Light Pillars are specified. Doors are extra. They can also be had with other fixings, such as flanges, at an extra cost. Coat of Arms, Monogram or Crest cast on door or base is extra. All gearing where required is extra.

In ordering, give pattern number, height, and quantity required, clearly stating size of door, tail piece, and pattern number of Carrier or Bracket. If with gearing give careful description.

As 2 No. 281 E. L. Pillars with No. 220<sup>B</sup> Carrier 22' 0" to centre of arc—3' 6" tail piece, 8" x 1' 3½" door.

No.	Height to Cap.	Tail Piece.	Prepared for and fitted with	Each.		Cat. Page.
				£	s. d.	
230	20' 0"	3' 6"	No. 166 <sup>B</sup> bracket 3' 9" No. 145 lantern arm and hood	16	13 9 18	2 23 87
	22' 0"	4' 0"	" 166 <sup>B</sup> " " 145 " "	17	17 3 19	3 15 "
231	20' 0"	4' 0"	No. 327 <sup>B</sup> Bracket 2 ways	54	3 9 39	3 22 90
	20' 0"	4' 0"	" 327 <sup>B</sup> " 4 "	72	5 9 43	3 1 "
232	20' 0"	4' 0"	" 455 <sup>B</sup> Bracket 3' 6"	9	11 0 6	0 6 88
237	20' 0"	3' 6"	" 325 <sup>B</sup> " 3' 0"	14	6 6 17	2 17 87
	22' 0"	4' 0"	" 325 <sup>B</sup> "	19	8 0 17	3 25 86
238	17' 6"	3' 0"	" 223 <sup>B</sup> Carrier	20	3 6 19	0 25 "
	19' 6"	3' 6"	" 223 <sup>B</sup> "			



MACFARLANE'S ELECTRIC LIGHT PILLARS FOR ARC LIGHTING.—Continued.

No.	Height to		Inch.	Prepared for and fitted with	Each.		Cat. Page	
	Cap.	Centre of Arc.			£	s. d.		
140E	20' 0"	3' 6"	No. 334E Bracket 3' 6"	No. 321E Incand. Bkt.	18	0 3	21 0 17	88
"	22' 0"	4' 0"	" 334E "	" 321E "	19	3 0	21 3 17	"
141E	20' 0"	3' 6"	" 335E Bracket 4' 0"		17	3 0	20 3 7	"
"	22' 0"	4' 0"	" 335E "		17	19 6	21 2 18	"
151E	17' 6"	20' 0"	3' 0"	" 220E Carrier	16	13 6	15 1 21	80
"	19' 6"	22' 0"	3' 6"	" 220E "	17	6 6	16 0 21	"
156E	17' 6"	20' 0"	3' 0"	" 169E "	13	13 9	13 2 14	85
"	19' 6"	22' 0"	3' 6"	" 169E "	14	9 3	14 2 14	"
157E	17' 6"	20' 0"	3' 0"	" 168E " No. 245E Incand. Bkt.	18	12 0	15 0 1	"
"	19' 6"	22' 0"	3' 6"	" 168E " " 245E " "	19	7 3	16 0 1	"
158E	17' 6"	20' 0"	3' 0"	" 169E " " 316E " "	14	10 6	13 2 10	80
"	19' 6"	22' 0"	3' 6"	" 169E " " 316E " "	14	18 9	14 0 2	"
159E	20' 0"	3' 6"	" 204E Bracket 3' 0"		19	6 3	16 3 13	89
"	22' 0"	4' 0"	" 204E " 3' 0"		20	6 6	17 3 13	"
160E	20' 0"	3' 6"	" 208E " No. 247E Incand. Bkt.		19	14 3	18 1 10	"
"	22' 0"	4' 0"	" 208E " " 247E " "		20	19 3	19 2 3	"
161E	26' 0"	28' 5"	4' 6"	" 171E Carrier 2 ways	63	7 0	50 3 15	90
167E	20' 0"	3' 6"	" 163E Bracket 3' 0"		15	13 6	16 2 16	87
"	22' 0"	4' 0"	" 163E " 3' 0"		16	8 9	17 2 16	"
177E	17' 6"	20' 0"	3' 0"	" 211E Carrier No. 319E Incand. Bkt.	22	9 6	16 3 26	85
"	19' 6"	22' 0"	3' 6"	" 211E " " 319E " "	23	6 0	17 3 26	"
178E	17' 6"	20' 0"	3' 0"	" 332E " " 323E " "	20	19 0	20 1 16	86
"	19' 6"	22' 0"	3' 6"	" 332E " " 323E " "	21	11 6	21 1 17	"
180E	20' 0"	3' 6"	" 350E Bracket 4' 2"		75	1 3	32 0 9	89
"	22' 0"	4' 0"	" 350E " 4' 2"		76	6 9	33 0 23	"
281E	18' 0"	2' 6"	" 220E Carrier		14	17 0	14 2 7	"
"	17' 6"	20' 0"	3' 0"	" 220E "	15	6 3	15 0 7	85
"	19' 6"	22' 0"	3' 6"	" 220E "	15	19 6	15 3 19	"
308E	20' 0"	3' 6"	" 313E Bracket 3' 6"	No. 320E Incand. Bkt.	27	11 0	24 0 10	89
"	22' 0"	4' 0"	" 313E " " 320E " "		28	8 3	24 2 10	"
336E	20' 0"	4' 0"	" 326E " 2 ways		56	0 3	36 0 24	90
"	20' 0"	4' 0"	" 326E Bracket 4 ways		76	3 6	39 0 3	"

Extra for any door

Coats of Arms, Devices or Monograms, extra.

Lamps and Fittings not included in price.

MACFARLANE'S TAIL PIECES FOR E. L. PILLARS.

	Bases up to 1' 3" dia.		Bases up to 2' 6" dia.		Bases over 2' 6" dia.		Cat. Page	
	£	s. d.	£	s. d.	£	s. d.		
3' 6" long—cast on	1	14 6	3	1 0	1	17 0	3 2 0	87
4' 0" " — " "	2	1 9	3	3 0	2	3 6	4 0 0	"
3' 6" " —fitted on No. 178E Pillar 1' 3 1/2" base	2	5 9	3	1 20				86
4' 0" " — " " " " " "	2	9 9	3	3 21				"

Other sizes to order.

SECTION VI.—BRACKETS, COLUMNS, &c.  
ARCHITECTURAL, ENGINEERING AND GENERAL.

MACFARLANE'S BRACKETS, SPANDBRILS, &c.

These Brackets and Spandrils having illustration showing screw-holes through borders, or with swellings with screw-holes through them, are supplied in this manner at the prices given in the list. Where not so shown, any fixings that may be required are extra to the list price. Larger Brackets are often wanted with pocket for bolt at top, and batt at bottom of back border, and with snags for screwing to wood or iron along the top border. These and any other special fixings to suit particular requirements are extra.

In ordering, carefully specify the design number, size, and quantity required, giving particulars of the fixings which are wanted.

As to No. 87 Brackets 4' 0" x 3' 3", pocket for bolt and batt at bottom of back border, and with snags for screwing to wood along top border.

MACFARLANE'S BRACKETS.

No.	Proj. x Height.	Each.	Lbs.	Cat. Page	No.	Proj. x Height.	Each.	Lbs.	Cat. Page
5	7" x 0"	1/6	3	..	41	2' 5 1/2" x 1' 4"	10 3	58	93
"	9" x 1' 0"	1/9	5 1/2	..	43	3' 1" x 1' 6"	12 8	63	..
"	1' 0" x 1' 3"	2/1	8	92	"	4' 0" x 1' 6"	16	78	94
"	1' 3" x 1' 6"	2/8	12	"	47	3' 11" x 1' 6 1/2"	26 6	178	"
6	7" x 0"	1/6	3 1/2	..	51	4' 1 1/2" x 4' 5"	32	117	"
"	9" x 1' 0"	1/9	6	..	52	2' 4" x 2' 4"	11 6	39	93
"	1' 0" x 1' 3"	2/1	8	92	53	2' 6" x 2' 4"	12 6	40	"
"	1' 3" x 1' 6"	2/8	11	"	"	3' 3" x 3' 0"	20 6	89	..
7	7" x 7"	1/6	3	..	"	4' 0" x 3' 5"	35 6	102	94
"	1' 0" x 1' 0"	4/2	8	92	60	1' 1 1/2" x 1' 3 1/2"	4 3	8	92
14	11 1/2" x 8"	2/4	10	"	63	2' 3" x 1' 11"	8 8	35	93
15	11 1/2" x 8 1/2"	1/7	6	"	68	1' 0" x 1' 2"	6 3	13	92
17	1' 1" x 1' 2"	2/6	8 1/2	"	"	1' 6" x 1' 8"	9 8	24	..
19	1' 2" x 1' 2"	3/6	13	"	"	1' 9 1/2" x 2' 3"	13 6	45	..
23	1' 3 1/2" x 1' 5 1/2"	4/11	8	"	69	1' 0" x 1' 2"	5 9	9	92
24	1' 4" x 1' 4"	4/5	11	"	"	1' 6" x 1' 8"	9	21	..
26	1' 0" x 1' 8"	6/4	24	"	"	1' 10" x 2' 3"	13 2	36	..
"	1' 6" x 3' 0"	11	60	..	70	1' 0" x 1' 2"	6	11	92
37	2' 2 1/2" x 2' 2 1/2"	11	56	93	"	1' 6" x 1' 9 1/2"	9 2	22	..
"	2' 6" x 2' 6"	11 8	64	"	"	2' 1" x 2' 4"	13 2	40	..
38	2' 4" x 9"	4/7	20	"	"	2' 3" x 2' 8"	13 9	47	93
39	2' 3 1/2" x 9 1/2"	5/3	26	"	75	1' 3 1/2" x 1' 0 1/2"	4	10	92
40	2' 5" x 2' 5"	10/3	56	"	76	1' 3 1/2" x 1' 0 1/2"	3 8	8	"



## MACFARLANE'S BRACKETS.—Continued.

No.	Proj. × Height.	Each.	Lbs.	Cat. Page.	No.	Proj. × Height.	Each.	Lbs.	Cat. Page.
85	1' 1½" × 1' 1½"	4/10	4	92	146	2' 0" × 1' 4"	5/6	18	..
"	1' 6¼" × 1' 6¼"	6/10	7½	..	"	2' 5¼" × 1' 8"	7/9	23	93
"	1' 11½" × 2' 0"	10/8	14	..	"	2' 10½" × 2' 0"	10/4	41	..
"	2' 8" × 2' 8"	15/9	32	..	152	3' 10" × 2' 6"	19/10	80	94
87	2' 0" × 1' 9"	9/8	16	..	160	4' 0" × 1' 7"	14/	74	..
"	3' 6" × 3' 6"	29/6	92½	..	192	6½" × 1' 6½"	1/3	2½	..
"	4' 0" × 3' 3"	23/3	126	94	"	9½" × 1' 6½"	2/	6	..
"	4' 9½" × 4' 0"	36/9	217½	..	"	1' 0½" × 2' 0½"	3/6	12	92
95	1' 2" × 1' 9½"	5/4	7½	92	196	1' 0" × 2' 6"	6/2	29	..
97	1' 0" × 1' 0"	2/11	6	..	198	1' 0½" × 1' 6"	3/6	13	..
110	6" × 6"	8½d.	½	..	199	1' 1" × 3' 0½"	13/3	56	..
"	9" × 9"	10½d.	1½	..	200	1' 1½" × 2' 2½"	8/10	31	..
"	1' 0" × 1' 0"	1/1	2½	92	201	1' 2" × 1' 0"	6/	11	..
"	1' 3" × 1' 3"	1/7	4½	..	"	1' 9½" × 1' 6"	9/2	22	..
"	1' 6" × 1' 6"	2/2	7½	..	"	2' 4" × 2' 1"	13/2	40	93
114	1' 1" × 1' 1"	4/6	10	92	207	1' 2" × 1' 0"	5/9	9	92
121	1' 0" × 1' 0"	3/5	3	..	"	1' 8" × 1' 6"	9/	21	..
125	2' 0" × 2' 2"	18/	166	93	"	2' 3" × 1' 10"	13/2	36	93
137	1' 2" × 7"	2/11	5½	92	209	1' 9" × 2' 0"	9/8	16	..
142	1' 0½" × 6½"	1/3	2½	..	"	3' 0" × 3' 0"	29/6	92½	..
"	1' 6½" × 9½"	2/	6	..	"	3' 3" × 4' 0"	23/3	126	..
"	2' 0½" × 1' 0½"	3/6	12	..	"	4' 0" × 4' 9½"	36/9	217	94
144	2' 6" × 3' 3"	72/6	539	93	215	2' 5" × 1' 7½"	7/9	35	93

## MACFARLANE'S SPANDRIL BRACKETS.

No.	Proj. × Height.	Pair.	Lbs.	Cat. Page.	No.	Proj. × Height.	Pair.	Lbs.	Cat. Page.
24	1' 4" × 1' 4"	8/10	22	95	70	2' 1" × 2' 4"	26/6	80	95
28	1' 6" × 1' 6"	7/	26	..	"	2' 3" × 2' 8"	27/6	94	..
31	1' 8" × 1' 8"	15/2	68	..	71	1' 9½" × 1' 7½"	33/	82	95
36	2' 2" × 2' 2"	12/6	38	96	79	1' 9" × 1' 9"	12/	32	..
51	4' 1½" × 4' 5"	64/	234	97	92	2' 1½" × 1' 6"	21/	92	96
55	4' 3" × 3' 2½"	71/	448	..	94	2' 2" × 8½"	11/6	22	..
"	5' 3" × 3' 6"	91/	500	..	98	1' 5" × 1' 11"	26/	88	95
63	2' 3" × 1' 11"	17/4	74	96	113	4' 1" × 2' 6"	22/6	130	97
68	1' 6" × 1' 8"	19/4	48	95	134	1' 8" × 1' 6"	16/4	40	95
"	1' 9½" × 2' 3"	27/	90	..	142	1' 6½" × 9½"	4/	12	..
69	1' 6" × 1' 8"	18/	42	95	"	2' 0½" × 1' 6½"	7/	24	..
"	1' 10" × 2' 3"	26/6	72	..	154	2' 2" × 3' 0"	158/	282	96
70	1' 6" × 1' 9½"	18/4	44	95	213	2' 2" × 1' 10"	17/8	62	..

## MACFARLANE'S SPANDRIL ARCHES.

No.	Proj. × Height.	Each.	Lbs.	Cat. Page.	No.	Proj. × Height.	Each.	Lbs.	Cat. Page.
28	2' 11" × 1' 0½"	8/10	25	98	85	3' 8" × 2' 0"	23/5	28	98
33	1' 0" × 2' 0"	7/	33	..	"	4' 0" × 1' 6½"	15/2	21	..
"	3' 7" × 2' 11½"	24/3	113	99	"	5' 0" × 2' 8"	32/9	64	..
"	6' 4" × 3' 2"	28/4	145	..	"	5' 0" × 2' 0"	24/3	36	..
"	6' 9½" × 3' 6"	41/	185	..	87	3' 7" × 1' 9"	21/	31	98
44	7' 6" × 3' 0"	29/9	138	100	"	6' 2" × 3' 0"	43/3	183½	..
45	5' 11" × 2' 11½"	24/3	80	99	"	8' 1½" × 4' 0"	76/6	410	..
51	7' 1½" × 3' 10"	165/	410	100	99	9' 9" × 2' 1½"	47/3	212	101
"	10' 0" × 3' 10"	195/9	456	101	110	2' 6" × 1' 3"	3/11	8½	98
53	7' 3" × 3' 3"	74/9	376	100	"	3' 0" × 1' 6"	5/	15	..
59	7' 0½" × 4' 0"	52/9	364	..	114	1' 11" × 1' 1"	9/7	29	..
"	10' 0" × 4' 0"	65/9	406	101	130	4' 8½" × 3' 2½"	28/9	154	..
79	3' 5½" × 1' 9"	13/9	31	98	"	6' 9" × 3' 2½"	42/6	262	99
85	9" × 2' 0"	7/4	12	..	158	6' 0" × 2' 6"	22/	82	..
"	2' 0½" × 1' ½"	10/3	8	..	"	7' 3" × 2' 6"	24/9	92	100
"	2' 10½" × 1' 6½"	14/8	15	..	212	3' 5" × 1' 9"	15/8	40	98
"	3' 0" × 1' 1½"	10/3	9	..	..	..	..	..	..

## MACFARLANE'S COLUMN BRACKETS.

No.	Proj. × Height.	Each.	Lbs.	Cat. Page.	No.	Proj. × Height.	Each.	Lbs.	Cat. Page.
8	9½" × 1' 2½"	2/6	6	102	70	2' 1" × 2' 4"	13/2	40	..
23	1' 3½" × 1' 5½"	4/11	18	..	"	2' 3" × 2' 8"	13/9	47	103
24	1' 4" × 1' 4"	4/5	11	..	74	1' 6½" × 1' 8"	6/3	20	102
"	1' 9" × 2' 0"	6/8	21	..	75	1' 3½" × 1' 0½"	4/	10	..
37	2' 2½" × 2' 2½"	11/	56	103	79	1' 3½" × 1' 0½"	3/8	8	..
"	2' 6" × 2' 6"	11/8	64	..	85	1' 1½" × 1' 1½"	4/10	4	..
52	2' 4" × 2' 4"	11/6	39	103	"	1' 6½" × 1' 6½"	6/10	7½	..
"	3' 0½" × 4' 0½"	23/9	103	..	"	1' 11½" × 2' 0"	10/8	14	..
53	2' 6" × 2' 4"	12/6	40	..	"	2' 8" × 2' 8"	15/9	32	..
"	3' 3" × 3' 0"	20/6	86	..	87	2' 0" × 1' 9"	9/8	16	..
"	4' 0" × 3' 3"	35/6	192	104	"	3' 6" × 3' 0"	20/6	92½	..
60	1' 1½" × 1' 3½"	4/3	8	102	"	4' 0" × 3' 3"	23/3	126	104
63	2' 3" × 1' 11"	8/8	37	103	"	4' 9½" × 4' 0"	36/9	217½	..
68	1' 0" × 1' 2"	6/3	13	102	94	2' 2" × 8½"	5/9	11	103
"	1' 6" × 1' 8"	9/8	24	..	95	1' 2" × 1' 9½"	5/4	7½	102
"	1' 9½" × 2' 3"	13/6	45	..	98	1' 5" × 1' 11"	10/	44	..
"	2' 2½" × 1' 1½"	8/10	31	103	135	2' 1" × 1' 7"	9/2	25	103
69	1' 0" × 1' 2"	5/9	9	102	137	1' 2" × 7"	2/11	5½	102
"	1' 6" × 1' 8"	9/	21	..	153	3' 8" × 1' 9"	9/7	46	104
"	1' 10" × 2' 3"	13/2	36	..	154	2' 2" × 3' 0"	79/	141	103
70	1' 0" × 1' 2"	6/	11	102	160	4' 0" × 1' 7"	14/	74	104
"	1' 6" × 1' 9½"	9/2	22	..	215	2' 5" × 1' 7½"	7/9	35	103



MACFARLANE'S ROOF SPANDRILS.

No.	Size.	Each.	Lbs.	Cat. Page.	No.	Size.	Each.	Lbs.	Cat. Page.
61	3' 0" x 4' 3"	31/6	164	105	131	11' 0" x 11' 0"	221/9	506	106
64	9' 8" x 9' 8"	238/	580	106	224	5 1/2" x 9 1/2"	1/6	2 1/2	105
88	19' 11" span	130/3	734	107	"	11" x 11"	1/8	4	"
116	1' 6" x 2' 0"	9/2	20	105	225	1' 6" x 1' 6"	8/2	21	"
117	1' 6" x 2' 6"	8/2	30	"	226	2' 1" x 2' 1"	6/5	24	"
118	2' 6" x 2' 6"	9/	34	"	227	4' 0" x 4' 0"	29/6	94	"
122	8' 4" span	62/9	211	107	228	6' 1 1/2" x 6' 1 1/2"	84/9	238	"

MACFARLANE'S GIRDERS.

These are supplied as illustrated and to lengths as ordered. All fixings either at top, bottom or ends are extra.

In ordering, specify the design number, size, lengths, and quantity required, stating clearly if any fixings are to be provided.

As 2 No. 2 Girders 6' x 8' 0" long, with screw-holes along top for wood.

No.	Size.	To order	Cat. Page.	No.	Size.	To order	Cat. Page.
2	6'	To order	107	7	3 1/2"	To order	107
3	7 1/2"	"	"	"	5 1/2"	"	"

MACFARLANE'S COLUMNS AND MULLIONS.

These are made in the lengths given in the price list, including batts at base for brick, concrete, or stone, but without any fixings at the capital. They can be made to any other height within the limits of those given in the list, and with any particular fixings such as flanges, bolt holes, &c., at an extra cost.

In ordering, clearly specify the design number, diameter, height, and the quantity required, describing clearly the fixings required at capital and base. Should these be particularly intricate or to fit accurately to some existing work, give a drawing or sketch showing this. If with spandril shaft and bracket, state pattern number and sizes of the latter.

As 2 No. 122 Columns 6 1/2" x 10' 0" high, with batts on base and screw-holes in capital for fixing up to woodwork.

No.	Size.	Each.			No.	Size.	Each.			Cat. Page.							
		£	s.	d.			£	s.	d.								
109	3 1/2" x 6' 0"	0	18	9	0	3	27	109	111	4' x 9' 0"	1	9	9	1	2	1	100
110	3' x 5' 0"	1	4	3	0	3	24	"	"	4' x 10' 0"	1	12	6	1	2	17	"
"	3' x 6' 0"	1	7	6	1	0	10	"	"	4' x 11' 0"	1	15	6	1	3	5	"
"	3' x 7' 0"	1	11	3	1	0	24	"	"	4' x 12' 0"	1	18	3	1	3	21	"
"	3' x 8' 0"	1	14	6	1	1	10	"	113	4' x 6' 0"	1	9	6	1	1	17	"
"	3' x 9' 0"	1	18	0	1	1	24	"	114	3' x 5' 0"	0	17	10	0	2	24	"
"	3' x 10' 0"	2	1	3	1	2	10	"	"	3' x 6' 0"	1	0	6	0	3	5	"
111	4' x 6' 0"	1	0	6	1	0	9	"	"	3' x 7' 0"	1	2	9	0	3	14	"
"	4' x 7' 0"	1	3	6	1	0	25	"	"	3' x 8' 0"	1	5	6	0	3	23	"
"	4' x 8' 0"	1	6	9	1	1	13	"	"	3' x 9' 0"	1	9	0	1	0	17	"

MACFARLANE'S COLUMNS.—Continued.

No.	Size.	Each.			No.	Size.	Each.			Cat. Page.							
		£	s.	d.			£	s.	d.								
114	3' x 10' 0"	1	11	9	1	1	0	109	116	4' x 6' 0"	1	5	6	1	1	24	109
"	4' x 6' 0"	1	6	3	1	1	18	"	"	4' x 7' 0"	1	9	3	1	2	21	"
"	4' x 7' 0"	1	9	9	1	2	7	"	"	4' x 8' 0"	1	13	6	1	3	15	"
"	4' x 8' 0"	1	13	0	1	2	24	"	"	4' x 9' 0"	1	17	6	2	0	9	"
"	4' x 9' 0"	1	17	0	2	0	4	"	"	4' x 10' 0"	2	1	3	2	1	3	"
"	4' x 10' 0"	2	1	0	2	0	24	"	"	4' x 11' 0"	2	5	6	2	1	25	"
"	4' x 11' 0"	2	3	9	2	1	16	"	"	4' x 12' 0"	2	9	0	2	2	19	"
"	4' x 12' 0"	2	7	9	2	2	8	"	117	3' x 5' 0"	1	1	0	0	2	23	"
"	5' x 7' 0"	1	17	0	2	2	23	"	"	3' x 6' 0"	1	4	0	0	3	4	"
"	5' x 8' 0"	2	1	0	2	3	21	"	"	3' x 7' 0"	1	7	0	0	3	21	"
"	5' x 9' 0"	2	5	3	3	0	19	"	"	3' x 8' 0"	1	9	3	1	0	4	"
"	5' x 10' 0"	2	9	6	3	1	17	"	"	3' x 9' 0"	1	12	0	1	0	15	"
"	5' x 11' 0"	2	15	6	4	0	3	"	"	3' x 10' 0"	1	14	6	1	0	27	"
"	5' x 12' 0"	2	19	6	4	1	5	"	118	3' x 5' 0"	1	9	9	0	3	27	"
"	5' x 13' 0"	3	3	3	4	2	7	"	"	3' x 6' 0"	1	13	0	1	0	10	"
"	5' x 14' 0"	3	7	6	4	3	9	"	119	4' x 7' 0"	1	6	3	1	3	6	112
115	3' x 5' 0"	1	1	0	0	3	11	"	"	4' x 8' 0"	1	9	6	2	0	0	"
"	3' x 6' 0"	1	4	3	0	3	20	"	"	4' x 9' 0"	1	13	0	2	1	0	"
"	3' x 7' 0"	1	7	0	1	0	4	"	"	4' x 10' 0"	1	16	3	2	1	24	"
"	3' x 8' 0"	1	9	9	1	0	13	"	"	4' x 11' 0"	1	19	9	2	2	20	"
"	3' x 9' 0"	1	13	6	1	0	25	"	"	4' x 12' 0"	2	3	3	2	3	16	"
"	3' x 10' 0"	1	16	3	1	1	6	"	"	5 1/2" x 8' 0"	1	18	0	3	0	23	"
"	4' x 6' 0"	1	12	0	1	2	6	"	"	5 1/2" x 9' 0"	2	2	9	3	2	12	"
"	4' x 7' 0"	1	15	3	1	2	23	"	"	5 1/2" x 10' 0"	2	7	3	4	0	1	"
"	4' x 8' 0"	1	19	0	1	3	12	"	"	5 1/2" x 11' 0"	2	11	3	4	1	19	"
"	4' x 9' 0"	2	3	0	2	0	7	"	"	5 1/2" x 12' 0"	2	16	0	4	3	9	"
"	4' x 10' 0"	2	6	3	2	0	24	"	120	4' x 8' 0"	1	17	6	2	2	14	"
"	4' x 11' 0"	2	10	0	2	1	14	"	"	4' x 9' 0"	2	1	0	2	3	15	"
"	4' x 12' 0"	2	13	3	2	2	4	"	"	4' x 10' 0"	2	5	3	3	0	16	"
"	4 1/2" x 6' 0"	2	1	9	2	2	0	"	"	4' x 11' 0"	2	8	6	3	1	17	"
"	4 1/2" x 7' 0"	2	5	9	2	2	22	"	"	4' x 12' 0"	2	12	9	3	2	18	"
"	4 1/2" x 8' 0"	2	9	9	2	3	16	"	"	5 1/2" x 10' 0"	2	14	9	4	2	26	"
"	4 1/2" x 9' 0"	2	13	9	3	0	14	"	"	5 1/2" x 11' 0"	3	0	0	5	0	15	"
"	4 1/2" x 10' 0"	2	18	3	3	1	8	"	"	5 1/2" x 12' 0"	3	5	6	5	2	4	"
"	4 1/2" x 11' 0"	3	2	9	3	2	2	"	"	5 1/2" x 13' 0"	3	10	9	5	3	24	"
"	4 1/2" x 12' 0"	3	6	9	3	2	24	"	"	5 1/2" x 14' 0"	3	16	3	6	1	14	"
"	5' x 8' 0"	2	14	3	3	1	27	"	121	4 1/2" x 11' 0"	2	11	0	3	2	16	"
"	5' x 9' 0"	2	18	6	3	2	25	"	"	4 1/2" x 12' 0"	2	15	9	3	3	15	"
"	5' x 10' 0"	3	2	3	3	2	23	"	"	4 1/2" x 13' 0"	3	1	0	4	0	13	"
"	5' x 11' 0"	3	7	3	4	0	25	"	"	4 1/2" x 14' 0"	3	5	6	4	1	11	"
"	5' x 12' 0"	3	10	6	4	1	23	"	"	5 1/2" x 10' 0"	3	12	0	4	3	21	"
"	5' x 13' 0"	3	15	3	4	2	21	"	"	5 1/2" x 11' 0"	3	17	9	5	1	7	"
"	5' x 14' 0"	3	19	9	4	3	19	"	"	5 1/2" x 12' 0"	4	2	6	5	2	21	"



## MACFARLANE'S COLUMNS.—Continued.

No.	Size.	Each.			Cat. Page.	No.	Size.	Each.			Cat. Page.
		£	s.	d.				£	s.	d.	
121	5½" × 13' 0"	4	7	6	112	122	10" × 11' 0"	6	19	3	112
"	5½" × 14' 0"	4	13	3	"	"	10" × 12' 0"	7	8	9	"
122	2½" × 5' 0"	0	15	2	109	"	10" × 13' 0"	7	18	0	"
"	2½" × 6' 0"	0	17	10	"	"	10" × 14' 0"	8	8	9	"
"	2½" × 7' 0"	1	0	6	"	"	10" × 15' 0"	8	19	0	"
"	2½" × 8' 0"	1	3	3	"	"	10" × 16' 0"	9	9	3	"
"	2½" × 9' 0"	1	6	0	"	"	10" × 17' 0"	10	0	0	"
"	2½" × 10' 0"	1	8	9	"	"	10" × 18' 0"	10	10	0	"
"	3" × 5' 0"	0	16	2	"	123	2½" × 5' 0"	0	19	0	109
"	3" × 6' 0"	0	18	4	"	"	2½" × 6' 0"	1	1	9	"
"	3" × 7' 0"	1	1	3	"	"	2½" × 7' 0"	1	4	3	"
"	3" × 8' 0"	1	4	3	"	"	2½" × 8' 0"	1	7	0	"
"	3" × 9' 0"	1	7	0	"	"	2½" × 9' 0"	1	9	9	"
"	3" × 10' 0"	1	9	9	"	"	2½" × 10' 0"	1	12	0	"
"	4" × 6' 0"	1	5	6	112	"	3" × 5' 0"	0	19	8	"
"	4" × 7' 0"	1	8	9	"	"	3" × 6' 0"	1	2	9	"
"	4" × 8' 0"	1	12	3	"	"	3" × 7' 0"	1	4	9	"
"	4" × 9' 0"	1	15	9	"	"	3" × 8' 0"	1	7	6	"
"	4" × 10' 0"	1	19	9	"	"	3" × 9' 0"	1	10	3	"
"	4" × 11' 0"	2	3	9	"	"	3" × 10' 0"	1	13	6	"
"	4" × 12' 0"	2	8	0	"	"	4" × 6' 0"	1	11	3	112
"	5" × 6' 0"	1	11	6	"	"	4" × 7' 0"	1	14	3	"
"	5" × 7' 0"	1	15	0	"	"	4" × 8' 0"	1	17	6	"
"	5" × 8' 0"	1	18	6	"	"	4" × 9' 0"	2	1	0	"
"	5" × 9' 0"	2	2	9	"	"	4" × 10' 0"	2	5	3	"
"	5" × 10' 0"	2	7	6	"	"	4" × 11' 0"	2	8	6	"
"	5" × 11' 0"	2	12	0	"	"	4" × 12' 0"	2	12	3	"
"	5" × 12' 0"	2	16	9	"	"	5" × 6' 0"	1	17	0	"
"	5" × 13' 0"	3	1	0	"	"	5" × 7' 0"	2	2	0	"
"	5" × 14' 0"	3	7	3	"	"	5" × 8' 0"	2	6	0	"
"	6½" × 10' 0"	3	3	9	"	"	5" × 9' 0"	2	10	3	"
"	6½" × 11' 0"	3	10	3	"	"	5" × 10' 0"	2	14	3	"
"	6½" × 12' 0"	3	16	0	"	"	5" × 11' 0"	2	19	0	"
"	6½" × 13' 0"	4	3	9	"	"	5" × 12' 0"	3	3	9	"
"	6½" × 14' 0"	4	10	9	"	"	5" × 13' 0"	3	8	0	"
"	6½" × 15' 0"	4	17	9	"	"	5" × 14' 0"	3	13	9	"
"	8" × 10' 0"	4	10	3	"	"	6" × 10' 0"	3	13	3	"
"	8" × 11' 0"	4	18	0	"	"	6" × 11' 0"	3	19	6	"
"	8" × 12' 0"	5	5	9	"	"	6" × 12' 0"	4	5	9	"
"	8" × 13' 0"	5	13	6	"	"	6" × 13' 0"	4	12	0	"
"	8" × 14' 0"	6	1	0	"	"	6" × 14' 0"	4	18	3	"
"	8" × 15' 0"	6	8	0	"	"	6" × 15' 0"	5	4	0	"
"	10" × 10' 0"	6	9	0	"	"	7½" × 10' 0"	5	4	0	"

## MACFARLANE'S COLUMNS.—Continued.

No.	Size.	Each.			Cat. Page.	No.	Size.	Each.			Cat. Page.
		£	s.	d.				£	s.	d.	
123	7½" × 11' 0"	5	12	3	112	125	4½" × 9' 0"	2	16	0	112
"	7½" × 12' 0"	6	1	0	"	"	4½" × 10' 0"	3	1	6	"
"	7½" × 13' 0"	6	8	6	"	"	4½" × 11' 0"	3	6	0	"
"	7½" × 14' 0"	6	16	9	"	"	4½" × 12' 0"	3	11	6	"
"	7½" × 15' 0"	7	5	0	"	"	6" × 10' 0"	4	5	9	"
124	2½" × 5' 0"	0	19	8	109	"	6" × 11' 0"	4	12	3	"
"	2½" × 6' 0"	1	2	9	"	"	6" × 12' 0"	4	18	6	"
"	2½" × 7' 0"	1	5	6	"	"	6" × 13' 0"	5	5	6	"
"	2½" × 8' 0"	1	9	0	"	"	6" × 14' 0"	5	12	0	"
"	2½" × 9' 0"	1	12	3	"	"	6" × 15' 0"	5	19	0	"
"	2½" × 10' 0"	1	15	9	"	128	4" × 6' 0"	1	16	3	109
"	3½" × 5' 0"	1	3	6	"	"	4" × 7' 0"	2	1	9	"
"	3½" × 6' 0"	1	7	0	"	"	4" × 8' 0"	2	5	3	"
"	3½" × 7' 0"	1	10	3	"	"	4" × 9' 0"	2	7	9	"
"	3½" × 8' 0"	1	14	0	"	"	4" × 10' 0"	2	11	9	"
"	3½" × 9' 0"	1	17	3	"	"	4" × 11' 0"	2	16	0	"
"	3½" × 10' 0"	2	1	0	"	"	4" × 12' 0"	3	0	6	"
"	4½" × 6' 0"	1	14	9	"	"	5" × 6' 0"	2	2	3	"
"	4½" × 7' 0"	1	19	0	"	"	5" × 7' 0"	2	8	3	"
"	4½" × 8' 0"	2	3	0	"	"	5" × 8' 0"	2	13	0	"
"	4½" × 9' 0"	2	7	3	"	"	5" × 9' 0"	2	17	3	"
"	4½" × 10' 0"	2	11	3	"	"	5" × 10' 0"	3	2	0	"
"	6" × 10' 0"	3	9	9	"	"	5" × 11' 0"	3	7	3	"
"	6" × 11' 0"	3	16	0	"	"	5" × 12' 0"	3	11	6	"
"	6" × 12' 0"	4	2	6	"	"	5" × 13' 0"	3	16	3	"
"	6" × 13' 0"	4	9	6	"	"	5" × 14' 0"	4	1	0	"
"	6" × 14' 0"	4	16	3	"	"	6" × 10' 0"	3	19	3	"
"	6" × 15' 0"	5	3	6	"	"	6" × 11' 0"	4	6	3	"
125	2½" × 5' 0"	1	3	3	109	"	6" × 12' 0"	4	12	0	"
"	2½" × 6' 0"	1	7	0	"	"	6" × 13' 0"	4	17	9	"
"	2½" × 7' 0"	1	11	3	"	"	6" × 14' 0"	5	3	9	"
"	2½" × 8' 0"	1	14	9	"	"	6" × 15' 0"	5	9	6	"
"	2½" × 9' 0"	1	18	0	"	"	6½" × 10' 0"	4	9	3	"
"	2½" × 10' 0"	2	1	9	"	"	6½" × 11' 0"	4	15	3	"
"	3½" × 5' 0"	1	7	0	"	"	6½" × 12' 0"	5	1	9	"
"	3½" × 6' 0"	1	11	6	"	"	6½" × 13' 0"	5	8	9	"
"	3½" × 7' 0"	1	16	6	"	"	6½" × 14' 0"	5	16	0	"
"	3½" × 8' 0"	2	1	0	"	"	6½" × 15' 0"	6	3	0	"
"	3½" × 9' 0"	2	5	3	"	"	8½" × 10' 0"	6	16	9	"
"	3½" × 10' 0"	2	8	0	"	"	8½" × 11' 0"	7	5	0	"
"	4½" × 6' 0"	2	1	3	"	"	8½" × 12' 0"	7	13	3	"
"	4½" × 7' 0"	2	7	6	112	"	8½" × 13' 0"	8	2	0	"
"	4½" × 8' 0"	2	12	0	"	"	8½" × 14' 0"	8	10	3	"



## MACFARLANE'S COLUMNS.—Continued.

No.	Size.	Each.				Cat. Page.	No.	Size.	Each.				Cat. Page.
		£	s.	d.	cwt. qrs. lbs.				£	s.	d.	cwt. qrs. lbs.	
128	8½" × 15' 0"	8	19	3	13 3 23	110	4" × 9' 0"	2	14	3	2 2 1	110	
130	3" × 5' 0"	0	19	6	0 2 13	"	4" × 10' 0"	2	17	9	2 2 18	"	
"	3" × 6' 0"	1	3	3	0 3 13	"	4" × 11' 0"	3	1	3	2 3 7	"	
"	3" × 7' 0"	1	6	0	0 3 24	"	4" × 12' 0"	3	4	9	2 3 24	"	
"	3" × 8' 0"	1	8	9	1 0 7	"	5" × 7' 0"	2	17	9	3 1 0	"	
"	3" × 9' 0"	1	11	9	1 0 18	"	5" × 8' 0"	3	2	6	3 1 26	"	
"	3" × 10' 0"	1	14	6	1 1 1	"	5" × 9' 0"	3	7	3	3 2 24	"	
"	4" × 5' 0"	1	4	3	1 0 13	"	5" × 10' 0"	3	11	6	3 3 22	"	
"	4" × 6' 0"	1	8	0	1 1 2	"	5" × 11' 0"	3	16	3	4 0 29	"	
"	4" × 7' 0"	1	11	3	1 1 19	"	5" × 12' 0"	4	1	0	4 1 18	"	
"	4" × 8' 0"	1	14	9	1 2 8	"	5" × 13' 0"	4	5	9	4 2 16	"	
"	4" × 9' 0"	1	18	3	1 3 19	"	5" × 14' 0"	4	11	6	4 3 14	"	
"	4" × 10' 0"	2	2	0	2 0 11	"	6" × 10' 0"	4	10	6	6 0 21	"	
"	4" × 11' 0"	2	5	3	2 1 3	"	6" × 11' 0"	4	16	9	6 2 5	"	
"	4" × 12' 0"	2	8	9	2 1 23	"	6" × 12' 0"	5	3	3	6 3 17	"	
"	5" × 5' 0"	1	9	9	1 2 15	"	6" × 13' 0"	5	9	6	7 1 1	"	
"	5" × 6' 0"	1	14	0	1 3 13	"	6" × 14' 0"	5	16	6	7 2 13	"	
"	5" × 7' 0"	1	18	0	2 0 11	"	6" × 15' 0"	6	3	3	7 3 25	"	
"	5" × 8' 0"	2	2	3	2 2 8	133	4" × 7' 0"	2	9	6	2 0 25	"	
"	5" × 9' 0"	2	6	3	2 3 1	"	4" × 8' 0"	2	13	3	2 1 15	"	
"	5" × 10' 0"	2	10	6	3 0 3	"	4" × 9' 0"	2	16	6	2 2 6	"	
"	5" × 11' 0"	2	14	0	3 1 5	"	4" × 10' 0"	3	0	0	2 2 23	"	
"	5" × 12' 0"	2	18	9	3 2 7	"	4" × 11' 0"	3	3	9	2 3 13	"	
"	5" × 13' 0"	3	3	3	3 3 9	"	4" × 12' 0"	3	7	6	3 0 3	"	
"	5" × 14' 0"	3	8	0	4 0 11	"	5" × 7' 0"	3	1	9	3 1 8	"	
"	6" × 10' 0"	3	4	6	4 1 20	"	5" × 8' 0"	3	5	9	3 2 9	"	
"	6" × 11' 0"	3	11	0	5 0 7	"	5" × 9' 0"	3	10	0	3 3 10	"	
"	6" × 12' 0"	3	16	9	5 1 20	"	5" × 10' 0"	3	14	0	4 0 11	"	
"	6" × 13' 0"	4	3	0	5 3 16	"	5" × 11' 0"	3	18	3	4 1 12	"	
"	6" × 14' 0"	4	9	3	6 1 12	"	5" × 12' 0"	4	3	0	4 2 13	"	
"	6" × 15' 0"	4	14	9	6 3 8	"	5" × 13' 0"	4	8	6	4 3 14	"	
"	7" × 10' 0"	3	14	9	6 0 7	"	5" × 14' 0"	4	13	6	5 0 15	"	
"	7" × 11' 0"	4	1	0	6 2 1	"	6" × 10' 0"	4	14	3	6 0 14	"	
"	7" × 12' 0"	4	7	3	6 3 23	"	6" × 11' 0"	5	1	9	6 1 24	"	
"	7" × 13' 0"	4	13	0	7 1 17	"	6" × 12' 0"	5	8	0	6 3 6	"	
"	7" × 14' 0"	4	19	9	7 3 11	"	6" × 13' 0"	5	14	9	7 0 16	"	
"	7" × 15' 0"	5	5	9	8 1 5	"	6" × 14' 0"	6	2	9	7 1 26	"	
131	4" × 7' 0"	2	0	0	1 3 5	"	6" × 15' 0"	6	10	0	7 3 8	"	
"	4" × 8' 0"	2	3	3	1 3 29	134	3" × 7' 0"	1	7	6	1 0 3	"	
"	4" × 9' 0"	2	6	3	2 0 7	"	3" × 8' 0"	1	10	9	1 0 17	"	
"	4" × 10' 0"	2	9	6	2 0 22	"	3" × 9' 0"	1	13	6	1 1 0	"	
132	4" × 7' 0"	2	7	6	2 0 23	"	3" × 10' 0"	1	16	9	1 1 15	"	
"	4" × 8' 0"	2	11	0	2 1 12	"	4" × 7' 0"	1	13	9	1 2 17	"	

## MACFARLANE'S COLUMNS.—Continued.

No.	Size.	Each.				Cat. Page.	No.	Size.	Each.				Cat. Page.
		£	s.	d.	cwt. qrs. lbs.				£	s.	d.	cwt. qrs. lbs.	
134	4" × 8' 0"	1	17	3	1 3 7	110	136	4" × 9' 0"	2	13	3	2 1 22	110
"	4" × 9' 0"	2	1	0	2 0 2	"	"	4" × 10' 0"	2	17	9	2 2 14	"
"	4" × 10' 0"	2	4	0	2 0 21	"	"	4" × 11' 0"	3	2	3	2 3 6	"
"	4" × 11' 0"	2	7	9	2 1 18	"	"	4" × 12' 0"	3	7	3	2 3 26	"
"	4" × 12' 0"	2	11	6	2 2 7	"	"	5" × 7' 0"	2	9	3	2 1 25	"
"	5" × 7' 0"	2	1	0	2 2 7	"	"	5" × 8' 0"	2	14	9	2 2 23	"
"	5" × 8' 0"	2	5	9	2 3 10	"	"	5" × 9' 0"	3	0	6	2 3 21	"
"	5" × 9' 0"	2	10	6	3 0 13	"	"	5" × 10' 0"	3	5	3	3 0 19	"
"	5" × 10' 0"	2	15	0	3 1 16	"	"	5" × 11' 0"	3	10	3	3 1 17	"
"	5" × 11' 0"	2	19	3	3 2 14	"	"	5" × 12' 0"	3	15	0	3 2 15	"
"	5" × 12' 0"	3	3	3	3 3 12	"	"	5" × 13' 0"	4	1	0	3 3 13	"
"	5" × 13' 0"	3	8	0	4 0 10	"	"	5" × 14' 0"	4	5	6	4 0 11	"
"	5" × 14' 0"	3	12	9	4 1 8	137	3" × 6' 0"	1	7	3	0 3 7	"	
"	6" × 10' 0"	3	4	9	4 2 3	"	"	3" × 7' 0"	1	11	0	0 3 18	"
"	6" × 11' 0"	3	10	9	4 3 13	"	"	3" × 8' 0"	1	14	9	1 0 1	"
"	6" × 12' 0"	3	16	6	5 0 23	"	"	3" × 9' 0"	1	18	6	1 0 12	"
"	6" × 13' 0"	4	2	0	5 2 5	"	"	3" × 10' 0"	2	2	3	1 0 23	"
"	6" × 14' 0"	4	7	9	5 3 15	"	"	4" × 6' 0"	1	14	0	1 1 16	"
"	6" × 15' 0"	4	13	0	6 0 26	"	"	4" × 7' 0"	1	18	0	1 2 8	"
135	3" × 7' 0"	1	8	9	0 3 24	"	"	4" × 8' 0"	2	2	9	1 3 9	"
"	3" × 8' 0"	1	11	6	1 0 10	"	"	4" × 9' 0"	2	7	3	1 3 20	"
"	3" × 9' 0"	1	15	0	1 0 22	"	"	4" × 10' 0"	2	11	3	2 0 12	"
"	3" × 10' 0"	1	17	9	1 1 8	"	"	4" × 11' 0"	2	15	0	2 1 4	"
"	4" × 7' 0"	1	17	6	1 2 20	"	"	4" × 12' 0"	2	19	9	2 1 24	"
"	4" × 8' 0"	2	1	9	1 3 10	"	"	5" × 7' 0"	2	3	3	1 3 17	"
"	4" × 9' 0"	2	5	6	2 0 0	"	"	5" × 8' 0"	2	8	6	2 0 15	"
"	4" × 10' 0"	2	9	6	2 0 18	"	"	5" × 9' 0"	2	13	9	2 1 18	"
"	4" × 11' 0"	2	13	9	2 1 8	"	"	5" × 10' 0"	2	19	0	2 2 14	"
"	4" × 12' 0"	2	17	6	2 1 26	"	"	5" × 11' 0"	3	4	3	2 3 17	"
"	5" × 7' 0"	2	8	0	2 2 17	"	"	5" × 12' 0"	3	9	3	3 0 13	"
"	5" × 8' 0"	2	13	3	2 3 24	"	"	5" × 13' 0"	3	15	0	3 1 12	"
"	5" × 9' 0"	2	19	0	3 1 1	"	"	5" × 14' 0"	4	1	0	3 2 29	"
"	5" × 10' 0"	3	4	3	3 2 6	"	"	7" × 10' 0"	4	8	6	5 2 0	"
"	5" × 11' 0"	3	10	0	3 3 7	"	"	7" × 11' 0"	4	16	9	5 3 23	"
"	5" × 12' 0"	3	15	9	4 0 8	"	"	7" × 12' 0"	5	5	6	6 1 26	"
"	5" × 13' 0"	4	1	6	4 1 10	"	"	7" × 13' 0"	5	14	3	7 0 1	"
"	5" × 14' 0"	4	6	9	4 2 12	"	"	7" × 14' 0"	6	3	6	7 2 4	"
136	3" × 7' 0"	1	16	3	1 0 25	"	"	7" × 15' 0"	6	13	3	8 0 7	"
"	3" × 8' 0"	2	0	0	1 1 8	138	3" × 5' 0"	1	3	3	0 2 21	"	
"	3" × 9' 0"	2	3	3	1 1 19	"	"	3" × 6' 0"	1	6	3	0 3 2	"
"	3" × 10' 0"	2	6	9	1 2 2	"	"	3" × 7' 0"	1	9	6	0 3 12	"
"	4" × 7' 0"	2	5	3	2 0 10	"	"	3" × 8' 0"	1	13	0	0 3 24	"
"	4" × 8' 0"	2	9	0	2 1 2	"	"	3" × 9' 0"	1	16	6	1 0 8	"



## MACFARLANE'S COLUMNS.—Continued.

No.	Size.	Each.				No.	Size.	Each.				Cat. Page.	
		£	s.	d.	Cwt. qrs. lbs.			£	s.	d.	Cwt. qrs. lbs.		
138	3" x 10' 0"	2	1	0	1 0 21	110	141	5" x 7' 0"	2	5	3	1 3 24	111
"	4" x 5' 0"	1	7	0	1 0 0	"	"	5" x 8' 0"	2	0	6	2 0 22	"
"	4" x 6' 0"	1	10	9	1 0 17	"	"	5" x 9' 0"	2	14	9	2 1 25	"
"	4" x 7' 0"	1	14	6	1 1 6	"	"	5" x 10' 0"	3	0	0	2 2 21	"
"	4" x 8' 0"	1	18	6	1 1 23	"	"	5" x 11' 0"	3	5	3	2 3 24	"
"	4" x 9' 0"	2	2	6	1 2 12	"	"	5" x 12' 0"	3	10	6	3 0 20	"
"	4" x 10' 0"	2	7	3	1 3 4	"	142	3" x 5' 0"	0	14	3	0 3 2	"
"	4" x 11' 0"	2	12	3	2 0 13	"	"	3" x 6' 0"	0	16	8	0 3 14	"
"	4" x 12' 0"	2	16	6	2 1 5	"	"	3" x 7' 0"	0	19	6	0 3 26	"
"	5" x 5' 0"	1	15	9	1 3 17	"	"	3" x 8' 0"	1	2	3	1 0 10	"
"	5" x 6' 0"	1	19	3	2 0 10	"	"	3" x 9' 0"	1	5	0	1 0 22	"
"	5" x 7' 0"	2	3	6	2 1 3	"	"	3" x 10' 0"	1	7	9	1 1 6	"
"	5" x 8' 0"	2	8	9	2 2 0	"	"	6" x 10' 0"	2	17	6	4 2 14	"
"	5" x 9' 0"	2	14	0	2 2 14	"	"	6" x 11' 0"	3	2	9	4 3 26	"
"	5" x 10' 0"	2	19	0	2 1 12	"	"	6" x 12' 0"	3	8	0	5 1 10	"
"	5" x 11' 0"	3	4	6	3 1 6	"	"	6" x 13' 0"	3	13	3	5 2 22	"
"	5" x 12' 0"	3	9	9	3 2 8	"	"	6" x 14' 0"	3	19	3	6 0 6	"
"	6" x 10' 0"	3	11	0	3 3 23	"	"	6" x 15' 0"	4	5	0	6 2 7	"
"	6" x 11' 0"	3	17	9	4 1 7	"	143	4" x 8' 0"	1	19	0	1 3 20	"
"	6" x 12' 0"	4	4	0	4 2 17	"	"	4" x 9' 0"	2	2	6	2 0 8	"
"	6" x 13' 0"	4	10	3	5 0 0	"	"	4" x 10' 0"	2	5	9	2 0 24	"
"	6" x 14' 0"	4	17	3	5 1 10	"	"	4" x 11' 0"	2	9	3	2 1 26	"
139	4" x 8' 0"	1	11	9	1 3 2	111	"	4" x 12' 0"	2	13	6	2 2 14	"
"	4" x 9' 0"	1	15	6	1 3 24	"	144	3 1/2" x 5' 0"	0	14	9	0 3 2	"
"	4" x 10' 0"	1	19	9	2 0 18	"	"	3 1/2" x 6' 0"	0	17	8	0 3 14	"
"	4" x 11' 0"	2	3	9	2 1 14	"	"	3 1/2" x 7' 0"	1	0	9	0 3 26	"
"	4" x 12' 0"	2	8	0	2 2 8	"	"	3 1/2" x 8' 0"	1	3	9	1 0 10	"
140	5" x 6' 0"	1	12	9	1 3 4	"	"	3 1/2" x 9' 0"	1	6	0	1 0 22	"
"	5" x 7' 0"	1	16	9	2 0 0	"	"	3 1/2" x 10' 0"	1	8	3	1 1 6	"
"	5" x 8' 0"	2	1	0	2 1 16	"	"	5" x 7' 0"	1	14	0	2 1 7	"
"	5" x 9' 0"	2	5	3	2 2 14	"	"	5" x 8' 0"	1	18	3	2 2 5	"
"	5" x 10' 0"	2	9	0	2 3 12	"	"	5" x 9' 0"	2	2	6	2 3 3	"
"	5" x 11' 0"	2	13	3	3 0 10	"	"	5" x 10' 0"	2	7	0	3 1 3	"
"	5" x 12' 0"	2	17	3	3 1 8	"	"	5" x 11' 0"	2	12	0	3 2 5	"
"	5" x 13' 0"	3	1	6	3 2 6	"	"	5" x 12' 0"	2	16	9	3 3 7	"
"	5" x 14' 0"	3	6	0	3 3 4	"	"	5" x 13' 0"	3	1	6	4 0 9	"
"	6" x 10' 0"	3	1	6	4 0 8	"	"	5" x 14' 0"	3	6	0	4 1 11	"
"	6" x 11' 0"	3	8	0	4 1 18	"	"	6" x 10' 0"	2	17	0	4 1 20	"
"	6" x 12' 0"	3	13	3	4 3 0	"	"	6" x 11' 0"	3	2	9	4 3 4	"
"	6" x 13' 0"	3	18	6	5 0 10	"	"	6" x 12' 0"	3	8	0	5 0 16	"
"	6" x 14' 0"	4	4	6	5 1 20	"	144	6" x 13' 0"	3	13	0	5 2 0	"
"	6" x 15' 0"	4	10	3	5 3 2	"	"	6" x 14' 0"	3	19	0	5 3 12	"
141	5" x 6' 0"	1	19	3	1 2 24	"	"	6" x 15' 0"	4	4	0	6 0 24	"

## MACFARLANE'S COLUMNS.—Continued.

No.	Size.	Each.				No.	Size.	Each.				Cat. Page.	
		£	s.	d.	Cwt. qrs. lbs.			£	s.	d.	Cwt. qrs. lbs.		
144	7" x 10' 0"	3	11	3	6 0 7	111	151	6 1/2" x 13' 0"	4	2	3	6 1 10	113
"	7" x 11' 0"	3	17	3	6 2 1	"	"	6 1/2" x 14' 0"	4	9	3	6 3 2	"
"	7" x 12' 0"	4	3	3	6 3 23	"	"	6 1/2" x 15' 0"	4	15	3	7 0 22	"
"	7" x 13' 0"	4	9	0	7 1 17	"	"	7 1/2" x 10' 0"	4	14	9	7 0 25	"
"	7" x 14' 0"	4	16	3	7 3 11	"	"	7 1/2" x 11' 0"	5	2	6	7 2 25	"
"	7" x 15' 0"	5	2	0	8 1 5	"	"	7 1/2" x 12' 0"	5	9	6	8 0 25	"
145	5" x 7' 0"	2	8	9	2 1 21	"	"	7 1/2" x 13' 0"	5	16	9	8 2 25	"
"	5" x 8' 0"	2	13	6	2 3 8	"	"	7 1/2" x 14' 0"	6	4	6	9 0 25	"
"	5" x 9' 0"	2	17	6	3 0 7	"	"	7 1/2" x 15' 0"	6	11	9	9 2 25	"
"	5" x 10' 0"	3	1	9	3 1 6	"	152	5" x 6' 0"	1	15	9	1 2 21	"
"	5" x 11' 0"	3	5	9	3 2 5	"	"	5" x 7' 0"	2	1	0	1 3 17	"
"	5" x 12' 0"	3	10	0	3 3 4	"	"	5" x 8' 0"	2	6	3	2 0 15	"
"	5" x 13' 0"	3	14	9	4 0 3	"	"	5" x 9' 0"	2	11	6	2 1 13	"
"	5" x 14' 0"	3	18	6	4 1 2	"	"	5" x 10' 0"	2	16	9	2 2 11	"
146	5" x 7' 0"	2	18	9	2 1 22	"	"	5" x 11' 0"	3	2	6	2 3 9	"
"	5" x 8' 0"	3	4	0	2 2 18	"	"	5" x 12' 0"	3	8	0	3 0 7	"
"	5" x 9' 0"	3	9	3	2 3 23	"	"	5" x 13' 0"	3	12	6	3 1 5	"
"	5" x 10' 0"	3	14	3	3 0 19	"	"	5" x 14' 0"	3	18	3	3 2 3	"
"	5" x 11' 0"	3	19	9	3 1 22	"	"	7" x 10' 0"	4	9	3	5 3 0	"
"	5" x 12' 0"	4	5	0	3 2 18	"	"	7" x 11' 0"	4	17	6	6 0 23	"
147	5" x 8' 0"	3	8	0	2 2 2	"	"	7" x 12' 0"	5	6	3	6 2 26	"
"	5" x 9' 0"	3	16	0	2 3 11	"	"	7" x 13' 0"	5	15	9	7 1 1	"
"	5" x 10' 0"	4	3	0	2 3 27	"	"	7" x 14' 0"	6	3	9	7 3 4	"
148	5" x 9' 0"	3	13	3	3 1 16	"	"	7" x 15' 0"	6	13	3	8 1 7	"
150	6" x 10' 0"	5	7	0	6 1 21	113	153	5" x 5' 0"	2	8	0	2 0 6	"
"	6" x 11' 0"	5	12	9	6 3 5	"	"	5" x 6' 0"	2	11	3	2 1 4	"
"	6" x 12' 0"	5	19	0	7 0 17	"	"	5" x 7' 0"	2	15	0	2 2 2	"
"	6" x 13' 0"	6	5	3	7 2 1	"	"	5" x 8' 0"	2	19	0	2 3 0	"
"	6" x 14' 0"	6	11	0	7 3 13	"	"	5" x 9' 0"	3	3	3	2 3 26	"
"	6" x 15' 0"	6	16	9	8 0 25	"	"	5" x 10' 0"	3	6	3	3 0 24	"
151	4 1/2" x 5' 0"	1	3	6	1 2 0	"	"	5" x 11' 0"	3	11	6	3 1 22	"
"	4 1/2" x 6' 0"	1	7	0	1 3 0	"	"	5" x 12' 0"	3	14	6	3 2 20	"
"	4 1/2" x 7' 0"	1	10	6	2 0 0	"	"	5" x 13' 0"	3	18	6	3 3 20	"
"	4 1/2" x 8' 0"	1	14	6	2 1 0	"	"	5" x 14' 0"	4	2	3	4 0 20	"
"	4 1/2" x 9' 0"	1	18	3	2 2 0	"	"	6" x 10' 0"	4	2	0	4 2 4	"
"	4 1/2" x 10' 0"	2	1	6	2 3 0	"	"	6" x 11' 0"	4	8	0	4 3 16	"
"	4 1/2" x 11' 0"	2	6	0	3 0 0	"	"	6" x 12' 0"	4	13	9	5 1 0	"
"	4 1/2" x 12' 0"	2	10	3	3 1 0	"	"	6" x 13' 0"	4	19	3	5 2 12	"
"	4 1/2" x 13' 0"	2	13	9	3 2 0	"	"	6" x 14' 0"	5	5	0	5 3 24	"
"	4 1/2" x 14' 0"	2	18	0	3 3 0	"	"	6" x 15' 0"	5	11	0	6 1 8	"
"	6 1/2" x 10' 0"	3	2	6	4 3 10	"	"	7" x 10' 0"	4	15	6	6 2 2	"
"	6 1/2" x 11' 0"	3	9	3	5 0 27	"	"	7" x 11' 0"	5	2	9	6 3 26	"
"	6 1/2" x 12' 0"	3	15	6	5 2 16	"	"	7" x 12' 0"	5	9	9	7 1 22	"



## MACFARLANE'S COLUMNS.—Continued.

No.	Size.	Each.				Cat. Page.	No.	Size.	Each.				Cat. Page.
		£	s.	d.	wt. qrs. lbs.				£	s.	d.	wt. qrs. lbs.	
153	7' x 13' 0"	5	17	0	8 0 20	113	163	7' x 10' 0"	5	19	3	6 2 3	114
"	7' x 14' 0"	6	5	3	8 2 21	"	"	7' x 11' 0"	6	6	3	7 0 0	"
"	7' x 15' 0"	6	13	3	9 0 22	"	"	7' x 12' 0"	6	14	0	7 1 25	"
"	8' x 10' 0"	6	9	3	7 3 3	"	"	7' x 13' 0"	7	1	9	8 0 21	"
"	8' x 11' 0"	7	0	0	8 2 27	"	"	7' x 14' 0"	7	9	6	8 2 25	"
"	8' x 12' 0"	7	7	9	9 0 27	"	"	7' x 15' 0"	7	16	6	9 1 1	"
"	8' x 13' 0"	7	17	0	9 3 19	"	"	8' x 10' 0"	5	19	9	7 1 9	"
"	8' x 14' 0"	8	5	3	10 2 11	"	"	8' x 11' 0"	6	9	0	8 0 9	"
"	8' x 15' 0"	8	14	3	11 0 29	"	"	8' x 12' 0"	6	18	3	8 3 9	"
"	9' x 10' 0"	6	9	0	8 2 13	"	"	8' x 13' 0"	7	7	6	9 2 9	"
"	9' x 11' 0"	6	18	3	9 0 25	"	"	8' x 14' 0"	7	17	9	10 1 9	"
"	9' x 12' 0"	7	6	9	9 3 9	"	"	8' x 15' 0"	8	7	9	11 0 9	"
"	9' x 13' 0"	7	15	0	10 1 21	"	"	9' x 10' 0"	7	1	9	9 1 5	"
"	9' x 14' 0"	8	4	6	11 0 5	"	"	9' x 11' 0"	7	9	6	9 3 17	"
"	9' x 15' 0"	8	13	6	11 2 17	"	"	9' x 12' 0"	7	19	6	10 2 1	"
"	9' x 16' 0"	9	1	9	12 1 1	"	"	9' x 13' 0"	8	7	9	11 0 13	"
"	9' x 17' 0"	9	11	0	12 3 13	"	"	9' x 14' 0"	8	17	0	11 2 25	"
"	9' x 18' 0"	9	19	9	13 1 25	"	"	9' x 15' 0"	9	5	3	12 1 9	"
"	12' x 12' 0"	10	1	3	14 3 8	"	"	9' x 16' 0"	9	14	3	12 3 21	"
"	12' x 13' 0"	10	13	6	15 3 4	"	"	9' x 17' 0"	10	3	0	13 2 5	"
"	12' x 14' 0"	11	5	9	16 3 0	"	"	9' x 18' 0"	10	11	3	14 0 17	"
"	12' x 15' 0"	11	18	3	17 2 24	"	"	10' x 10' 0"	7	17	0	11 0 11	"
"	12' x 16' 0"	12	10	6	18 2 20	"	"	10' x 11' 0"	8	6	6	11 3 11	"
"	12' x 17' 0"	13	1	9	19 2 16	"	"	10' x 12' 0"	8	16	3	12 2 11	"
"	12' x 18' 0"	13	14	0	20 2 12	"	"	10' x 13' 0"	9	5	9	13 1 11	"
154	6' x 10' 0"	4	18	0	4 3 22	"	"	10' x 14' 0"	9	16	6	14 0 11	"
"	6' x 11' 0"	5	5	0	5 1 4	"	"	10' x 15' 0"	10	5	3	14 3 11	"
"	6' x 12' 0"	5	12	6	5 2 14	"	"	10' x 16' 0"	10	15	6	15 2 11	"
"	6' x 13' 0"	5	18	3	5 3 24	"	"	10' x 17' 0"	11	6	0	16 1 11	"
"	6' x 14' 0"	6	5	6	6 1 6	"	"	10' x 18' 0"	11	15	6	17 0 11	"
"	6' x 15' 0"	6	12	6	6 2 16	"	"	12' x 12' 0"	11	7	3	14 2 29	"
"	7' x 10' 0"	5	16	3	7 1 3	"	"	12' x 13' 0"	11	19	9	15 2 16	"
"	7' x 11' 0"	6	5	6	7 3 4	"	"	12' x 14' 0"	12	12	3	16 2 12	"
"	7' x 12' 0"	6	14	3	8 1 5	"	"	12' x 15' 0"	13	5	3	17 2 8	"
"	7' x 13' 0"	7	2	9	8 3 6	"	"	12' x 16' 0"	14	15	6	18 2 8	"
"	7' x 14' 0"	7	11	9	9 1 12	"	"	12' x 17' 0"	15	8	6	19 2 8	"
"	7' x 15' 0"	8	1	0	9 3 19	"	"	12' x 18' 0"	16	2	3	20 2 8	"
163	6' x 16' 0"	4	16	3	4 3 11	114	164	7' x 11' 0"	7	1	6	7 2 26	"
"	6' x 11' 0"	4	16	0	5 0 23	"	"	7' x 12' 0"	7	8	3	8 0 24	"
"	6' x 12' 0"	5	2	0	5 2 7	"	"	7' x 13' 0"	7	15	6	8 2 20	"
"	6' x 13' 0"	5	7	3	5 3 19	"	"	7' x 14' 0"	8	2	3	9 0 15	"
"	6' x 14' 0"	5	13	0	6 1 3	"	"	7' x 15' 0"	8	9	6	9 2 10	"
"	6' x 15' 0"	5	19	3	6 2 15	"	"	10' x 10' 0"	10	8	0	14 2 27	"

## MACFARLANE'S COLUMNS.—Continued.

No.	Size.	Each.				Cat. Page.	No.	Size.	Each.				Cat. Page.
		£	s.	d.	wt. qrs. lbs.				£	s.	d.	wt. qrs. lbs.	
164	10' x 11' 0"	11	1	0	15 2 11	114	172	10' x 12' 0"	9	19	3	11 3 6	115
"	10' x 12' 0"	11	11	0	16 1 23	"	"	10' x 13' 0"	10	9	6	12 2 12	"
"	10' x 13' 0"	12	1	9	17 1 7	"	"	10' x 14' 0"	11	0	0	13 1 18	"
"	10' x 14' 0"	12	13	3	18 0 19	"	"	10' x 15' 0"	11	10	9	14 0 24	"
"	10' x 15' 0"	13	4	6	19 0 3	"	"	10' x 16' 0"	12	11	3	15 0 2	"
"	10' x 16' 0"	13	15	0	19 3 15	"	"	10' x 17' 0"	13	3	6	15 3 8	"
"	10' x 17' 0"	13	14	9	20 2 27	"	"	10' x 18' 0"	13	15	9	16 2 14	"
"	10' x 18' 0"	14	16	6	21 2 11	"	173	8' x 10' 0"	6	3	0	7 3 29	"
165	6' x 10' 0"	5	10	0	5 1 11	"	"	8' x 11' 0"	6	12	0	8 1 21	"
"	6' x 11' 0"	5	17	0	5 2 21	"	"	8' x 12' 0"	7	1	0	9 0 0	"
"	6' x 12' 0"	6	4	3	6 0 3	"	"	8' x 13' 0"	7	8	9	9 2 4	"
"	6' x 13' 0"	6	11	0	6 1 13	"	"	8' x 14' 0"	7	17	0	10 0 8	"
"	6' x 14' 0"	6	18	0	6 2 23	"	"	8' x 15' 0"	8	5	3	10 2 12	"
"	6' x 15' 0"	7	5	0	7 0 5	"	"	10' x 10' 0"	7	9	9	10 0 13	"
"	7' x 10' 0"	7	2	6	7 1 3	"	"	10' x 11' 0"	8	1	3	10 3 19	"
"	7' x 11' 0"	7	11	3	7 3 4	"	"	10' x 12' 0"	8	11	6	11 2 23	"
"	7' x 12' 0"	8	1	0	8 1 5	"	"	10' x 13' 0"	9	2	6	12 2 3	"
"	7' x 13' 0"	8	8	9	8 3 6	"	"	10' x 14' 0"	9	13	6	13 1 9	"
"	7' x 14' 0"	8	18	0	9 1 7	"	"	10' x 15' 0"	10	4	0	14 0 15	"
"	7' x 15' 0"	9	6	9	9 3 9	"	"	10' x 16' 0"	10	16	0	14 3 21	"
"	9' x 10' 0"	8	14	6	10 3 21	"	"	10' x 17' 0"	11	6	0	15 2 27	"
"	9' x 11' 0"	9	2	6	11 1 7	"	"	10' x 18' 0"	11	16	6	16 2 5	"
"	9' x 12' 0"	9	10	9	11 2 21	"	"	11' x 12' 0"	10	12	3	15 3 23	"
"	9' x 13' 0"	9	18	6	12 0 7	"	"	11' x 13' 0"	11	3	9	16 3 9	"
"	9' x 14' 0"	10	6	3	12 1 21	"	"	11' x 14' 0"	11	15	6	17 2 21	"
"	9' x 15' 0"	10	14	3	12 3 7	"	"	11' x 15' 0"	12	7	6	18 2 5	"
"	9' x 16' 0"	11	3	9	13 0 21	"	"	11' x 16' 0"	12	18	9	19 1 17	"
"	9' x 17' 0"	11	11	6	13 2 7	"	"	11' x 17' 0"	13	10	3	20 1 1	"
"	12' x 12' 0"	14	13	6	18 3 14	"	"	11' x 18' 0"	14	2	3	21 0 13	"
"	12' x 13' 0"	15	12	3	20 0 18	"	"	12' x 12' 0"	10	11	6	14 1 24	"
"	12' x 14' 0"	16	11	3	21 2 1	"	"	12' x 13' 0"	11	4	3	15 1 29	"
"	12' x 15' 0"	17	10	3	22 3 13	"	"	12' x 14' 0"	11	17	9	16 1 16	"
"	12' x 16' 0"	18	8	9	24 0 23	"	"	12' x 15' 0"	12	10	9	17 1 12	"
"	12' x 17' 0"	19	8	6	25 2 6	"	"	12' x 16' 0"	13	4	0	18 1 8	"
"	12' x 18' 0"	20	7	6	26 3 17	"	"	12' x 17' 0"	13	16	6	19 1 4	"
166	7' x 15' 0"	8	17	3	10 0 25	"	"	12' x 18' 0"	14	9	0	20 1 0	"
"	7' x 16' 0"	9	7	6	10 2 26	"	"	10' x 14' 6"	25	4	0	29 2 5	"
"	7' x 17' 0"	9	16	0	11 0 27	"	"	10' x 11' 0"	22	1	0	24 3 18	"
"	7' x 18' 0"	10	5	3	11 3 9	"	"	10' x 17' 0"	36	1	3	39 2 0	"
171	12' x 12' 0"	16	12	6	14 3 0	115	"	10' x 18' 0"	38	13	9	41 2 0	"
"	12' x 13' 0"	11	4	9	15 2 24	"	"	..	..	..	..	..	"
"	12' x 14' 0"	11	17	6	16 2 20	"	"	..	..	..	..	..	"
"	12' x 15' 0"	12	9	3	17 2 16	"	"	..	..	..	..	..	"



MACFARLANE'S COLUMN AND PILASTER CAPITALS.

These are supplied as illustrations. When ordered with bell the ornaments are fixed to bell ready for erection. No other fixings are included in price. Any alteration to diameter is extra to price. In ordering, give the design number, size and quantity required.

As 2 No. 191 Column Capital 21".

No.	Size.	Each.	Lbs.	Cat. Page.	No.	Size.	Each.	Lbs.	Cat. Page.
4	9"	13.8	34½	116	14	4"	1/6	3	116
"	12"	14.8	32	"	15	3½"	1/9	5½	"
8	9"	43.6	56	"	16	3½"	1/9	5	"
13	15" with bell and abacus	101.9	163	"	17	4½"	2/1	5	"
"	15" without do	41.3	86	"	191	21" diameter	285.6	727	"
"	26" with do	222	621	"	192	23"	318	851	"
"	26" without do	116	392	"	193	7' 6"	To ord.	..	"

MACFARLANE'S ENRICHMENTS, DEVICES, &c.

These are supplied as illustrated without any fixings, these, if required, being extra to the list price. In ordering, carefully specify the design number, size and quantity required, stating clearly if any fixings are wanted and their nature.

As 2 No. 44 Panel Enrichments, 2' 6" x 2' 0".

No.	Size.	Price.	Lbs.	Cat. Page.	No.	Size.	Price.	Lbs.	Cat. Page.
16	Any size	To ord	..	120	76	Any size	To ord	..	120
18	"	"	..	"	80	"	"	..	"
26	"	"	..	"	84	9½" x 11½"	4/	20	ea. 119
22	"	"	..	"	92	Any size	To ord	..	120
24	"	"	..	"	200	2' 3" x 2' 8" x 2½"	21.6	106½	ea. 119
28	2' 7" x 1' 0"	15/6	..	ea. 119	"	2' 5" x 2' 8" x 1' 0"	41/	109	"
30	1' 3½" x 4"	4.2	13	"	302	1' 1"	4.4	13	"
"	1' 3"	28.9	99	yd.	307	1' 1" x 1' 2½" x 2"	8.8	33	"
38	Any size	To ord	..	120	"	1' 1" x 1' 2½" x 3"	15.8	43	"
40	"	"	..	"	330	1' 3"	5.3	18	"
44	2' 6" x 2' 0"	9.8	54	ea. 119	331	7½"	2.1	5	"
"	4' 0" x 3' 3"	38.9	252	"	379	10"	11.9	5½	"
45	11"	2.4	9½	"	389	11½"	4.2	17	"
46	2' 3" x 1' 3½"	8.7	42	"	410	10½"	4.1	10	"
50	Any size	To ord	..	120	"	1' 7"	8.3	36	"
57	3' 3" x 3' 2½"	14/	80	ea. 119	"	1' 9"	11.3	56	"
58	3' 4" x 3' 6"	15.8	53	"	412	9" x 1' 0" x 2"	4.4	14	"
59	Any size	To ord	..	120	"	9" x 1' 0" x 5½"	9.6	26½	"
62	"	"	..	"	456	1' 4"	7.9	32	"
63	1' 6½" x 1' 4½"	12/10	42	ea. 119	469	2' 4" x 3' 0"	24.6	96	"
67	Any size	To ord	..	120	"	2' 4" x 3' 0" corner	33.6	99	"
75	"	"	..	"	..	..	..	..	..

MACFARLANE'S HINGE ENRICHMENTS AND SIGN LETTERS.

These are provided with screw-holes for fixing to wood door, any other special fixings being extra. In ordering, please specify the pattern number, size and quantity required, and in the case of Sign Letters give the exact number of each letter. Also state if you wish the usual screw-holes.

As No. 2 Sign Letters 4' 0" high, to form Macfarlane, with screw-holes.

MACFARLANE'S HINGE ENRICHMENTS.

No.	Size.	Each.	Lbs.	Cat. Page.	No.	Size.	Each.	Lbs.	Cat. Page.
1	1' 2½"	1/7	5	121	7	2' 8½"	3/6	16	121
"	1' 4½"	1/7	5	"	8	1' 5"	2/2	6	"
"	1' 8½"	2/2	5	"	9	2' 0"	4/3	10	"
2	1' 8"	10d	3½	"	"	2' 6"	5/9	14	"
3	2' 4"	4/2	15	"	"	3' 2"	8/5	24	"
5	1' 6"	1/7	5	"	12	1' 2½"	1/3	5	"
"	1' 8"	1/10	5½	"	13	1' 2½"	1/6	3	"
"	2' 5½"	3/3	12	"	87	8"	1/7	3½	"
6	1' 5½"	2/2	6	"	88	1' 6"	2/1	5	"
"	2' 1½"	3/3	9	"	91	1' 1"	1/4	2½	"
7	1' 9"	2/3	7	"	"	2' 0"	2/4	6	"

MACFARLANE'S SIGN LETTERS AND NUMERALS.

No.	Letters	Size.											Each.	Lbs.	Cat. Page.	
		2	2½	3	4	6	9	12	16	20	24	Ins.				
No. 1	Letters	2½d	2½d	2½d	3½d	6½d	11d	1/3	2/4	3/5	4/10	each	121			
	do	Lbs.	½	½	½	1	2½	5½	9	20	24	40	"	"	"	
No. 1	Numerals	2½d	2½d	2½d	3½d	6½d	11d	1/3	2/4	3/5	4/10	"	"			
	do	Lbs.	½	½	½	1	2½	4½	9	13	20	40	"	"	"	
No. 1	Commas and Periods	1½d	2½d	2½d	3½d	3½d	4½d	5d	"	"	"	"	"			
	do	Lbs.	½	½	½	2	2½	3	3	"	"	"	"			
			Size.											Each.	Lbs.	Cat. Page.
No. 2	Letters	2' 0" high x 1' 6" average width											4/1	19½	121	
	do	3' 0" " x 2' 3" " " "											9/	37	"	
	do	4' 0" " x 2' 8" " " "											13/2	66	"	
	do	5' 0" " x 3' 0" " " "											19/8	124	"	
No. 4	Letters	4' 0" " x 2½" " " "											2½d	½	"	
	do	6" " x 4" " " "											5½d	1	"	
	do	10" " x 7" " " "											10½d	2½	"	
	do	1' 0" " x 8" " " "											1/3	4	"	
	do	1' 6" " x 1' 0" " " "											2/5	13	"	
	do	2' 0" " x 1' 4" " " "											3/7	16	"	

Other sizes to order.



SECTION VII—WINDOWS, &c.

FOR ROOFS, WALLS, PARTITIONS, DOORS, &c.

MACFARLANE'S WINDOWS.

The glass is cut to the size of the pane and fixed in with putty. In erection the window is usually fixed so that the glass is put in from the outside, in order that pressure of wind will drive the glass against the iron check of the astragal. In some cases this is impracticable, and when this is so, copper pins should be put through the astragal to keep glass in position in addition to the usual putty. Copper pins or haling for same, putty or glass, are not included in price. Fixings of all kinds to walls, wood frames, or other members are extra.

In ordering, clearly specify the design number, size and quantity required, and give particulars of the material windows fix to, and state nature of fixings preferred.

As 2 No. 14 Windows 5' 0" x 7' 0" with sungs all round for screwing to wood.

No.	Size.	Each.			Cat. Page.	No.	Size.	Each.			Cat. Page.						
		£	s.	d.				c.	q.	l.		£	s.	d.	c.	q.	l.
14	5' 0" x 7' 0"	2	8	3	1	2	12	124	17	4' 0" x 4' 6"	0	19	6	0	3	0	..
15	5' 0" x 5' 4"	1	6	6	1	0	5	..	22	3' 5" x 6' 9"	1	10	9	1	0	8	125
16	3' 6" x 7' 0"	1	10	3	1	1	12	..	23	3' 6" x 8' 4 1/2"	3	16	9	3	0	27	..
a	4' 0" x 6' 6"	1	9	6	1	0	11	..	..	5' 0" x 8' 4 1/2"	4	12	6	3	2	24	..
17	3' 6" x 5' 3"	1	1	9	0	3	25	124	..	..	..	..	..	..	..	..	

MACFARLANE'S SEMICIRCULAR WINDOWS.

No.	Size.	Each.			Cat. Page.	No.	Size.	Each.			Cat. Page.						
		£	s.	d.				c.	q.	l.		£	s.	d.	c.	q.	l.
14	5' 0" x 1' 8"	1	7	0	0	2	8	126	28	4' 1 1/2" x 2' 1 1/2"	0	18	0	0	0	21	126
16	3' 6" x 1' 9"	0	8	10	0	1	15	..	31	4' 0" x 2' 5"	2	0	0	1	0	7	..
a	4' 0" x 2' 0"	0	10	3	0	1	12	..	32	4' 0" x 2' 2"	0	13	3	0	1	22	..
18	4' 0" x 1' 6 1/2"	1	3	3	1	0	8	..	33	4' 6 1/2" x 2' 4"	0	19	6	0	2	9	127
19	4' 0" x 1' 10"	0	9	0	0	1	11	..	a	5' 2 1/2" x 2' 7 1/2"	1	12	3	0	3	20	..
20	4' 4" x 2' 2"	0	9	9	0	1	20	..	a	6' 10" x 3' 5 1/2"	3	3	9	1	2	18	..
24	3' 0" x 1' 7 1/2"	0	10	4	0	0	23	..	a	7' 8 1/2" x 3' 11"	3	17	9	1	3	23	..
26	3' 2 1/2" x 1' 8 1/2"	0	10	10	0	0	20	..	35	16' 0" x 8' 3"	20	11	3	11	1	18	128

MACFARLANE'S CIRCULAR WINDOWS.

No.	Diameter.	Each.			Cat. Page.	No.	Diameter.	Each.			Cat. Page.						
		£	s.	d.				c.	q.	l.		£	s.	d.	c.	q.	l.
37	3' 1 1/2"	0	17	3	0	2	7	129	38	12' 11 1/2"	8	6	9	4	2	20	129
a	4' 7 1/2"	1	11	3	1	0	0	..	..	..	..	..	..	..	..	..	

MACFARLANE'S DORMER WINDOWS.

The prices of Dormer Windows include complete window ready for erection on roof, but exclusive of glass. It will be observed that on the side view, a flange is indicated to enable leadwork of roof to be flashed properly to the window. It is essential that this pitch be followed. If to a different pitch, extra cost will be entailed.

In ordering give design number, size and quantity required, and if necessary to make the window to a new pitch, give the pitch.

As 3 No. 30 Dormer Windows 5' 6" x 5' 8" as Catalogue Illustration.

No.	Size.	Each.			Cat. Page.	No.	Size.	Each.			Cat. Page.						
		£	s.	d.				c.	q.	l.		£	s.	d.	c.	q.	l.
30	3' 0" x 3' 5"	2	0	3	1	1	0	130	39	6' 10" x 7' 3"	13	1	9	7	1	18	130
a	5' 6" x 5' 8"	7	17	3	4	2	25	..	..	..	..	..	..	..	..	..	

MACFARLANE'S CUPOLA LIGHTS.

Glass and putty are not included in the list prices of these Cupolae. We include snugs at bottom to screw down to wood or other coaming. Any other fixings or additions to that shown on illustration are extra.

In ordering, give design number, size and quantity required. If any special fixings, ventilator, &c., are wanted, give description of same.

As 1 No. 47 Cupola 15' 6" x 7' 3" to fix on wood sill, otherwise as Catalogue illustration.

No.	Size.	Each.			Cat. Page.	No.	Size.	Each.			Cat. Page.						
		£	s.	d.				c.	q.	l.		£	s.	d.	c.	q.	l.
43	3' 7" x 5' 8"	2	5	9	2	1	2	131	45	8' 9" x 1' 4"	14	7	9	5	0	10	..
44	4' 0" x 8"	1	11	3	0	3	1	..	a	10' 1 1/2" x 1' 9"	16	19	3	6	0	10	..
45	3' 2 1/2" x 6"	2	1	0	0	2	17	..	a	11' 2 1/2" x 2' 2"	20	16	0	8	2	27	..
a	3' 8" x 7"	2	2	0	0	2	19	..	47	14' 0" x 5' 4"	73	9	2	22	0	24	..
a	4' 8 1/2" x 7"	2	12	3	1	0	5	..	a	15' 11 1/2" x 7' 3"	91	10	2	29	0	14	132
a	5' 3" x 8"	4	2	6	1	0	21	..	a	16' 3" x 9' 4"	108	12	9	37	1	21	..
a	6' 2 1/2" x 11"	4	14	6	1	3	1	..	..	..	..	..	..	..	..	..	

MACFARLANE'S ARCH AND LEAN-TO ROOFS.

These are exclusive of glass or putty, and are intended to fix to wood or other beam at bottom. This beam is not included.

In ordering, give design number, size and length required, stating clearly the nature of the wall or runner to which it is to be fixed.

As No. 48 Arch Roof 8' 0" wide x 20' 0" long to fix to wood runners and between stone walls.

No.	Size.	Each.			Cat. Page.	No.	Size.	Each.			Cat. Page.						
		£	s.	d.				c.	q.	l.		£	s.	d.	c.	q.	l.
48	8' 0" span in 4' 0" bay	7	13	9	3	1	15	133	49	4' 0" span in 4' 0" bay	4	6	6	1	3	18	133
a	8' 0" " 5' 0" "	8	14	6	4	0	12	..	a	6' 0" " 5' 0" "	6	16	6	2	3	10	..
a	12' 0" " 5' 0" "	13	1	0	5	1	22	..	..	..	..	..	..	..	..	..	

MACFARLANE'S STRUCTURES.

The prices of the structures are as detailed in the list, but these are usually made to suit particular positions, necessitating either more or less work according to the variation in the size. The prices therefore will only serve as a guide.

In ordering, please specify the design number, size and quantity required. If to suit some special position, give a dimensioned sketch or drawing of this position, showing clearly the position and sizes of any openings or projections which might affect the structure.

As 1 No. 212 Verandah to suit details given on accompanying sketch.

MACFARLANE'S VERANDAS.

No.	Height	With Floor Plates or Gratings, but Exclusive of Roof.						Galvanized Iron Roof.						Cat. Page.												
		Bays 5' 10 1/2" Centres.			Return Ends, 5' 4 1/2" Centres.			Centre Bays.			Return Ends.															
		Each.			Each.			Each.			Each.															
111	15' 8"	24	16	5	17	0	20	16	4	6	7	1	7	2	12	6	10	3	10	2	8	0	0	3	7	118



## MACFARLANE'S VERANDAS.—Continued.

No.	Height	Exclusive of Roof.			Zinc Roof.			Cat. Page						
		3 Bays. 1-8' 0" & 2-4' 0"	Additional 4' 0" Bays.	Return Ends. 6' 0" centres.	3 Centre Bays. 1-8' 0" & 2-4' 0"	Additional 4' 0" Bays	Return Ends							
		Whole.	Each.	Each.	Whole.	Each.	Each.							
211	12' 0"	£ 49 1 0	24 0 0	12 3 9	6 3 2	20 13 9	0 9	16 10 3	5 0 18	1 8 3	1 0 26	135		
No.	Height	Exclusive of Roof.			Zinc Roof.			Cat. Page						
		3 Bays 5' 3" centres 1 with- out Dado Rail	Additional 5' 3" Bays.	Return Ends 5' 3" centres.	3 Centre Bays. 5' 3" centres.	Additional 5' 3" Bays.	Return Ends							
		Whole.	Each.	Each.	Whole.	Each.	Each.							
212	12' 9"	£ 30 8 3	14 1 0	5 9 3	1 0 11	1 0 3	1 9	11 2 6	3 1 0	5 0 0	1 0 2	3 18 0	1 0 13	135

Other divides on application.

## MACFARLANE'S STRUCTURES.

No.	Description.	Each.		Cat. Page
		£ s. d.	c. q. l.	
202	Door Hood with Balcony 14' 0" x 6' 9"	36 4 3	27 3 22	134
203	Porch 8' 0" x 4' 0" x 10' 0" high, exclusive of roof	15 13 9	7 1 0	"
204	do 8' 0" x 4' 0" x 11' 3" " " "	23 8 6	11 1 11	"
221	Bandstand 20' 0"	242 1 9	105 0 11	136
"	do 24' 0"	276 12 0	128 1 11	"
222	do 20' 0"	291 10 9	137 1 26	137
"	do 24' 0"	314 4 0	145 1 10	"
224	do 20' 0"	138 1 0	86 3 4	138
"	do 24' 0"	157 2 9	107 3 13	"
204 <sup>1</sup>	do 30' 0"	805 0 0	573 0 0	139
226	Kiosk 9' 6" dia. x 20' 0" high	153 9 3	46 1 14	140
233	Conservatory with smoking room	To order	..	142
234	Conservatory	"	..	143
235	do	"	..	"
238	do	"	..	141



