


MACFARLANE'S
CASTINGS /
VOL. II.



CONTENTS OF VOLUME II.

CONTENTS,	PAGE
FRONTISPIECE,	397
TITLE PAGE,	398
PREFACE,	399
	400
SECTION X.—SEATS, DESKS, TABLES, &c.	
Bench, Revolving Seat and Settee Standards,	401
Park and Garden Benches,	401-402
Chair Range Standards,	403
School Desk and Bench Standards,	403-405
Office Desk, Division Bracket, &c.,	406
Ink Wells and Counter Guard,	406
Table Standards,	407
SECTION XI.—LAVATORY RANGES.	
Wash-hand Basin Ranges,	408
Tip-up W.-H. Basin Ranges,	408
W.-H. Running Water Trough Ranges,	408
Wash-foot Basin Ranges,	408
SECTION XII.—BATHS, PUMPS, &c.	
Baths, Sinks, and W. C. Basins,	409
Pumps and Cisterns,	410
Boilers and Furnace Fittings,	410
Plumbers' Tools,	410
SECTION XIII.—FOUNTAINS.	
Wall Fountains,	411
Pillar Fountains,	411-412
Fountains with Canopies,	412-413
Fountains with Lamps,	414-415
Water Troughs,	416
Circular Water Troughs with Fountains and Lamps,	417-419
Example No. XLIV. Street Sanitary Appliances,	420
SECTION XIV.—URINALS.	
Urinals,	421-424
Examples,	425-426
SECTION XV.—TROUGH WATER CLOSETS.	
Trough Water Closets,	425-428
Examples,	425-426
SECTION XVI.—TROUGH DRY CLOSETS.	
Trough Dry Closets,	429-432
Screen Walls,	433
Ordure Cart and Dry Closet Tools,	433
Cleansing Hose Apparatus,	433
Examples,	435-436
SECTION XVII.—DUST BINS.	
Dust Bins,	434
Examples,—Plans of Sanitary Appliances,	435-436
SECTION XVIII.—LAMPS.	
Lamp Pillars,	437-475
Lamp Brackets,	476-483
Lamp Arches,	484-486
Lamp Pendants,	487-488
Lanterns,	489-490
Examples,	491-492
Lamps with Drinking Fountains and Troughs, &c. Section XIII.	
SECTION XIX.—BRACKETS.	
Brackets, Trusses, Consoles, Corbels, and Cantilever,	494-510
Curved and Bevelled Brackets,	511-512
Spandril Brackets and Arches,	513-544
Column Brackets,	545-562
Bracket and Spandril Shafts,	563-564
Roof Spandrils and Girders,	565-566
Examples,	567
Other Examples at end of Section XX.	
SECTION XX.—COLUMNS.	
Columns and Mullions,	570-580
Square Columns,	572-580
Pilasters,	590-591
Column and Pilaster Capitals,	592-593
Pedestals,	594-596
Examples,	597-604
Other Examples at end of Catalogue.	
SECTION XXI.—ENRICHMENTS.	
Continuous Enrichments,	605-609
Panel and Terminal Enrichments,	610-611
Pilaster and Cornice Enrichments,	612-613
Devices, Royal Arms, &c.,	614-616
Hinges, Sign Letters, Numerals, and Tablets,	617-619
Signs,	620
Examples,	620-626
SECTION XXII.—WINDOWS.	
Windows,	627-633
Semicircular Windows and Fanlights,	634-640
Circular Windows,	641-642
Dormer Windows,	643-646
Cupola and Roof Lights,	647-651
Arch and Lean-to Roofs,	652
Examples, Stained Glass Cupola Light,	654-655
Other Examples at end of Catalogue.	
SECTION XXIII.—STRUCTURES.	
Porches, Door Hoods with Balconies, &c.,	657-659
Verandahs, Porticoes, Covered Ways, Colonnades, Recreation Pavilion, Vestibule with Carriage Canopy, &c.,	660-669
Wall Shades, Door and Window Hoods, &c.,	669
Bandstands, Pavilions, Summerhouses, Arbours, Kiosks, &c.,	670-677
Game and Meat Larder, &c.,	678
Clock Towers with Lamps, Drinking Fountains, &c.,	679-681
Conservatories, Winter Gardens, Floral Halls, Smoking Room, Airing Room, &c.,	682-688
Examples,—Pavilion, Grand Stand, Semicircular Roof, Building Front, &c.,	689-693
See also Business Fronts, Shops, Arcades, &c.,	697-699

LIST OF EXAMPLES AND GENERAL INDEX AT END.

FOR INDEX TO THE ILLUSTRATIONS SEE PRICE LIST.



ILLUSTRATED CATALOGUE OF

MACFARLANE'S CASTINGS.

SIXTH EDITION.

VOLUME II.



Contractors by Special Appointment to his Majesty's War Department.

TRADE



MARK

Mess^{rs} A. Fontes & Co^o Ltd

WALTER MACFARLANE & CO.,

ARCHITECTURAL, SANITARY, AND ENGINEERING ART FOUNDERS,

SARACEN FOUNDRY,

POSSILPARK, GLASGOW.

SECTION X.—SEATS, DESKS, TABLES, &c.

FOR SCHOOLS, CHURCHES, HALLS, THEATRES, REFRESHMENT ROOMS, GARDENS, SHIPS, &c.

One of the most encouraging features of the age, is the frequent assemblage of large numbers of people for intellectual, social, recreative and educational improvement. It has therefore become a matter of importance to provide Seat accommodation suitable for such occasions, combining durability, neatness and economy. In these respects our material equals cast iron for Seat, Desk and Table Standards, and the following designs have been prepared with a view to meet all the varied requirements of public use.

Please insert in Specification "To be Macfarlane's Castings, from Saracen Foundry, Glasgow," to prevent an inferior article being supplied.

Revolving Seat, Settee and Bench Standards,	page 401	Drawing Desk and Bench Standards,	page 405
Shop Counter Seat Standard,	" 401	Office Desk Division Bracket, &c.,	" 406
Bench Arms,	" 401	Office Umbrella Stands,	" 406
Park and Garden Benches,	401-407	Ink Wells,	" 406
Chair Range Standards,	" 403	Counter Guard,	" 406
School Desk and Bench Standards,	403-405	Table Standards,	" 407



PREFACE.


We have much pleasure announcing that our Illustrated Catalogue is now completed by the issue of this the second volume.

The work as a whole occupies a unique position among trade catalogues. It is divided into twenty-three Sections, each dealing with a particular branch of our manufactures, and having an explanatory preface at the beginning. At the end of each Section we give "Examples" illustrating the application of our castings, which, however, can only be looked upon as vaguely suggestive of the innumerable purposes they are suitable for, and which our customers can themselves best supplement according to their own special requirements. We shall be glad to aid them in doing so on receiving detailed sizes and particulars relating to the purpose they have in view. A list of these "Examples," along with a general Index to the Catalogue, is given at the end of volume second.


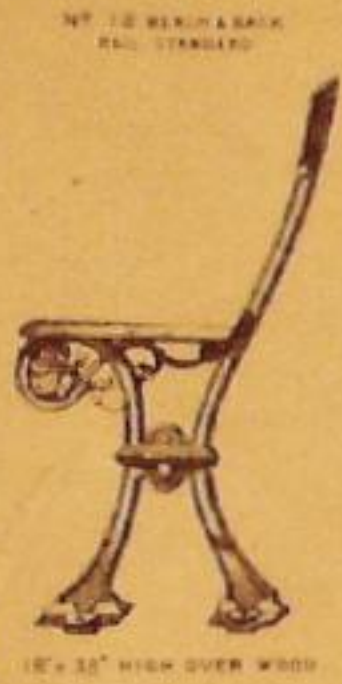
We call special attention to an extensive branch of our trade illustrated in "Section XXIII.—Structures," embracing Business Premises, Shop Fronts, Arcades, and every conceivable outdoor structure for recreation, shelter, rest, shade, and ornament; Cast Iron being beyond all other materials adapted for such, occupying little space, giving the maximum light, strength, and durability, and expressing the most elegant picturesque forms and lacelike tracery, for which stone is too massive and wood too perishable.

In carrying forward this work to completion, we have been largely encouraged by the exceptional position our Castings have attained in the markets of the world, and it shall be our endeavour to still further merit the confidence that has been so liberally awarded us.


WALTER MACFARLANE & CO.



MACFARLANE'S CASTINGS — PARK AND GARDEN SEATS



NO. 11 GARDEN BENCH




NO. 42 GARDEN BENCH



NO. 40 GARDEN BENCH

SCALE




MACFARLANE'S CASTINGS — SEATS &c



NO. 82 CHAIR RANGE STANDARD
For any number of persons



NO. 82 CHAIR
APPLICATION OF CURVING



NO. 82 CHAIR RANGE
APPLICATION OF CURVING

Reserved Seats in public assemblies of whatever kind, being entitled to superior accommodation, we have designed the Chair Range to combine an open, airy comfort, with cleanliness, convenience and portability. The folding seat gives freedom of passage with economy of space, and may be removed when necessary for cleaning or other purpose; and the chairs for one, two, and three persons can be lifted complete for rearranging passages, &c., with separating any of the parts.

MACFARLANE'S SCHOOL DESKS AND BENCHES



NO. 1 DESK STANDARD
24" x 12" x 24" HIGH OVER WOOD
For application of wood see No. 1 Desk and Bench, page 404.



NO. 2 DESK STANDARD
24" x 12" x 24" HIGH OVER WOOD
For application of wood see No. 1 Desk and Bench, page 404.



NO. 3 DESK STANDARD FOR BOOKS
24" x 12" x 24" HIGH OVER WOOD
For application of wood see No. 1 Desk and Bench, page 404.



NO. 5 DESK, WOODEN
24" x 12" x 24" HIGH OVER WOOD



NO. 20 DESK STANDARD
24" x 12" x 24" HIGH OVER WOOD



NO. 10 SINGLE DESK AND BENCH STANDARD WITH WOOD
24" x 12" x 24" HIGH OVER WOOD



NO. 12 SINGLE DESK WITH NO. 12 BENCH AND BENCH SILL
APPLICATION OF WOOD




NO. 5 FOLDING DESK STANDARD
24" x 12" x 24" HIGH OVER WOOD
For application of wood see No. 12 Folding Desk and Bench, page 404.




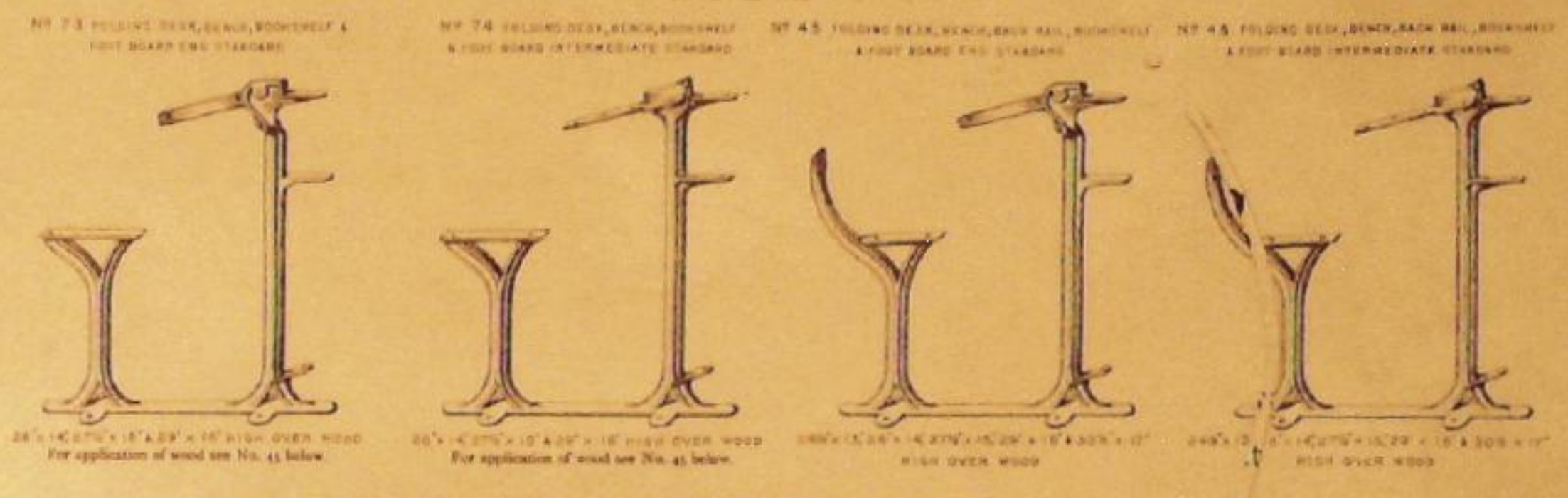
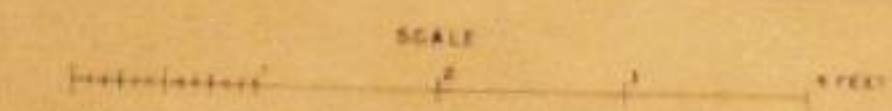

NO. 14 FOLDING DESK STANDARD
24" x 12" x 24" HIGH OVER WOOD
For application of wood see No. 12 Folding Desk and Bench, page 404.

SCALE


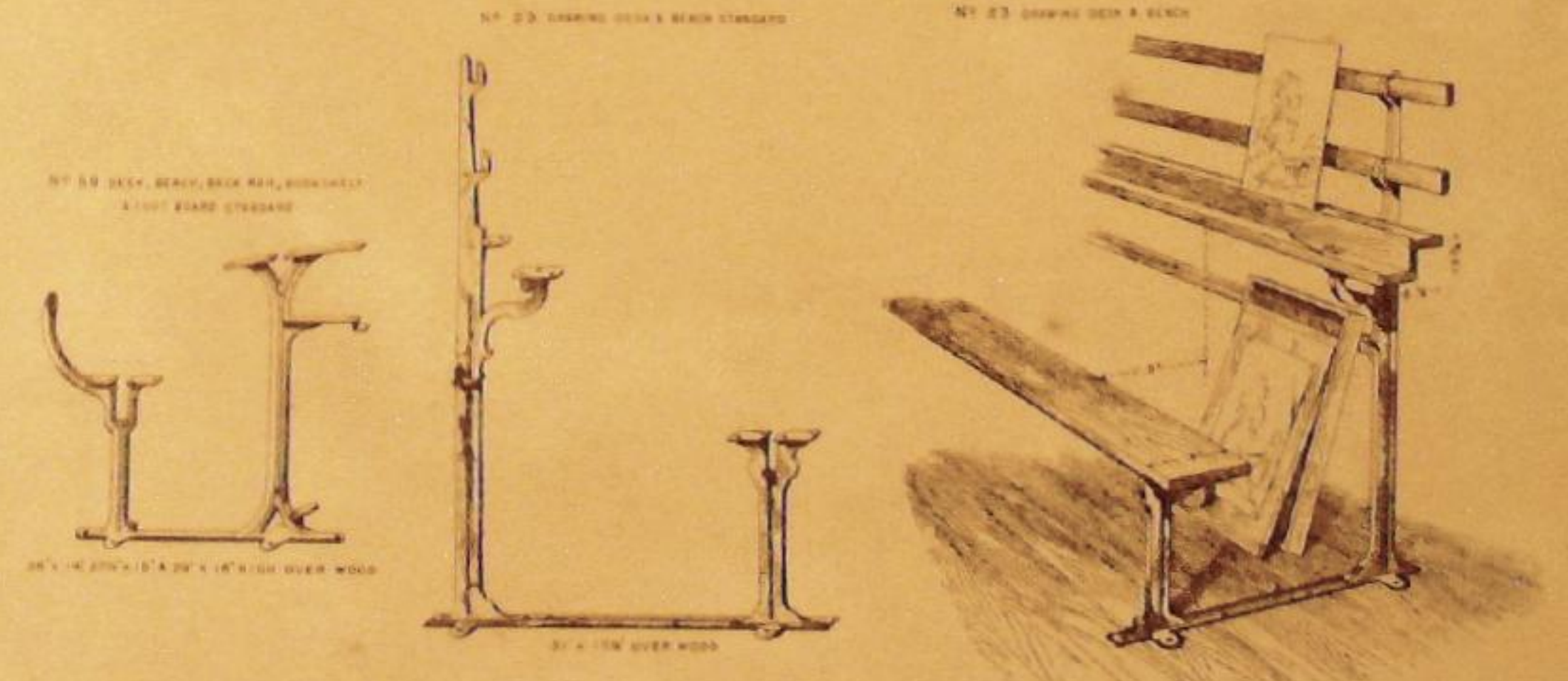




The part A.B.C. being movable may be used for Desk as shown at A, for Book Rail as at B, or for Table as at C, if necessary may require. (Provision can also be made for bookboard in order.)



The above Desk combines the following important desiderata:—1st. A Solid Writing Desk with Bookshelf, Foot Board, and Back Rail specially designed to assist the scholar in maintaining a correct and healthful posture. 2nd. A Reading Desk of suitable inclination and distance from the eye. 3rd. A clear space between Desk and Seat for drill exercise or sewing lessons. 4th. The Mechanism is simple, not liable to be put out of order, and free from exposed joints, such as are apt to cause injury by accidentally closing on the fingers.




MAGFARLANE'S CASTINGS — OFFICE DESKS &c

The following arrangement of Desks is particularly suitable for large offices. Although forming a continuous range, every Desk is complete in itself, the Divisional Brackets indicating the limit of each compartment, and the clerks facing the backs of those in the next range. At the back of each is a shelf for his books and papers not in immediate use and a hook for his coat and hat, the whole conducing to a quiet orderliness and easy supervision.

N^o 66 OFFICE DESK




NOTE.—Letters in above illustration refer to corresponding patterns below



MAGFARLANE'S CASTINGS — TABLES

For Dining Halls, Refreshment, Reading, and Recreation Rooms, Shops, Public Institutions, Gardens, &c.



Tip of No. 87 can be folded into position shown by dotted line, to save space when not in use.


SECTION XI.—LAVATORY RANGES.

FOR SCHOOLS, HOSPITALS, AND PUBLIC INSTITUTIONS.


The clean and orderly habits now inculcated in all our Public Institutions, are largely dependent on the improved appliances available for the purpose, none being more effective towards this end than our Wash Hand and Wash Foot Ranges, which have stood the test of public approval for the last twenty-seven years, their simplicity of construction, strength, and nonliability to get out of order, rendering them peculiarly fitted for Public purposes.

Please insert in specification "To be Macfarlane's Castings, from Saracen Foundry, Glasgow," to prevent an inferior article being supplied.

No 1 W H BASIN RANGE

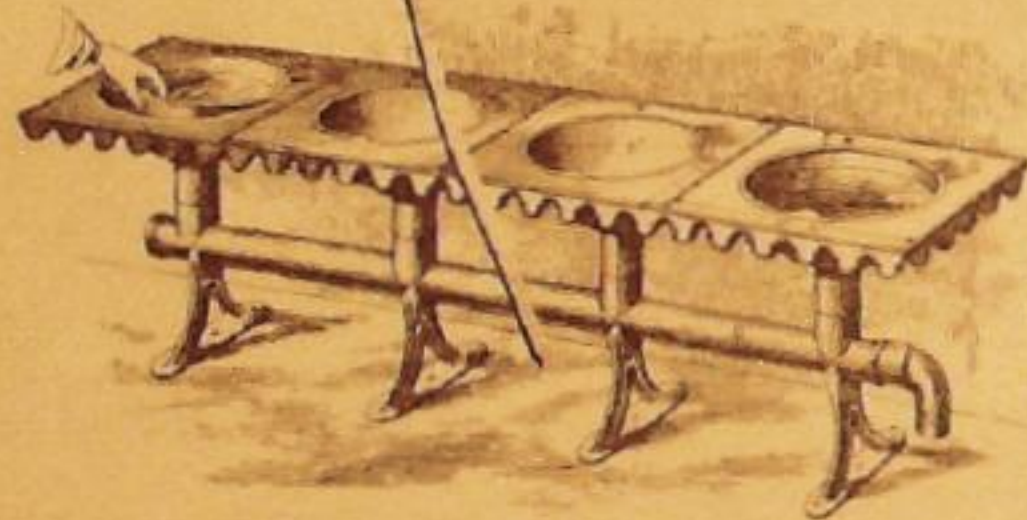


No 2 W H BASIN DOUBLE RANGE




The basins have each an overflow B leading to the discharge pipe, and in the bottom of each a moveable stopper, acted on by the lever C, allows the water to pass through pipe D E to the sewer. An inch square hole F for fixing supply cock by jam nut, is on left hand of overflow, and a draining Soap Holder G is on right hand.

No 3 TIP-UP W H BASIN RANGE



No 13 W H RUNNING WATER RANGE



In our Tip-Up Basins provision is made for cleaning the inner and outer Basins. There are no screws or small pieces to get lost, and no joints to rust or cause leakage. The Soap Holder and Preparation for Supply-Cock are same as in Nos. 1 and 2. Can also be supplied in Double Ranges (as shown in illustration of No. 2 above), and are then called No. 3.

In our W. H. Running Water Range, the water does not accumulate, but flows continuously from the trough by discharge pipe B, so that the ablutions are performed in running jets of water, preventing all possibility of infection, and occupying no time beyond that required for washing. A draining Soap Holder G is at back of Trough, with an inch square hole F at intervals for fixing supply pipe. Can also be supplied in Double Ranges (as shown in illustration of No. 2 above), and is then called No. 14.

No 5 W H BASIN STAND ALSO No 10 TIP-UP BASIN STAND



No 6 W H BASIN STAND ALSO No 11 TIP-UP BASIN STAND



No 7 W H BASIN STAND ALSO No 12 TIP-UP BASIN STAND



Nos. 5, 6 and 7 W. H. Basin Stands are of same construction as Nos. 1 and 2 described above. Nos. 10, 11 and 12 Tip-Up Basin Stands are of same construction as No. 3 described above.

No 1 WASH FOOT BASIN RANGE



The Overflow, Discharge, Soap Holder and Preparation for Supply are the same as in No. 1 Wash Hand Basin Range.




MACFARLANE'S

CASTINGS.

Stable Fittings.

The following is a selection from our Illustrated Catalogue of Stable Fittings, in addition we supply everything necessary for Stables, including Drains, Gutters, Traps, Ventilators, Fountains, Tiles for walls and Clinkers for paving, and all kinds of Ornamental Ironwork for Stable Buildings.

No 2 STALL




- A No 2 STALL POST 4" or 5" dia.
- D No 1 REPLACING SLIP
- G No 2 NAME PLATE
- J No 2 STALL MANGER AND HAYRACK
- E No 2 RAMP BAIL for 1 1/2" or 2" wood.
- K No 1 WALL TOP BAIL
- H No 1 WALL RING
- L No 1 HALTER TIE
- C No 1 BASK BAIL for 1 1/2" or 2" wood.
- F No 1 WALL BASK BAIL
- I No 1 FOOT RING
- M No 1 COVERED SURFACE DRAIN

Any item can be supplied separately or any different pattern substituted from other illustrations.

WALTER MACFARLANE & CO., GLASGOW.

Architectural, Sanitary and General Ironfounders.

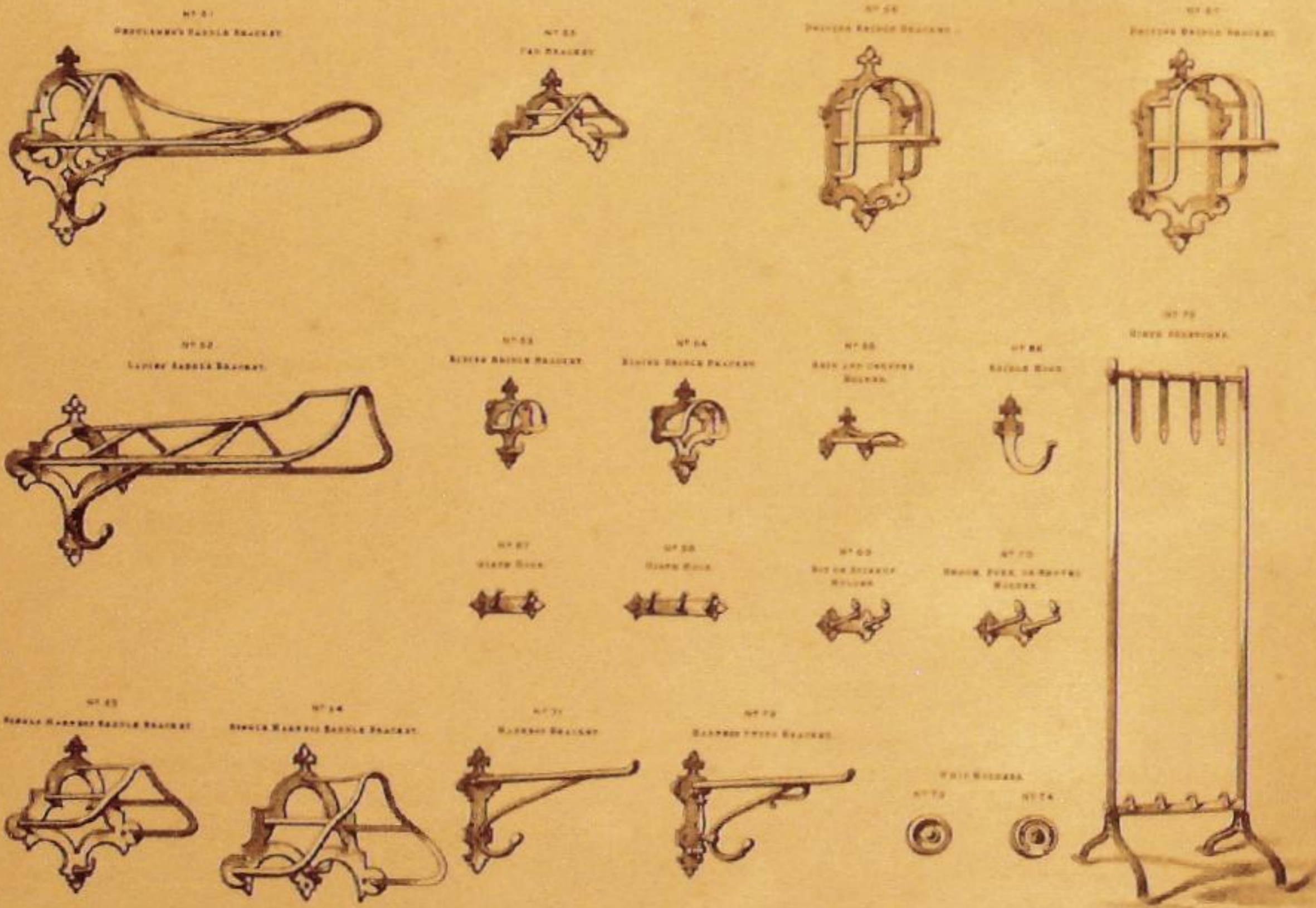
No 24 LOOSE BOX.




A B C No. 24 Posts 4", 4 1/2", and 5" dia. for 1 1/2", 1", and 1" wood.
 D No. 24 Front Panel 4'0" deep.
 E No. 24 Division Panel 5'0" deep.
 F No. 24 Division Base Rail.
 G No. 24 Wall Top Rail.
 H No. 24 Wall Mid Rail.
 I No. 24 Wall Base Rail.
 J No. 24 Door.
 K No. 24 Corner Manger and Hayrack.
 L No. 4 Wall Ribs.
 M No. 1 Covered Surface Drain.

Any item can be supplied separately or any different pattern substituted from other illustrations.

HARNESS BRACKETS, &c. (Registered).



No 15 TIP-UP BASIN STAND




No 154 WASH DOWN CLOSET



WASH-OUT CLOSETS

No 152



No 153




No. 152 is a wash-out closet of the most approved pattern, designed to combine with an overhead cistern either to work automatically or by pull. The seat is hinged so that it can be used as a urinal or a slop sink. No. 153 is similar in action to No. 152 but has roll edge; for use without woodwork seat. No. 154 Wash Down Closet is modelled on the best lines for easy flushing, and combines with automatic or pull handle cistern. Can be used as a urinal or slop sink.

The above are selections from MACFARLANE'S CATALOGUE OF CASTINGS.

SELF-CONTAINED BATHS WITH ROLL EDGES.

Insides enamelled Sienna Marble and outsides japanned; finished in the highest class styles—making the Baths complete; entirely dispensing with the necessity for wood casings.


No 24 BATH PARALLEL SIDES



5' 0" AND 5' 6" LONG x 1' 10" BROAD x 1' 7 1/2" DEEP

No 44 BATH PARALLEL SIDES

With Polished Brass combination, Hot and Cold supply and discharge, overflow plunger, faced with india-rubber, Brass discharge grating, Syphon trap and brass couplings.



5' 0" AND 5' 6" LONG x 1' 10" BROAD x 1' 7 1/2" DEEP

No 13 BATH (REGISTERED)



5' 4" LONG x 2' 0" BROAD x 1' 8 1/2" DEEP INSIDE MEASURE

No. 13 has been designed to meet the desire for a first class luxurious and artistic Bath. The casing is made up of enamelled plates and when put together has the appearance of a Bath cut out of a solid block. The corners and edge are rounded so that there is no danger to the bather.

It can be had complete like the illustration, or with three sides to place against a wall, or with two sides only, to suit a corner position.

The above are selections from MACFARLANE'S CATALOGUE OF CASTINGS.

SECTION XII.—BATHS, PUMPS, &c.

FOR DWELLINGS, PUBLIC INSTITUTIONS, PASSENGER VESSELS, &c.

The extraordinary development of water supply to almost every locality calls for a corresponding advance in the appliances in connection, which the following patterns are designed to meet. Owing to the smooth, clean and indestructible nature of our Baths, they require almost no expense for repairs.

Please insert in Specification "To be Macfarlane's Castings, from Saracen Foundry, Glasgow," to prevent an inferior article being supplied.


Baths and Kitchen Sinks,	page 409	Pumps and Cisterns,	page 410
Pan and Ship W.C. Basins,	" 409	Boilers and Furnace Fittings,	" 410
Sink Traps,	" 409	Plumber's Tools,	" 410

No 1 BATH



5' 0" LONG x 2' 2" BROAD x 1' 8" DEEP
5' 6" " " 2' 2" " " 1' 10" " "
6' 0" " " 2' 3" " " 2' 0" " "

No 5 BATH PARALLEL SIDES



5' 3" LONG x 2' 2" BROAD x 1' 11" DEEP
5' 9" " " 2' 2" " " 1' 11" " "

No 6 BATH WITH INTERNAL & BRASS DISCHARGE PIPE




5' 0" LONG x 2' 2" BROAD x 1' 8" DEEP
5' 6" " " 2' 2" " " 1' 10" " "
6' 0" " " 2' 3" " " 2' 0" " "

No 7 BATH PARALLEL SIDES WITH OVERFLOW & BRASS DISCHARGE PIPE




5' 3" LONG x 2' 2" BROAD x 1' 11" DEEP
5' 9" " " 2' 2" " " 1' 11" " "

No 8 SHIP BATH



5' 6" LONG x 2' 2" BROAD x 1' 10" DEEP


No 9 CHILDREN'S BATH



4' 0" LONG x 1' 10" BROAD x 1' 5" DEEP

No. 8 Ship Bath has been designed to prevent as far as possible the splashing caused by the motion of the vessel. Any of our Baths can be prepared with holes for fixing hot and cold water supply fittings and overflow pipe to order.

No 2 KITCHEN SINK



15", 18", 21", 24", 27", 30", 33", and 36"
For water supply and Drain List.

No 3 CORNER SINK



4" BROAD ON EACH SIDE BY 6" DEEP

TRAPS & COVERS



PAN W.C. CASTINGS




No 1 SQUARE SINK TRAP



4" x 4" x 4" x 4" and 12"

No 2 ROUND SINK TRAP



4" x 4" x 4" x 4" and 12"

No 3 D SINK TRAP



8" and 12"

No 4 SQUARE SINK TRAP



8" and 12"

No 1 SHIP W.C. BASIN



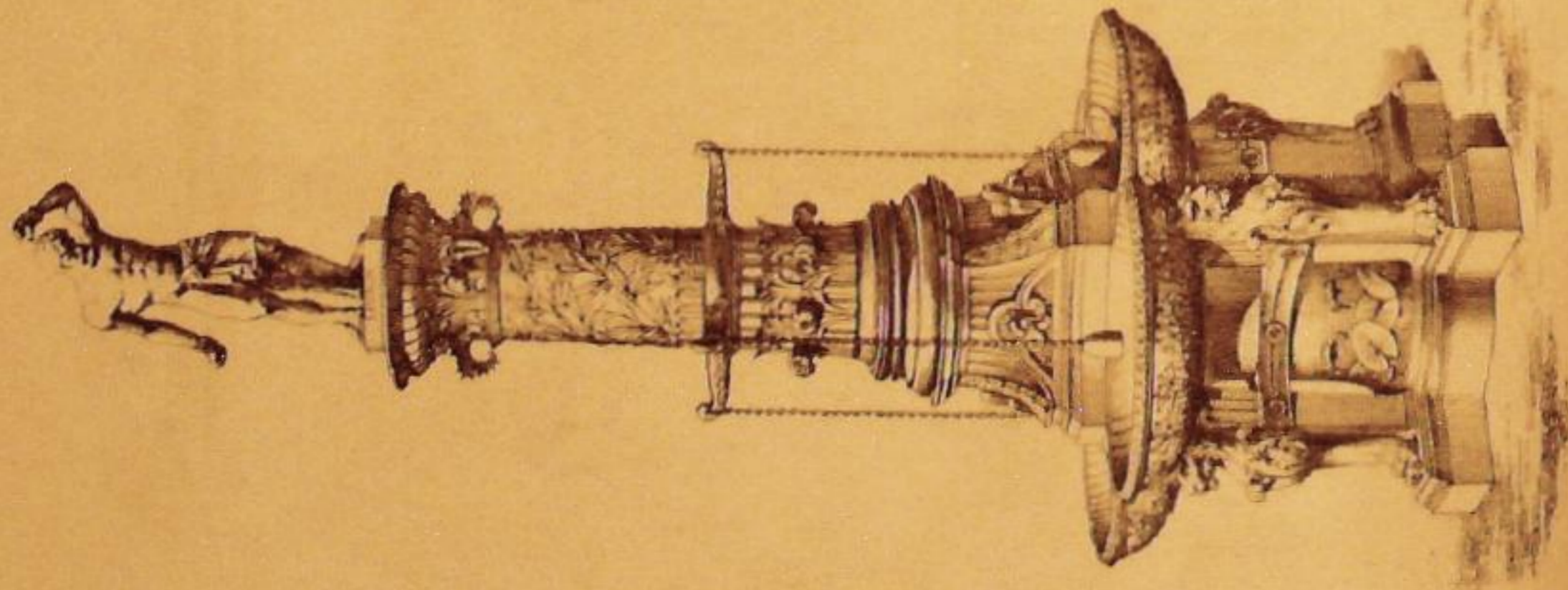


No 2 SHIP W.C. BASIN



No. 5 Hinged Sink Trap combines the advantages of both Bell and D Traps, giving direct access to the drain when necessary without danger of losing or breaking the Bell cover, the latter being hinged to the cistern and constructed on a new and strong principle, besides being sunk below the ground level and protected by the top grating.

47 19
With statuette of Samson.





Any of our Fountains can be supplied with Dog Trough or with Lamp on top, also any Inscription or Device on shield, *to order.*

№ 20


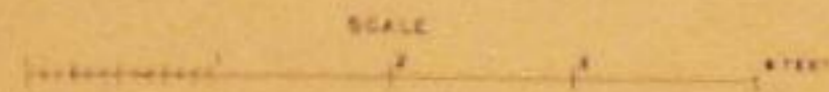
Fountain with Canopy. Can be supplied with Dog Trough, or with Lamp on top, also with any Inscription or Device on shield, *to order.*
The design of the Fountain under the Canopy may be varied by substituting No. 19 Fountain with statuette of Samson (see page 412) for the one shown.

SCALE





No. 68 Fountain with Lamp for side of footpath, in place of a usual lamp pillar. It adds no obstruction to the traffic, and passengers can drink without stepping on the roadway.—Lantern priced separately. Any other design of lantern can be applied.





Lantern priced separately, any other designs can be applied. Dog Trough, if required, to order.

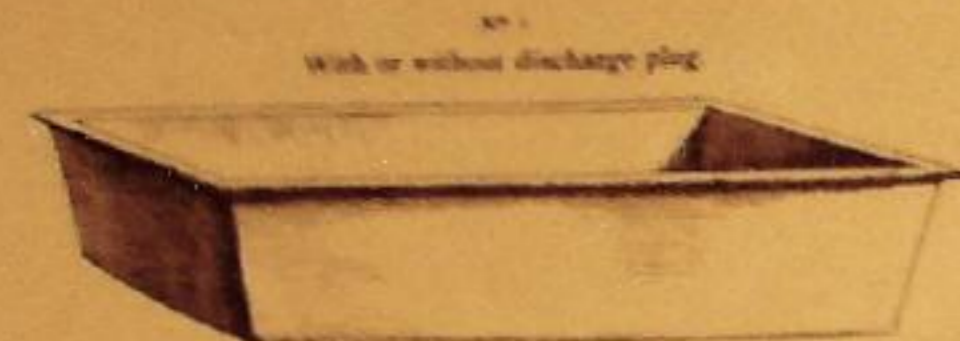
No. 40

No. 45

Lanterns priced separately, any other design can be applied. Any inscription or device on shield to order.

SCALE






LENGTH	BREADTH	DEPTH	LENGTH	BREADTH	DEPTH
2 1/2	1 1/2	1 1/2	3 1/2	2 1/2	2 1/2
3 1/2	2 1/2	2 1/2	4 1/2	3 1/2	3 1/2
4 1/2	3 1/2	3 1/2	5 1/2	4 1/2	4 1/2
5 1/2	4 1/2	4 1/2	6 1/2	5 1/2	5 1/2
6 1/2	5 1/2	5 1/2	7 1/2	6 1/2	6 1/2
7 1/2	6 1/2	6 1/2	8 1/2	7 1/2	7 1/2
8 1/2	7 1/2	7 1/2	9 1/2	8 1/2	8 1/2
9 1/2	8 1/2	8 1/2	10 1/2	9 1/2	9 1/2
10 1/2	9 1/2	9 1/2	11 1/2	10 1/2	10 1/2
11 1/2	10 1/2	10 1/2	12 1/2	11 1/2	11 1/2



LENGTH	BREADTH	DEPTH	LENGTH	BREADTH	DEPTH
2 1/2	1 1/2	1 1/2	3 1/2	2 1/2	2 1/2
3 1/2	2 1/2	2 1/2	4 1/2	3 1/2	3 1/2
4 1/2	3 1/2	3 1/2	5 1/2	4 1/2	4 1/2
5 1/2	4 1/2	4 1/2	6 1/2	5 1/2	5 1/2
6 1/2	5 1/2	5 1/2	7 1/2	6 1/2	6 1/2
7 1/2	6 1/2	6 1/2	8 1/2	7 1/2	7 1/2
8 1/2	7 1/2	7 1/2	9 1/2	8 1/2	8 1/2
9 1/2	8 1/2	8 1/2	10 1/2	9 1/2	9 1/2
10 1/2	9 1/2	9 1/2	11 1/2	10 1/2	10 1/2
11 1/2	10 1/2	10 1/2	12 1/2	11 1/2	11 1/2




LENGTH	BREADTH	DEPTH
2 1/2	1 1/2	1 1/2
3 1/2	2 1/2	2 1/2
4 1/2	3 1/2	3 1/2
5 1/2	4 1/2	4 1/2
6 1/2	5 1/2	5 1/2
7 1/2	6 1/2	6 1/2
8 1/2	7 1/2	7 1/2
9 1/2	8 1/2	8 1/2
10 1/2	9 1/2	9 1/2
11 1/2	10 1/2	10 1/2
12 1/2	11 1/2	11 1/2



LENGTH	BREADTH	DEPTH
2 1/2	1 1/2	1 1/2
3 1/2	2 1/2	2 1/2
4 1/2	3 1/2	3 1/2
5 1/2	4 1/2	4 1/2
6 1/2	5 1/2	5 1/2
7 1/2	6 1/2	6 1/2
8 1/2	7 1/2	7 1/2
9 1/2	8 1/2	8 1/2
10 1/2	9 1/2	9 1/2
11 1/2	10 1/2	10 1/2
12 1/2	11 1/2	11 1/2



LENGTHS 4' 0" 5' 0" AND 12' 0"



LENGTHS 6' 0" 8' 0" AND 12' 0"



For Street Crossings, Squares, Markets, Horse Banzars, &c., affording drinking accommodation for both horses and drivers, with the least possible obstruction to the traffic.

N^o 12
Circular Horse Trough 5' 0" diameter, With Bib Valve Drinking Fountain, and with or without self-acting supply apparatus. Dog Trough, if required, *to order*.



N^o 13
Circular Horse Trough 6' 6" diameter, with Bib Valve Drinking Fountain, and with or without self-acting supply apparatus. Dog Trough, if required, *to order*.



SCALE
1 1/2" = 1'


MACFARLANE'S CASTINGS — WATER TROUGHS

No 80

Circular Horse Trough 5' 0" diameter, with Lamp Pillar, and Bib Valve Drinking Fountain, with or without self-acting supply apparatus. Dog Trough, if required, to order. Lantern priced separately.

This design is well suited for Street Crossings, Squares, Market Places, Horse Bazaars, &c., as it affords drinking accommodation for both horses and drivers, and effectively lights a wide space, with the least possible obstruction to the traffic.

SCALE
1 2 3 4 5 6 FEET




MACFARLANE'S CASTINGS — WATER TROUGHS

No 87

Circular Horse Trough 6' 6" Diameter, with Lamp Pillar, Bib Valve Drinking Fountain, and Dog Trough. With or without self-acting supply apparatus. Shield with any inscription or device to order. Lantern priced separately.

This design is well suited for Street Crossings, Squares, Market Places, Horse Bazaars, &c., as it affords drinking accommodation for a large number of horses and drivers, and effectively lights a wide space, with the least possible obstruction to the other traffic.

SCALE
1 2 3 4 5 6 FEET





- LIST OF CASTINGS WITH REFERENCE LETTERS.
- | | | | | | |
|--------------------|-----------------------|-----------------------|--------------------------------------|------------------------|-----------------------------|
| A. No. 100 RAILING | I. ROYAL ARMS | M. No. 37 BRACKETS | Q. No. 20 BALCONY, see No. 33000-100 | S. ORNAMENTAL FOUNTAIN | W. No. 55 LAMP AND FOUNTAIN |
| B. FOUN LETTERS | J. No. 110 COLUMNS | N. No. 375 RAILING | R. 1800 BUILDING FRONT, see No. 4 | T. No. 15 LAMP | X. No. 30 LAMP |
| C. No. 37 BRACKET | K. No. 15 LAMP | O. No. 850 FLOWER BOX | P. No. 387 BALCONY | U. No. 11 URINAL | Y. No. 70 LAMP |
| D. No. 125 COLUMN | L. No. 110 THREE RAIL | | | V. No. 37 WATER TROUGH | Z. No. 140 RAILING |

SECTION XIV.—URINALS.


FOR STREETS, PARKS, RAILWAYS, FACTORIES, SCHOOLS, INSTITUTIONS, &c.

The advance of Sanitary Science since we first introduced our Patent Urinals thirty years ago, shows the importance of providing adequate accommodation, wherever numbers of people are congregated. For public purposes, greater strength, simpler construction, and freer ventilation are necessary than for appliances of more private use. Amongst the many improvements we have introduced in their construction we call special attention to the ornamental perforations in the walls which admit air from all quarters, keeping them fresh and free from smell. The various kinds of Urinals illustrated here, can be modified to suit particular situations. It will often be found desirable to combine them with our Water or Dry Closets and Dust Bins. See Examples pages 435 and 436.

Please insert in Specification "To be Macfarlane's Castings, from Saracen Foundry, Glasgow," to prevent an inferior article being supplied.

DIRECTIONS FOR ORDERING.

State No. and for how many persons, and when wanted combined with other Sanitary appliances, or modified to suit the exigencies of the site, give rough sketch indicating the proposed arrangement.




In No. 5 and all the following Urinals and Closets the upper tiers of plates have minute perforations for light and ventilation.

MACFARLANE'S CASTINGS — URINALS


NO 4 A FOR ONE PERSON
INTERIOR



NO 4 A RANGE—INTERIOR




NO 4 A RANGE—EXTERIOR



NO 4 B FOR ONE PERSON
INTERIOR




NO 4 B RANGE—INTERIOR




NO 4 B RANGE—EXTERIOR



PLAN OF NO 4 A AND 4 B
FOR ONE PERSON




PLAN OF NO 4 A AND 4 B RANGE



The only difference between No. 4 and No. 4 B is in the design of Screen Wall. In the above and all the following Urinals and Closets the upper tiers of plates have minute perforations for light and ventilation.

MACFARLANE'S CASTINGS — URINALS

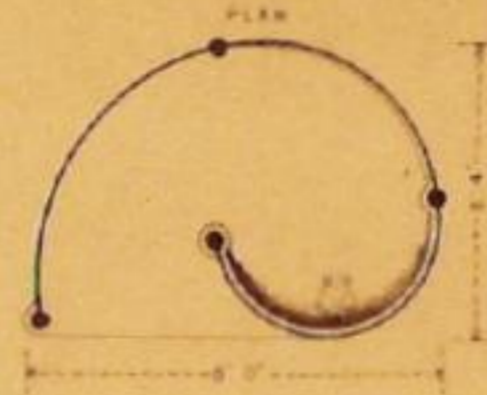
NO 5 FOR ONE PERSON



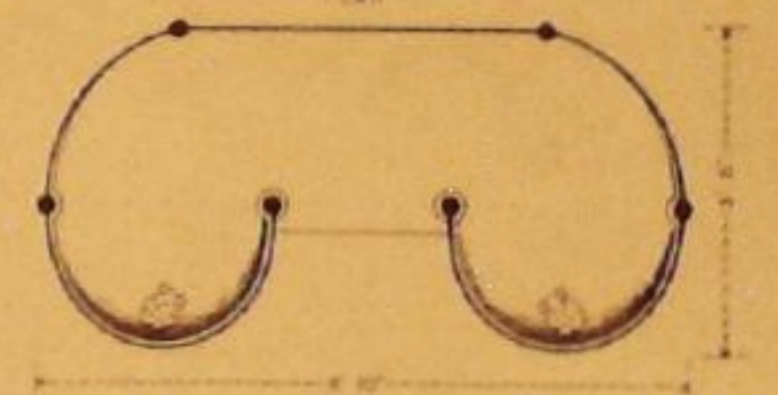
NO 5 FOR TWO PERSONS




PLAN




PLAN



NO 5 A RANGE



NO 5 B RANGE



PLAN OF NO 5 A AND B




No. 5 and 5 B Urinals are similar to No. 4 and 4 B respectively, but are entirely enclosed within ornamental cast-iron perforated walls. When for three persons they have only one entrance, but when for a greater number they have two entrances as here shown.

No. 5, 5 A, and 5 B Urinals thoroughly screen the person, are unconnected with adjacent buildings, and from their clean and workmanlike character are adapted for any situation without detracting from the amenity of the surroundings.


MACFARLANE'S CASTINGS — URINALS

These Urinals are specially designed for central positions in public Thoroughfares, Parks, Gardens, Promenades, Railways, &c. They occupy the least possible space and offer the least possible obstruction, consistent with a cleanly and roomy interior. The walls have numerous minute perforations which with the ornamental fretwork of dome, give abundant light and ventilation and screen the person from observation, both from the street and from windows of adjacent buildings. At night the interior is lit by a lamp, and when desired a lamp surmounting the dome can be supplied for lighting the surrounding roadway.

NO 10 FOR FIVE PERSONS


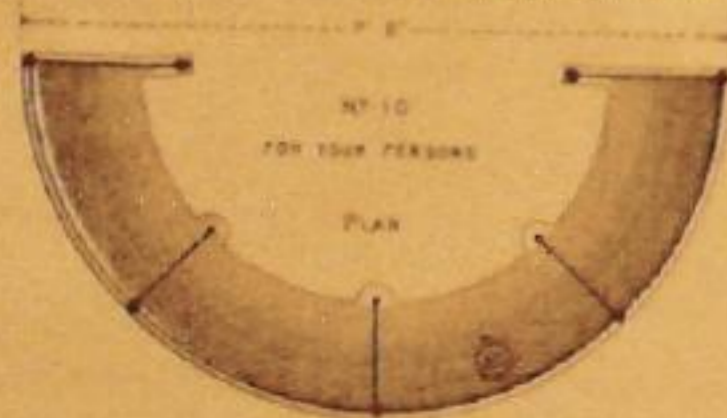


NO 11 FOR SEVEN PERSONS



With or without dome. Lamp priced separately.

NO 10 Can also be supplied to the following plan for placing in front of a wall.



With or without dome. Lamp priced separately.

SECTION XV.—TROUGH WATER CLOSETS.

FOR SCHOOLS, FACTORIES, INSTITUTIONS, RAILWAYS, STREETS, PARKS, &c.

It is now thirty years since we first introduced our Patent Trough Water Closets, and ever since we have spared no expense in perfecting their construction. Their excellence and suitability for public purposes have been universally acknowledged, such requirements being entirely different from those of private Water Closets. All their gearing is inclosed within the trough, they act as their own cistern, require no water pressure, are as efficient with an intermittent as with a constant supply of water and every day. They can be fitted into any common privy or closet already in use, and can be partitioned into any number of separate compartments; one range can thus be made suitable for both males and females, whilst a portion of the same range may be kept for Counting-house employes or superintendents. As a general rule one seat should be allowed for every thirty or forty persons according to circumstances. Any of our Closets can be modified to suit particular situations, and may be combined with Urinals, Dust Bins, &c. See examples pages 435-436.

We would call special attention to the mistake often made of using stone, brick, and wood in the construction of Public Closets. These materials being porous become infested with vermin and loaded with effluvia, nauseous and unwholesome. The imperviousness of our cast iron closets entirely prevents those evils, whilst the imperishable nature of the material and the thorough lighting and ventilation by means of minute perforations in the walls, render them marvels of sanitary construction.

Please insert in Specification "To be Macfarlane's Castings, from Saracen Foundry, Glasgow," to prevent an inferior article being supplied.

DIRECTIONS FOR ORDERING.

State No. and for how many persons, and when wanted combined with other Sanitary Appliances, or modified to suit the exigencies of the site, give rough sketch of the proposed arrangement.

NO 1 FOR ONE PERSON



NO 1 RANGE



No. 1 W. C. consists of trough A, the bottom having an inclination towards the discharge end. The discharge apparatus is enclosed by the slice plate B, sufficient space being left between its under edge and the bottom of the trough to allow the matters to pass freely through to the discharge pipe C, leading into the drain trap. The socket valve of the discharge is lifted by the lever G, the whole being inclosed by the hinged cover and lock N. The discharge gearing is thus only accessible to the person whose duty it is to discharge the contents. When only for one person it has no cover on the discharge gearing, the seat being expected to serve this purpose. The water supply compartment is at opposite end of trough, inclosed by cover and only accessible to a tradesman. The discharge is effected by lifting the lever G, when the whole contents rush off unimpeded to the sewer, then letting the valve drop into its socket, the trough refills of its own accord to the proper height. The same arrangements are applied to all our Public Water Closets.

NO 2 FOR ONE PERSON



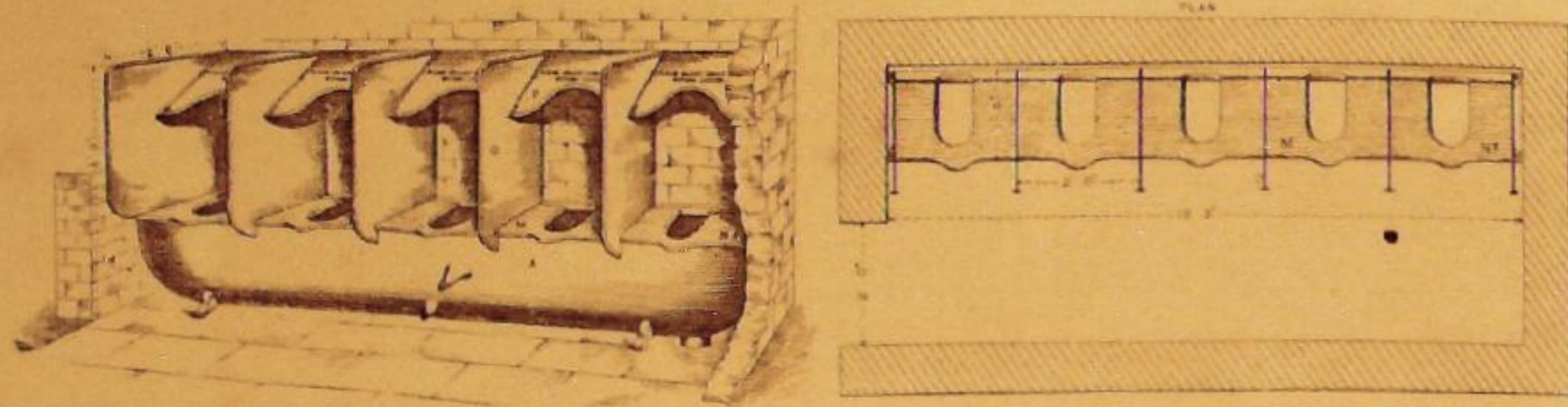
NO 2 RANGE



No. 2 W. C. is the same as No. 1, but with the addition of hinged seats M, consisting of iron plates, covered with wood, having an oblong opening, terminating at the back with an iron cope, thus giving a degree of cleanliness not attainable by the usual oval opening. The discharge gearing is inclosed by a portion of the end seat with lock N. Partitions may be added of any suitable material.

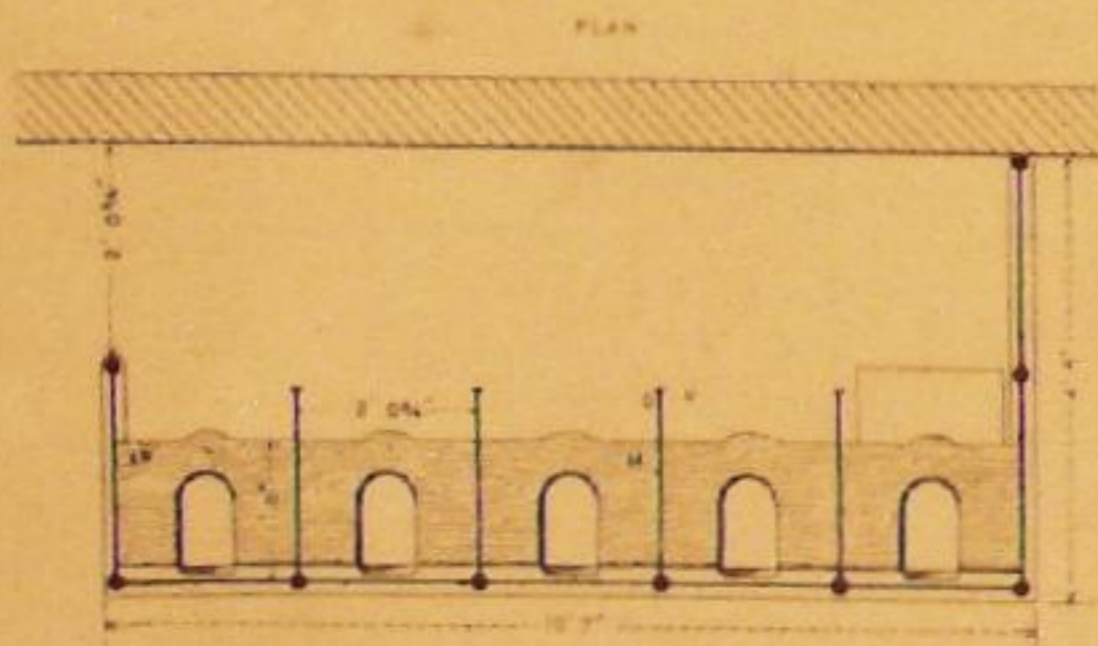

MACFARLANE'S CASTINGS — TROUGH WATER CLOSETS

NO 4 RANGE



No. 4 W. C. is the same as No. 2, but the seats are separated by iron partitions O, giving privacy and comfort. The back guard plate P prevents standing on the seats. Our Nos. 1, 2, and 4 Water Closets are intended to be fitted up inside a building of any suitable material. See illustration of improved brick erection on page 429.

NO 3 RANGE



No. 3 W. C. is the same as No. 4 with the addition of front and end walls and roof, wholly composed of ornamental cast iron plates and pillars all dovetailed together and fixed against a wall. It is lighted and ventilated by open fretwork L and perforated plates O, and at night is lighted by lamp. When for more than five persons an entrance is at both ends. No door is required on entrance, but in situations where necessary an iron screen may be placed opposite. The material of the walls, &c., being cast iron, is in its nature indestructible, and impervious to foul gases and vermin, whilst the ventilation by means of the fretwork and perforated plates, produces a marvellous degree of freshness and freedom from smell.

MACFARLANE'S CASTINGS — TROUGH WATER CLOSETS

NO 5 A RANGE


NO 5 B RANGE

SECTION THROUGH A B



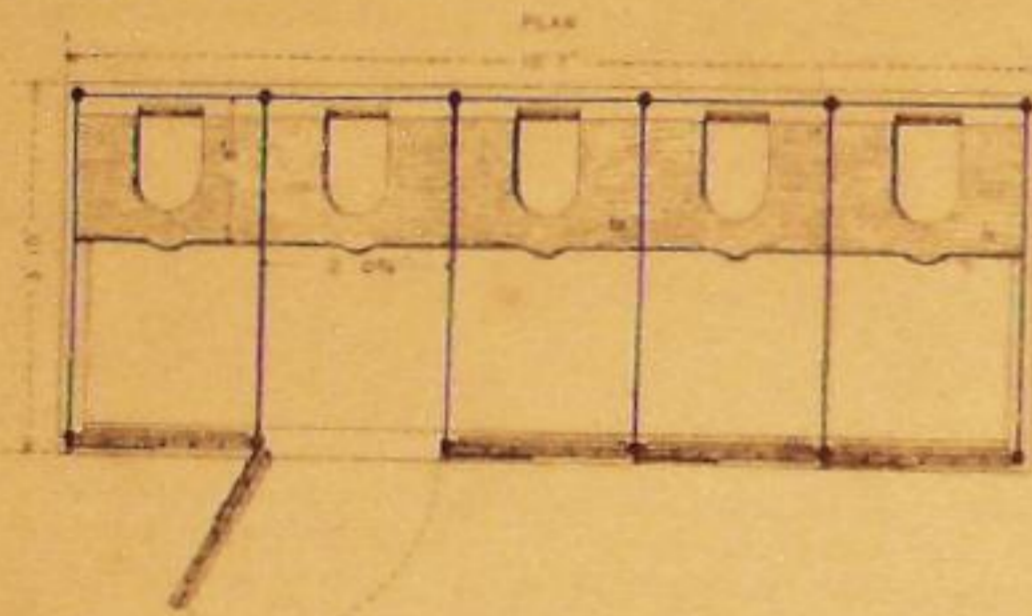

No. 5 W. C. is the same as No. 3, but instead of being fitted up against a wall, it is complete in itself, being entirely inclosed by cast iron perforated walls, giving light and ventilation to the interior, and the lamp lights it at night. When for more than five persons, an entrance is at both ends. The chaste and unobtrusive character of the structure adapts it for any situation without detracting from the amenity of the surroundings. Can be supplied with design of Screen Wall either as No. 5 A or No. 5 B.

NO 6 RANGE

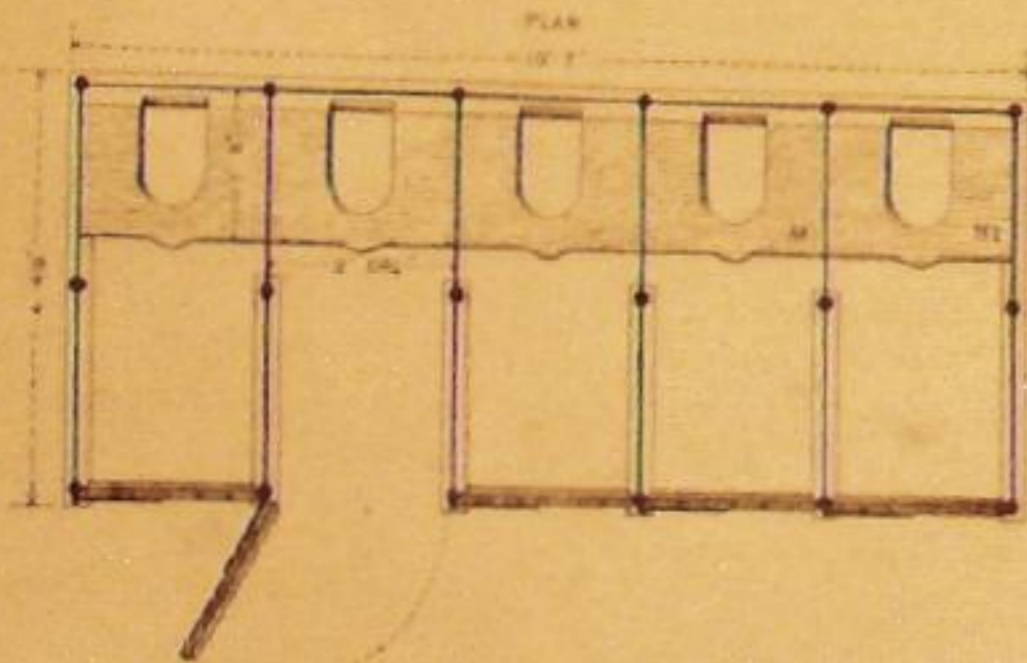



No. 6 W. C. has a separate door to each compartment. The partition walls and roof are wholly of cast iron plates and pillars, and the structure is intended to be placed against a wall.

MACFARLANE'S CASTINGS — TROUGH WATER CLOSETS



No. 9 W. C. is the same as No. 6, but instead of being fitted up against a wall it is complete in itself and unconnected with the adjacent buildings, being inclosed by cast iron perforated walls giving light and ventilation to the interior. It can also be supplied with Screen Wall B (see page 433) instead of design shown above, and is then called No. 9 B.



No. 7 W. C. is the same as No. 9, but is higher and has more room in front of the seats. It can also be supplied with Screen Wall B (see page 433) instead of design shown above, and is then called No. 7 B.

SECTION XVI.—TROUGH DRY CLOSETS


FOR SCHOOLS, WORKS, FACTORIES, INSTITUTIONS, RAILWAYS, GARDENS, STREETS, &c.

It is now twenty years since we first introduced our Patent Ordure Closets, for use in situations where it is desirable to keep the excrement out of sewers, thereby not only preventing the pollution of rivers, but saving the excrement in a comparatively dry state for manuring purposes, and above all, under the most perfect sanitary conditions without water or drains. Being made in lengths for any number of persons, they only require to be emptied once in the day, and are simple and imperishable in their construction, entailing no after expense for repairs. Deodorants of earth, dust or sweepings of any kind, may be applied, but with free air space, and emptied daily, under ordinary circumstances no deodorant is necessary, such effluvia when fresh, not being injurious to health. Any of our Closets can be modified to suit particular situations, and may be combined with Urinals, Dust Bins, &c. See examples pages 435-436.

Please insert in Specification "To be Macfarlane's Castings, from Saracen Foundry, Glasgow," to prevent an inferior article being supplied.


DIRECTIONS FOR ORDERING.

State No. and for how many persons, and when wanted combined with other Sanitary Appliances, or modified to suit the exigences of the site, give rough sketch indicating the proposed arrangement.




No. 12 Dry Closet consists of trough A, the bottom having an inclination towards the discharge end. The discharge consists of an inclined pipe projecting from the deep end to the outside of the building and having a valve D hinged and fitted with lock. The gearing is thus only at the command of the person whose duty it is to discharge the contents. To empty, place the bucket (see page 433) under the valve, then open the valve and the contents will fall into the bucket (see below). Draw forward with the scraper (see page 433) any of the more solid parts resting on the bottom. The operation only requires to be done once every day and is the work of a few minutes.

No. 12 Dry Closet is the same as our more expensive kinds, but without seats, divisions or other attachments, which may be added of any suitable form or material.



No. 13 Dry Closet is the same as No. 12 but with the addition of hinged seats M, consisting of iron plates covered with wood, having an oblong opening, terminating at the back with an iron cope, thus giving a degree of cleanliness not attainable by the usual oval opening. Partitions may be added of any suitable form or material.

BRICK WORK FOR CLOSETS

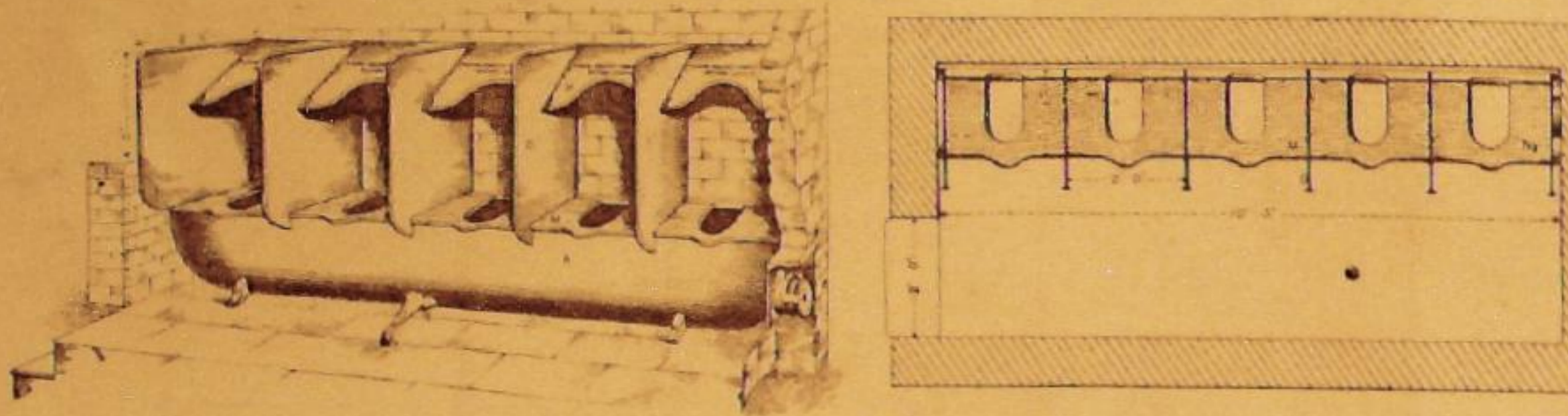


No. 12, 13, and 14 Dry Closets are sometimes wanted to be fitted up in brick buildings, and with the view of securing the best possible construction, we submit for consideration the annexed design of an improved brick erection.

The interior pavement is 18 inches above the ground. The walls are 9 inches thick having three rows of perforated bricks immediately behind the closet trough, and four rows of open brickwork near the roof to give light and ventilation. The discharge valve D of closet trough projects through the opening in the end.

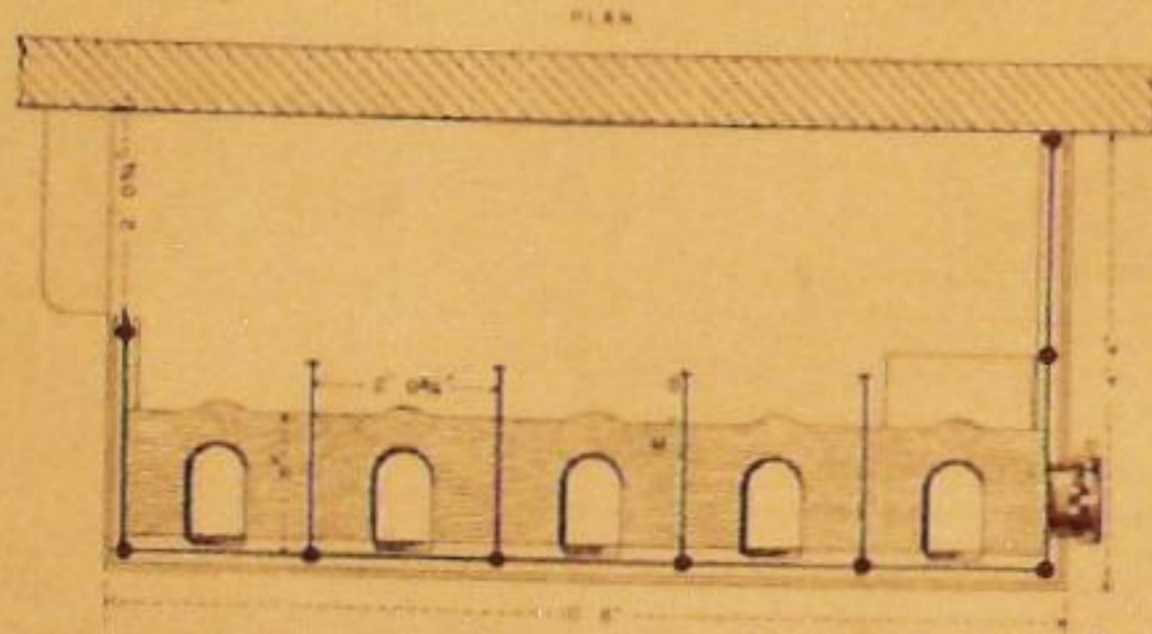

MACFARLANE'S CASTINGS — TROUGH DRY CLOSETS

NO 14 RANGE



No. 14 Dry Closet is the same as No. 13 but the seats are separated by iron partitions O giving privacy and comfort. The back guard plate F prevents standing on the seats. Our Nos. 12, 13, and 14 Dry Closets are intended to be fitted up inside a building of any suitable material. See illustration of improved brick erection on preceding page.



NO 15 RANGE



No. 15 Dry Closet is the same as No. 14 with the addition of front and end walls and roof, wholly composed of ornamental cast iron plates and pillars, all dovetailed together, and fixed against a wall. It is lighted and ventilated by open fretwork L and perforated plates Q and at night is lighted by lamp. No door is required on entrance, but in situations where necessary an iron screen may be placed opposite. The material of the walls, &c., being cast iron, is in its nature indestructible, and impervious to foul gases and vermin, whilst the ventilation by means of the fretwork and perforated plates, produces a marvellous degree of freshness and freedom from smell.

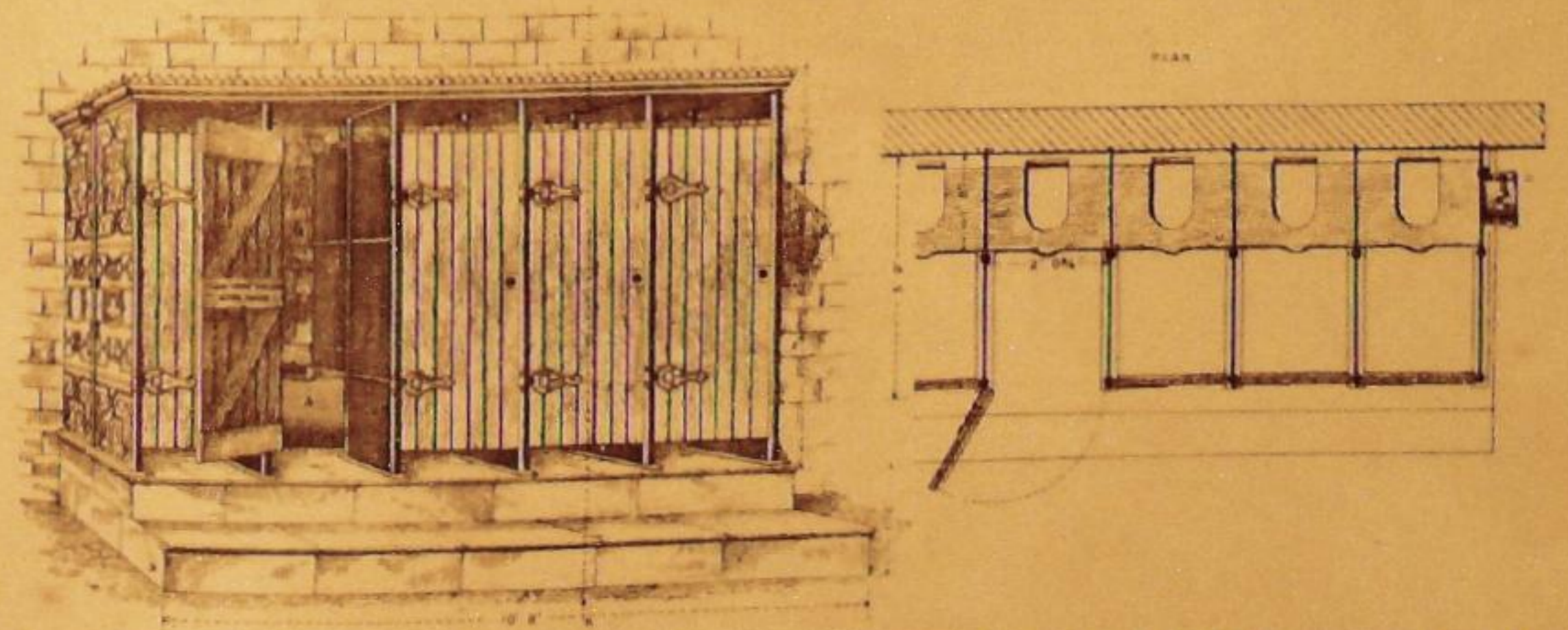
MACFARLANE'S CASTINGS — TROUGH DRY CLOSETS

NO 16 RANGE



No. 16 Dry Closet is the same as No. 15, but instead of being fitted up against a wall, it is complete in itself, being entirely inclosed by cast iron perforated walls, giving light and ventilation to the interior, and the lamp lights it at night. When for more than five persons, an entrance is at both ends. The chaste and unobtrusive character of the structure adapts it for any situation without detracting from the amenity of the surroundings. It can also be supplied with Screen Wall B (see page 431), instead of design shown above, and is then called No. 16 B.


NO 17 RANGE



No. 17 Dry Closet is divided into Compartments having each a separate door. The partitions, walls and roof are wholly of cast iron, and the structure is intended to be placed against a wall.

MACFARLANE'S CASTINGS — TROUGH DRY CLOSETS


NO 18 RANGE FRONT




NO 19 RANGE FRONT



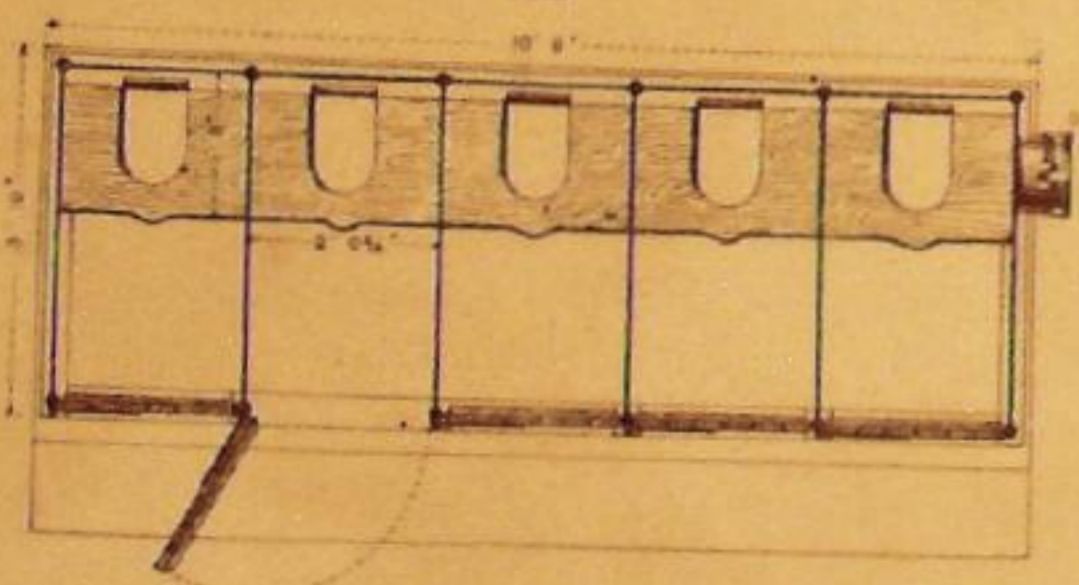
NO 18 RANGE BACK



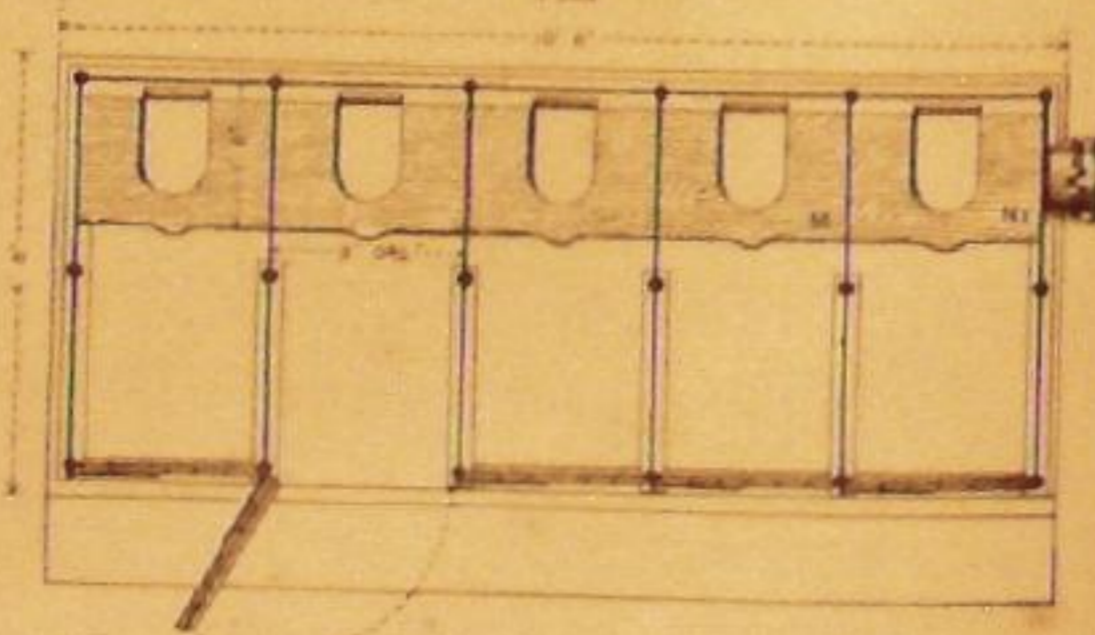
NO 19 RANGE BACK



NO 18 RANGE PLAN



NO 19 RANGE PLAN



No. 18 Dry Closet is the same as No. 17, but instead of being fitted up against a wall, it is complete in itself, and unconnected with the adjacent buildings, being inclosed by cast iron perforated walls giving light and ventilation to the interior.

No. 19 Dry Closet is the same as No. 18, but is higher and has more room in front of seats.


These Closets can also be supplied with Screen Wall B (see page 433), instead of design shown above, and are then called No. 18 B and No. 19 B respectively.

MACFARLANE'S CASTINGS — SCREEN WALLS AND DRY CLOSET TOOLS

SCREEN WALL A



SCREEN WALL B




Either pattern of our ORNAMENTAL SCREEN WALLS A or B may be fitted up in connection with any sanitary appliance, in front of the entrances, &c., and can be made any size and to any plan to order.

ORDURE CART



Our Ordure Cart is close bodied and watertight, having an opening in the top for receiving the soil and a discharge valve similar to that of our Dry Closets.


ORDURE SCRAPER



ORDURE BUCKET



CLEANSING HOSE APPARATUS




The Scraper is used to facilitate the discharge of our Dry Closets. The Bucket is used for conveying the soil to the Ordure Cart. The Cleansing hose is fitted with a union coupling for attaching to the nose of stop cock B. The latter is inclosed in cast iron case with hinged cover intended to be sunk flush with the ground. The apparatus is for washing public Conveniences, Urinals, Courts, &c. A great saving of water and time is thus effected, besides being much better done than by the old system of buckets.

SECTION XVII.—DUST BINS.

FOR MANSIONS, VILLAS, TENEMENTS, FACTORIES, COURTS, GARDENS, STABLES, &c.


It is now twenty-seven years since we first introduced our Patent Dust Bins for every kind of garbage, ordure, &c., prior to which time little attention had been bestowed on this common but necessary adjunct to every dwelling. Huge unsightly erections of stone or brick had been in use, occupying a space of ground altogether unnecessary, and storing up putrefying matter for months in the midst of dense populations, forming hotbeds for generating disease and vermin. Local authorities are now alive to this evil, and are insisting on the daily removal of all garbage from amongst the people. To facilitate this and supplant the former offensive and pestiferous system, we introduced our cast-iron Dust Bins, their strength, non-absorbent properties, the resistance they offer to rats and other vermin, and the little space they occupy, make them the best possible receptacles for dust, ashes, and garbage of every description, equally suitable for Mansions, Cottages, Tenements, and Public Works.

Please insert in Specification "To be Macfarlane's Castings, from Saracen Foundry, Glasgow," to prevent an inferior article being supplied.



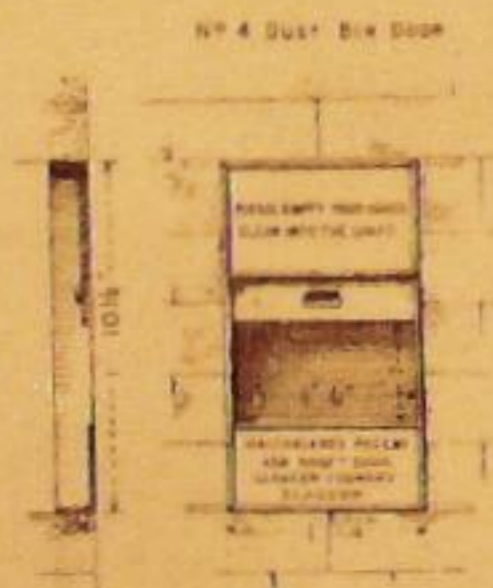
No. 1
 7' long x 4' 6" Broad x 4' 0" high
 4' 6" - x 4' 6" - x 4' 6" -
 4' 6" - x 4' 6" - x 4' 6" -
 4' 6" - x 4' 6" - x 4' 6" -
 4' 6" - x 4' 6" - x 4' 6" -

No. 2
 4' 6" long x 7' 0" Broad x 4' 6" high
 4' 6" - x 4' 6" - x 4' 6" -
 4' 6" - x 4' 6" - x 4' 6" -
 4' 6" - x 4' 6" - x 4' 6" -
 4' 6" - x 4' 6" - x 4' 6" -



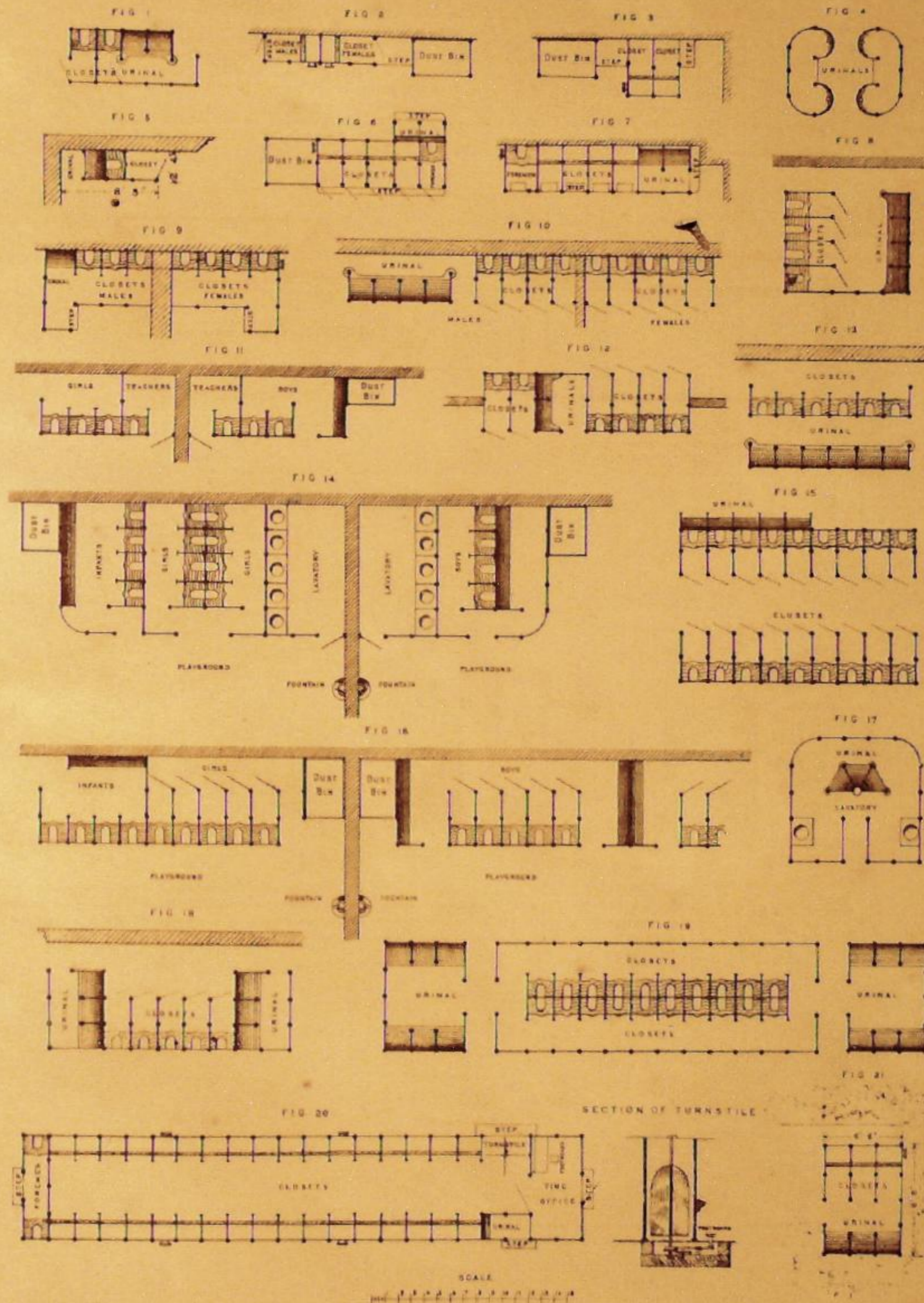
No. 2
 4' 6" long x 7' 0" Broad x 4' 6" high
 4' 6" - x 4' 6" - x 4' 6" -
 4' 6" - x 4' 6" - x 4' 6" -
 4' 6" - x 4' 6" - x 4' 6" -
 4' 6" - x 4' 6" - x 4' 6" -

No. 2 Dust Bin has an inlet opening A at the front with hinged cover, and a sliding outlet door B at the back, opening upwards and fitted with lock. It may either stand isolated, or be built into the wall at the rear of the buildings, in which case, the ashes, garbage, &c., being discharged into the Bin by the opening A inside the premises, the dustman, by opening the slide door B has access to the Bin from the outside only. Modifications can be made to suit particular situations.



MACFARLANE'S CASTINGS — EXAMPLES

The following plans illustrate the adaptability of our Sanitary Appliances to the various requirements of Towns, Streets, Parks, Railways, Public Works, Factories, Barracks, Schools, Asylums, and Public Institutions generally. We shall be glad to supply our Customers with a plan of the most suitable and economical arrangement for their purpose on receipt of a rough sketch of site and statement of their requirements.



SCALE

Combination of Sanitary Appliances

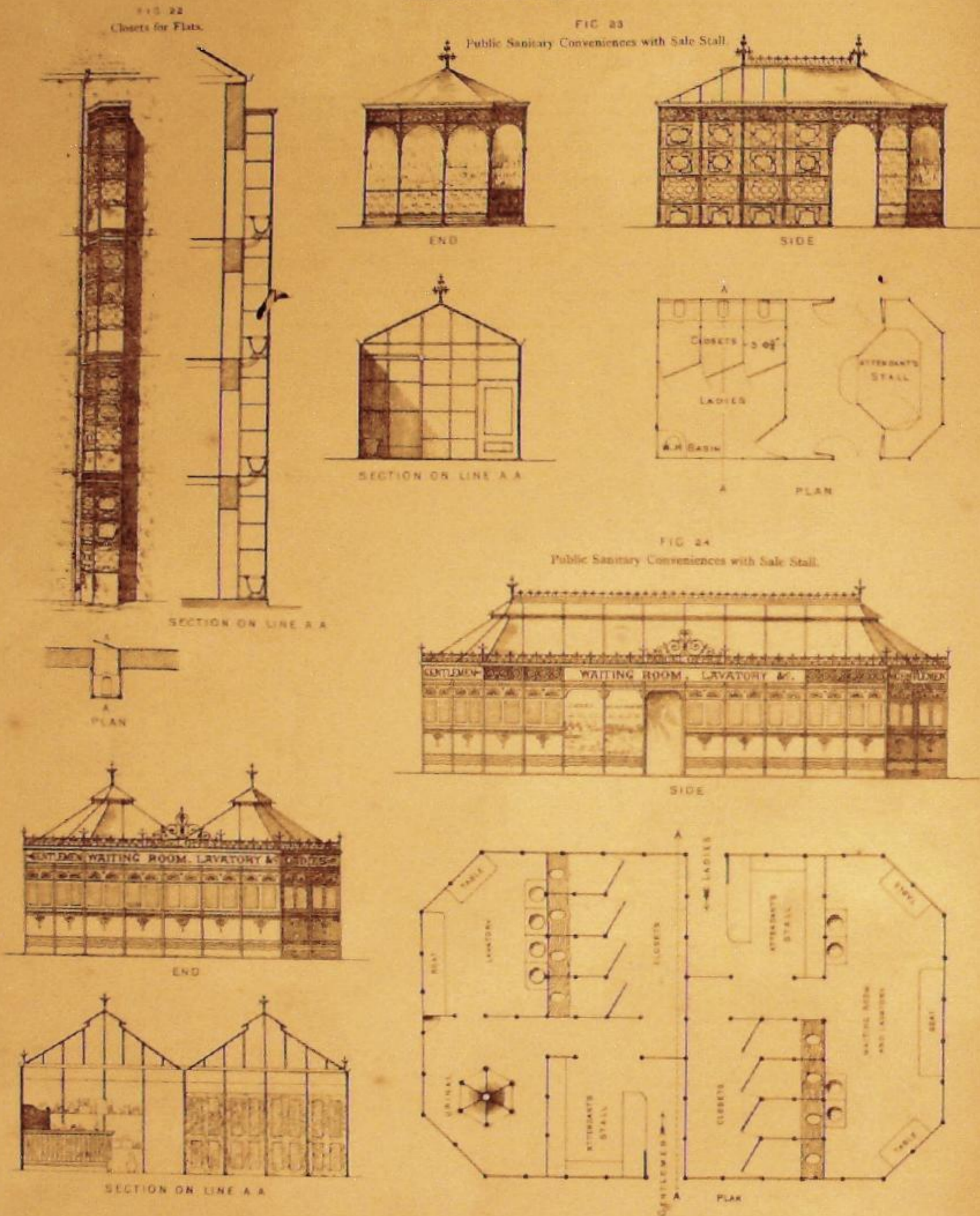



Fig. 22 shows application of our Closets to buildings in Flats, such as Tenements, Mills, Factories, Warehouses, &c. They may be fitted with any kind of Closet Apparatus, and being outside of the building, and thoroughly ventilated and lighted by the perforated wall-plates, they are cleanly, fresh and wholesome, and preserve the staircases and dwellings from contamination. They can be easily applied to existing buildings, too many of which either have no suitable conveniences or have them placed in dark and confined corners.

Figs. 23 and 24 are Examples of Combined Sanitary Appliances for Cities, Railway Termini, Markets, Watering Places, Public Parks, Promenades, Race Courses, Recreation Grounds, &c., where large numbers of people are passing or frequently assembled. In such places the want of public conveniences is often painfully felt, by both sexes, and with a view to provide structures perfectly suited for the purpose, at once cleanly, sightly, and durable, we submit these examples. All the Walls, Partitions, Roof Principals, Astragals and Urinals are cast iron, indestructible, and impervious to foul gases or vermin.

SCALE



SECTION XVIII.—LAMPS.

PUBLIC AND PRIVATE FOR GAS, ELECTRICITY, OIL, &c.


The requirements of modern civilization necessitate an increasing attention to the use of Artificial Light for both public and private purposes. Corporations have to illuminate streets, crossings, squares, parks, bridges, piers, promenades, and public buildings generally, while private enterprise to be successful must render cheerful and attractive the entrances to warehouses, shops, mansions, hotels, clubs, halls, churches, theatres, stations, &c. We here illustrate such a variety of designs and sizes as will suit almost every purpose. Any other of our Lanterns can be substituted for those shown in connection, which are merely suggestive.

Please insert in specification "To be Macfarlane's Castings, from Saracen Foundry, Glasgow," to prevent an inferior article being supplied.

Lamp Pillars.....	pages 437-475	Lamp Connections.....	pages 458
Lamp Brackets.....	" 476-483	Lanterns.....	" 457-490
Lamp Arches.....	" 484-486	Examples.....	" 491-492
Lamp Pendants.....	" 487-488	For Lamps with Drinking Fountains and Troughs, see Section XIII.	

The illustrations are arranged in the order of their sizes.

MACFARLANE'S CASTINGS — LAMP PILLARS



SCALE



MACFARLANE'S CASTINGS — LAMP PILLARS

N^o 97
With No. 207 Lantern, 20"



N^o 26
With No. 207 Lantern, 18"



N^o 71
With No. 209 Lantern, 18"



N^o 84
With No. 207 Lantern, 20"



N^o 35
With No. 207 Lantern, 14"



N^o 83
With No. 220 Lantern, 20"



N^o 56
With No. 204 Lantern, 14"



SCALE



MACFARLANE'S CASTINGS — LAMP PILLARS

N^o 12
With No. 207 Lantern, 14"



N^o 20
With No. 207 Lantern, 14"



N^o 77
With No. 202 Lantern, 14"



N^o 64
With No. 207 Lantern, 14"



N^o 50
With No. 207 Lantern, 14"





N^o 48
With No. 202 Lantern, 14"



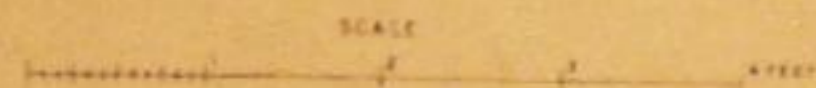
SCALE






MACFARLANE'S CASTINGS — LAMP PILLARS



No. 6 Lamp Pillar, 4" dia. No. 6 Lamp Pillar, 4" dia. are suitable for positions such as Walls and Parapets requiring narrow bases.




MACFARLANE'S CASTINGS — LAMP PILLARS



N^o 62
With No. 222 Lantern, 14"



N^o 62
With No. 222 Lantern, 14"



N^o 62
With No. 222 Lantern, 14"



N^o 62
With No. 220 Lantern, 20"

No. 62 Lamp Pillar 15 1/2" is suitable for positions such as Walls and Passages requiring narrow bases.

N^o 60
With No. 222 Lantern, 14"



N^o 35
With No. 222 Lantern, 14"



SCALE
1 2 3 4 FEET

N^o 16
With No. 222 Lantern, 14"



N^o 6
With No. 220 Lantern, 16"



N^o 6
With No. 220 Lantern, 16"



N^o 44
With No. 202 Lantern, 14"



No. 6 Lamp Pillar, 7 1/2", is suitable for positions such as Walls and Passages requiring narrow bases.

N^o 43
With No. 220 Lantern, 16"



N^o 43
With No. 220 Lantern, 14" and 16"



N^o 60
With No. 222 Lantern, 14"



SCALE
1 2 3 4 FEET

MACFARLANE'S CASTINGS — LAMP PILLARS

N^o 62
With No. 222 Lantern, 14"



N^o 62
With No. 222 Lantern, 14"



N^o 62
With No. 222 Lantern, 14"



No. 62 Lamp Pillar 4" 5" is suitable for positions such as Walls and Passages requiring narrow bases.

N^o 57
With No. 222 Lantern, 16"



N^o 34
With No. 222 Lantern, 14"



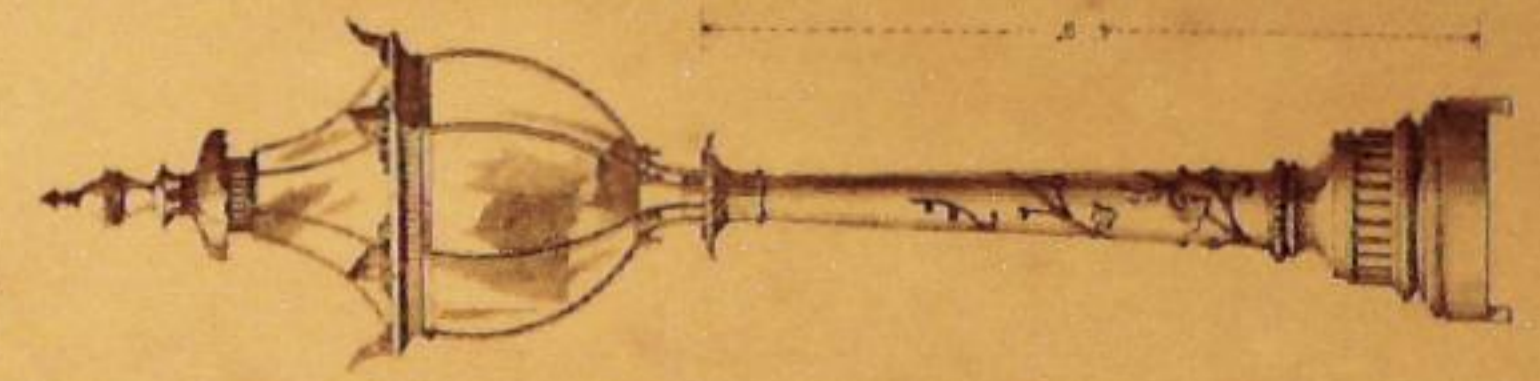
N^o 18
With No. 227 Lantern, 16"



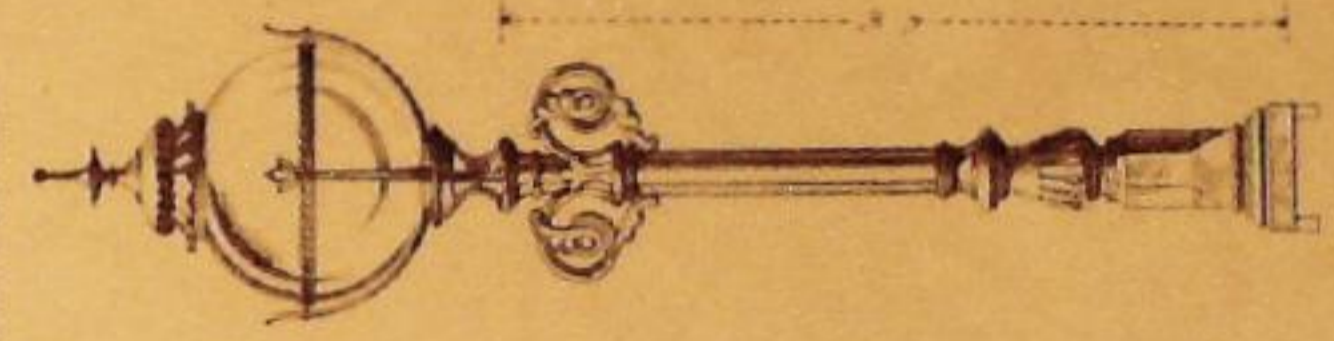
SCALE
1 2 3 4 FEET

MACFARLANE'S CASTINGS — LAMP PILLARS

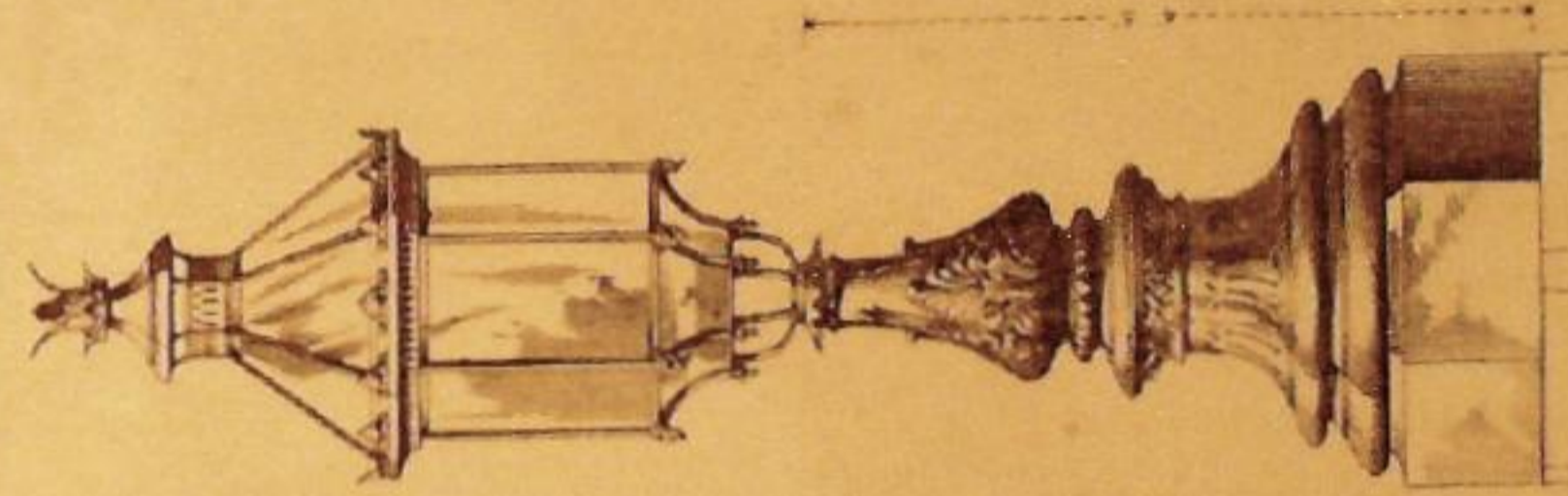
N^o 60
With No. 222 Lantern, 14"




N^o 16
With No. 222 Lantern, 16"




N^o 63
With No. 222 Lantern, 16"



N^o 55
With No. 222 Lantern, 16"




N^o 7
With No. 222 Lantern, 13"



SCALE
1 2 3 4 FEET

MACFARLANE'S CASTINGS — LAMP PILLARS

N^o 7
With No. 228 Lantern, 37"



N^o 3.5
With No. 315 Lantern, 14"



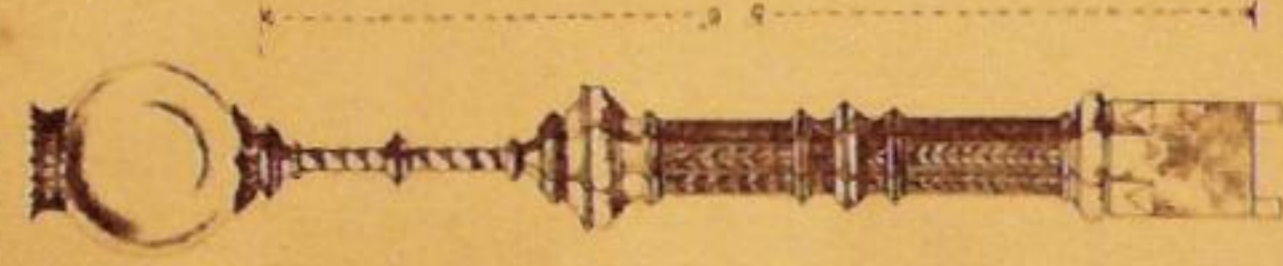
N^o 57
With No. 222 Lantern, 16"



N^o 44
With No. 221 Lantern, 14"




N^o 81
With No. 221 Lantern, 14"




SCALE
1 2 3 4 FEET

MACFARLANE'S CASTINGS — LAMP PILLARS

N^o 54
With No. 222 Lantern, 16"




N^o 64
With No. 222 Lantern, 14 and 16"



N^o 6
With No. 222 Lantern, 16"



N^o 26
With No. 222 Lantern, 16"




SCALE
1 2 3 4 FEET

MACFARLANE'S CASTINGS — LAMP PILLARS

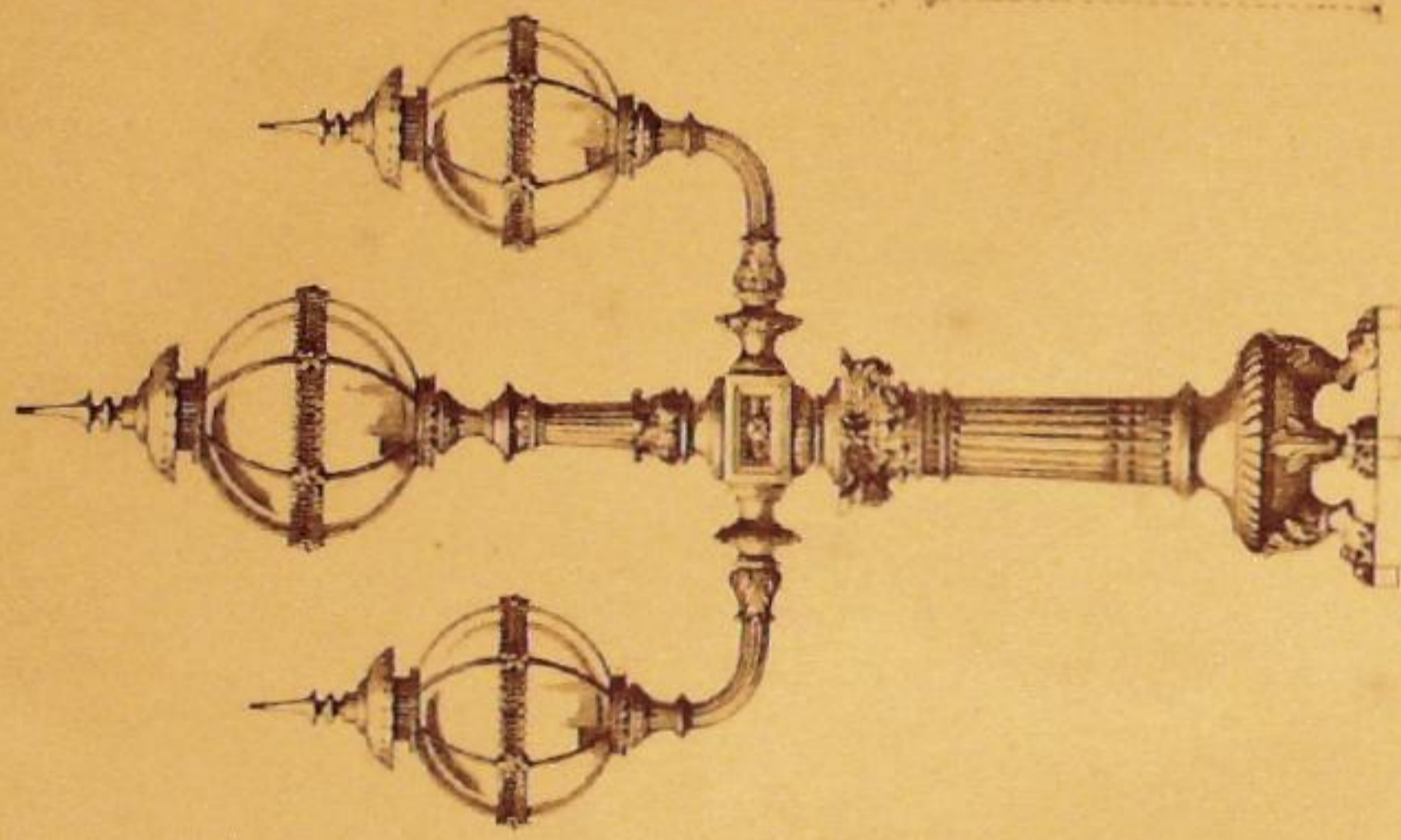
N^o 51
With No. 493 Lantern, 16"




N^o 42
With No. 492 Lantern, 16"



N^o 42
With No. 490 Lantern, 16" and 18"



N^o 76
With No. 495 Lantern, 16"




MACFARLANE'S CASTINGS — LAMP PILLARS


N^o 32
With No. 494 Lantern, 16"



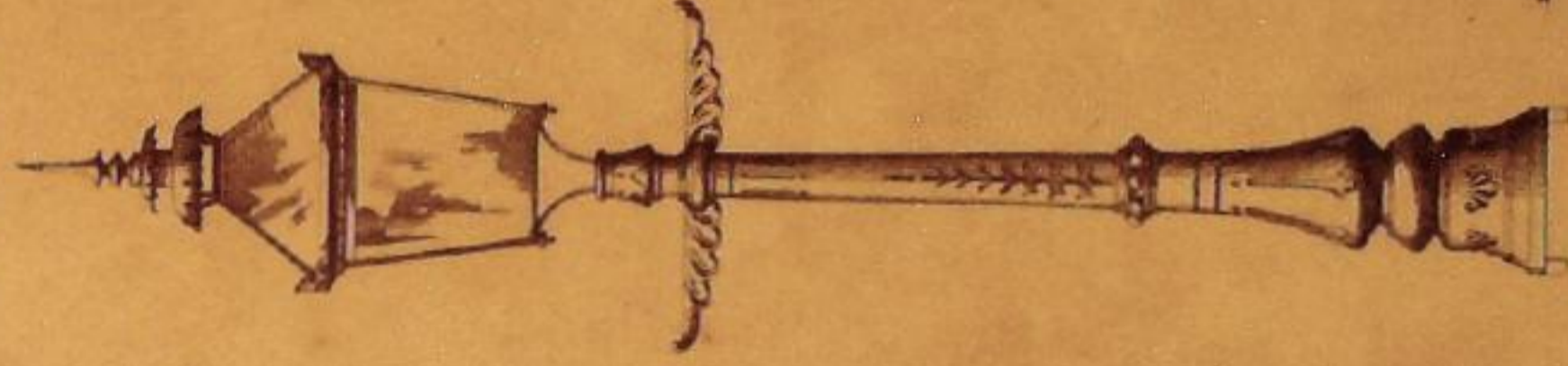
N^o 10
With No. 491 Lantern, 14"





N^o 25
With No. 498 Lantern, 16"



N^o 1
With No. 488 Lantern, 14"




N^o 60
With No. 496 Lantern, 14"

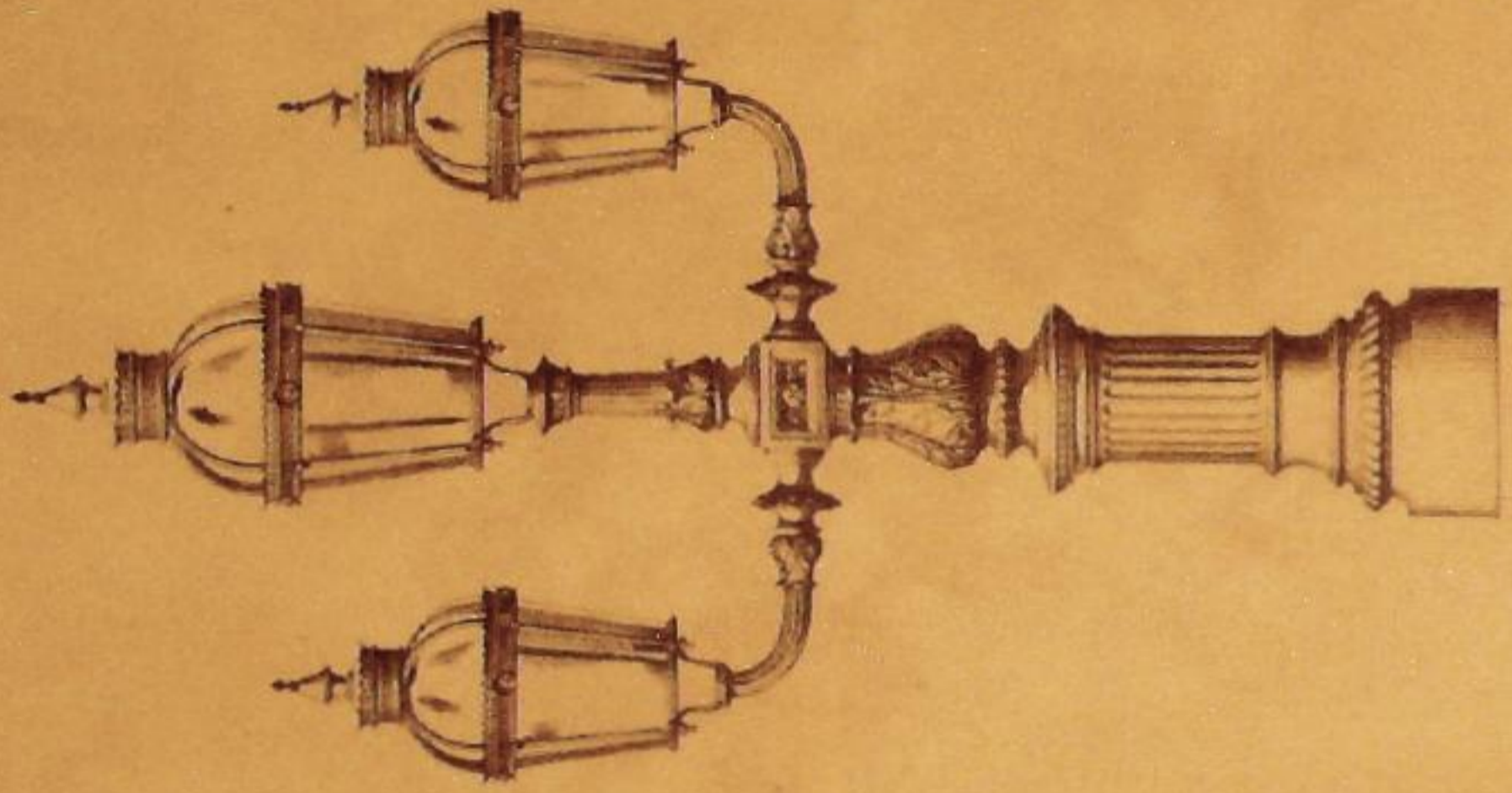


MACFARLANE'S CASTINGS — LAMP PILLARS

N^o 43
With No. 301 Lantern, 18"



N^o 43
With No. 301 Lantern, 14" and 16"



N^o 33
With No. 301 Lantern, 14"



N^o 56
With No. 301 Lantern, 18"




SCALE


SCALE

MACFARLANE'S CASTINGS — LAMP PILLARS


N^o 1
With No. 301 Lantern, 14"



N^o 10
With No. 301 Lantern, 14"



N^o 32
With No. 301 Lantern, 18"



N^o 2
With No. 301 Lantern, 18"



N^o 16
With No. 301 Lantern, 18"




SCALE

MACFARLANE'S CASTINGS — LAMP PILLARS

N^o 63
With No. 411 Lantern, 18"



N^o 63
With No. 411 Lantern, 14 and 10"



with or without Side Frames, AA
SCALE
4 FEET


N^o 59
With No. 407 Lantern, 18"




7

MACFARLANE'S CASTINGS — LAMP PILLARS

N^o 50
With No. 407 Lantern, 18"



N^o 30
With No. 411 Lantern, 14"




N^o 76
With No. 407 Lantern, 18"



N^o 28
With No. 407 Lantern, 18"




N^o 18
With No. 407 Lantern, 18"



SCALE
4 FEET

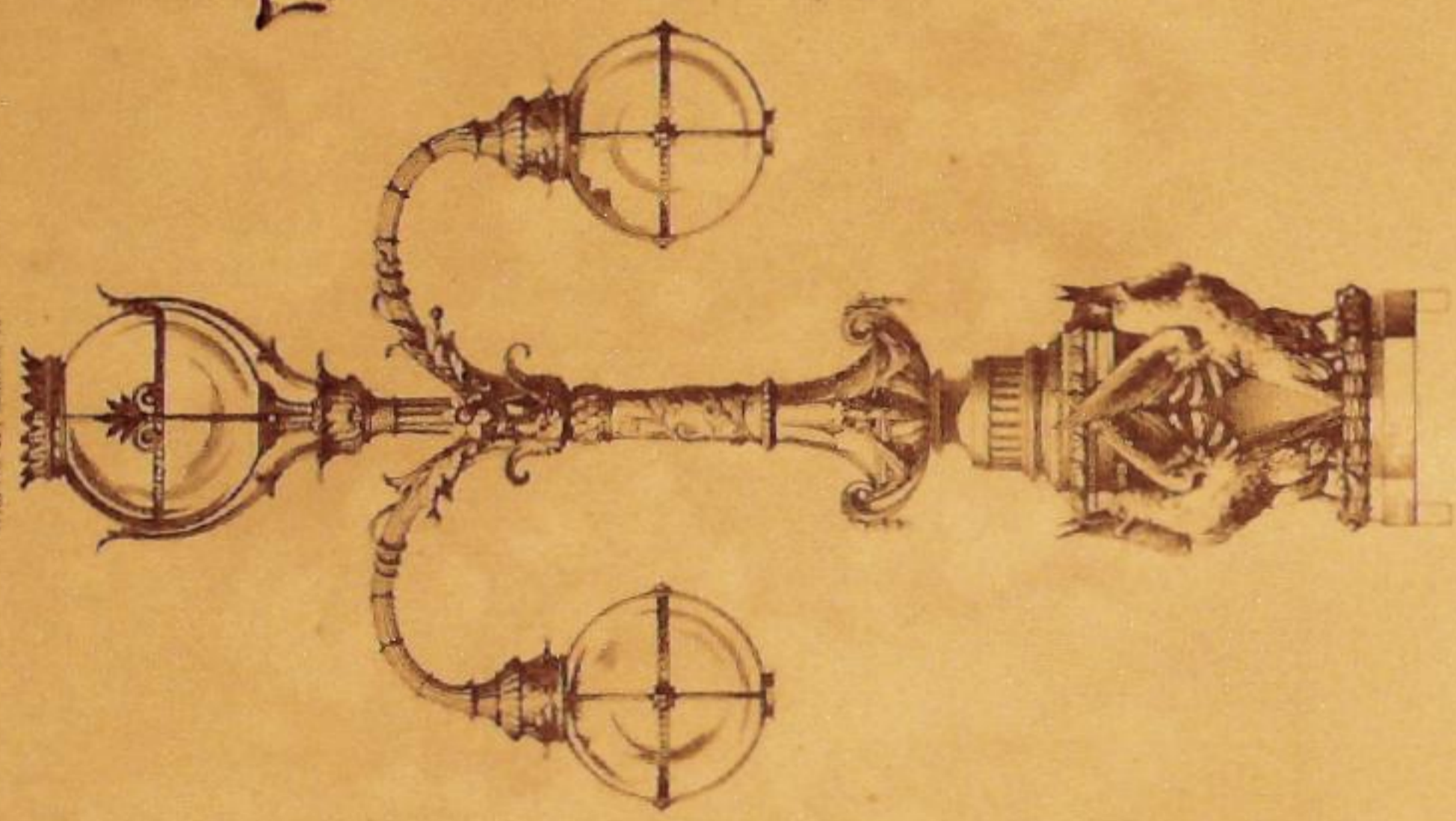
N^o 25
With No. 201 Lantern, 14



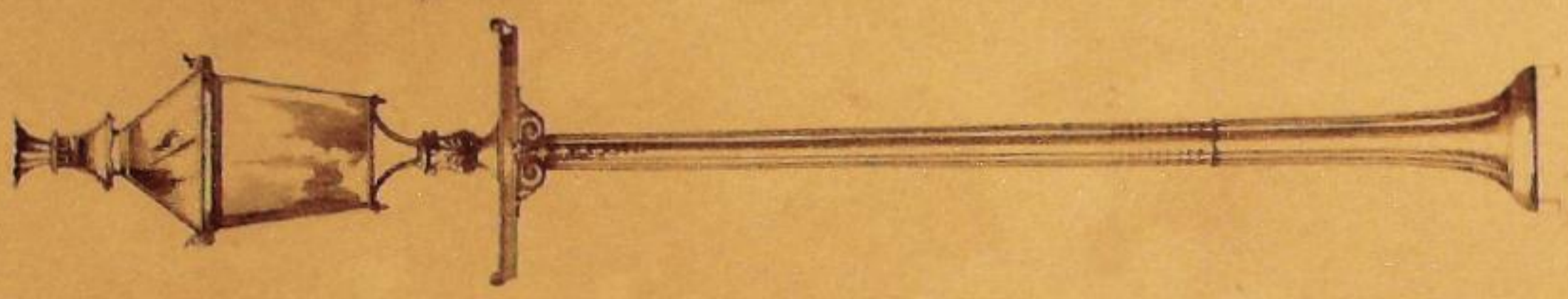
N^o 59
With No. 193 Lantern, 18



N^o 58
With No. 203 Lantern, 18



N^o 10
With No. 201 Lantern, 14



SCALE
1
2
3
4
5
6
7
8
9
10
11
12
13
14
15
16
17
18
19
20
21
22
23
24
25
26
27
28
29
30
31
32
33
34
35
36
37
38
39
40
41
42
43
44
45
46
47
48
49
50
51
52
53
54
55
56
57
58
59
60
61
62
63
64
65
66
67
68
69
70
71
72
73
74
75
76
77
78
79
80
81
82
83
84
85
86
87
88
89
90
91
92
93
94
95
96
97
98
99
100

MACFARLANE'S CASTINGS — LAMP PILLARS

N^o 18
With No. 227 Lantern, 15




N^o 1
With No. 198 Lantern, 14



N^o 52
With No. 193 Lantern, 18




N^o 78
With No. 203 Lantern, 14



SCALE
1
2
3
4
5
6
7
8
9
10
11
12
13
14
15
16
17
18
19
20
21
22
23
24
25
26
27
28
29
30
31
32
33
34
35
36
37
38
39
40
41
42
43
44
45
46
47
48
49
50
51
52
53
54
55
56
57
58
59
60
61
62
63
64
65
66
67
68
69
70
71
72
73
74
75
76
77
78
79
80
81
82
83
84
85
86
87
88
89
90
91
92
93
94
95
96
97
98
99
100

MACFARLANE'S CASTINGS — LAMP PILLARS

N^o 10
With No. 302 Lantern, 14"




N^o 51
With No. 303 Lantern, 18"



N^o 1
With No. 304 Lantern, 14"



N^o 93
With No. 306 Lantern, 16"



MACFARLANE'S CASTINGS — LAMP PILLARS

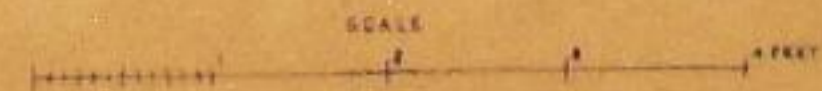

N^o 76
With No. 307 Lantern, 15"



N^o 32
With No. 304 Lantern, 18"




N^o 26
With No. 301 Lantern, 18"



MACFARLANE'S CASTINGS — LAMP PILLARS

N^o 41
With No. 293 Lantern, 14




N^o 52
With No. 293 Lantern, 18




N^o 82
With No. 266 Lantern, 27




N^o 10
With No. 293 Lantern, 14



N^o 30
With No. 293 Lantern, 17



N^o 2
With No. 293 Lantern, 14



MACFARLANE'S CASTINGS — LAMP PILLARS

MACFARLANE'S CASTINGS — LAMP PILLARS


N^o 3
With No. 292 Lantern, 47"



SCALE
0 1 2 3 FEET

MACFARLANE'S CASTINGS — LAMP PILLARS

N^o 10
With No. 297 Lantern, 45"




N^o 59
With No. 293 Lantern, 48"




SCALE
0 1 2 3 FEET

N^o 37
With No. 295 Lantern, 45"




MACFARLANE'S CASTINGS — LAMP PILLARS

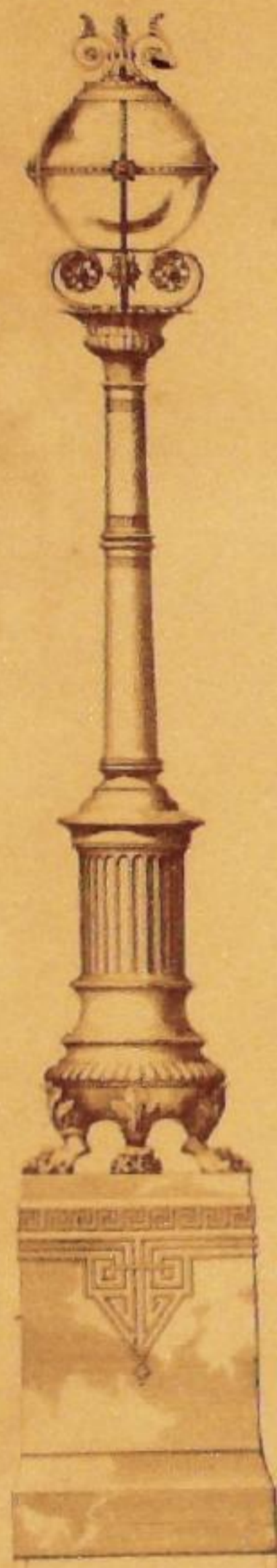
Nº 41
With No. 205 Lantern, 21"



Nº 29
With No. 205 Lantern, 21"



Nº 28
With No. 205 Lantern, 21"




SCALE
1" = 1'

MACFARLANE'S CASTINGS — LAMP PILLARS

Nº 43
With No. 205 Lantern, 21"




Nº 43
With No. 205 Lantern, 14" and 16"



SCALE
1" = 1'

MACFARLANE'S CASTINGS — LAMP PILLARS

N^o 25
With No. 216 Lantern, 18"



N^o 20
With No. 217 Lantern, 18"



N^o 52
With No. 215 Lantern, 18"




SCALE




MACFARLANE'S CASTINGS — LAMP PILLARS

N^o 32
With No. 219 Lantern, 30"



N^o 59
With No. 218 Lantern, 18"



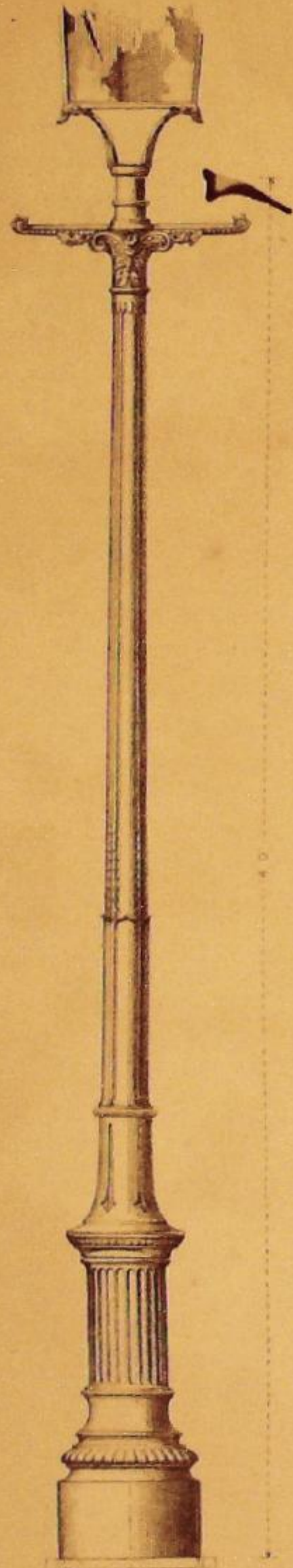
SCALE



MACFARLANE'S CASTINGS — LAMP PILLARS


N^o 94

With No. 224 Lantern, 18"



N^o 63

With No. 227 Lantern, 14" and 20"



SCALE

MACFARLANE'S CASTINGS

LAMP PILLARS


N^o 69

With No. 228 Lantern, 20"



N^o 24


With No. 228 Lantern, 14" and 20"
also with Branches 2 ways for 3 Lanterns




SCALE

MACFARLANE'S CASTINGS
LAMP PILLARS

N^o 30
With No. 211 Lantern, 18"




N^o 74
With No. 222 Lantern, 30"



SCALE

MACFARLANE'S CASTINGS — LAMP PILLARS


N^o 29
With No. 223 Lantern, 24"




Lantern.



Plan at A looking up.



Plan at B looking down.




SCALE


MACFARLANE'S CASTINGS — LAMP PILLARS

Can be prepared for any form of Lantern or shade.

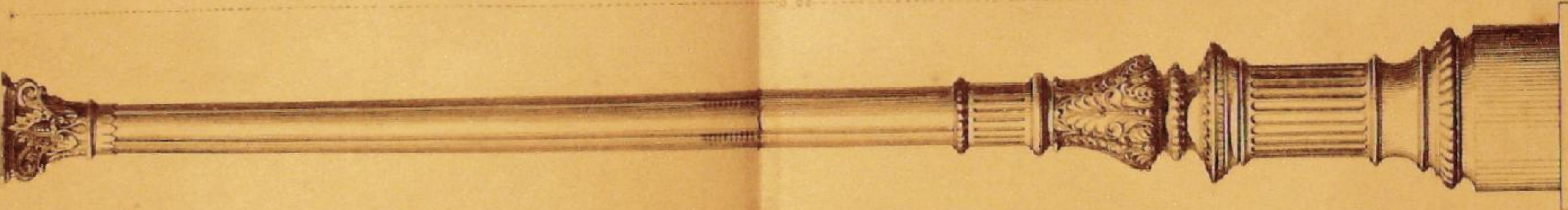
Nº 88



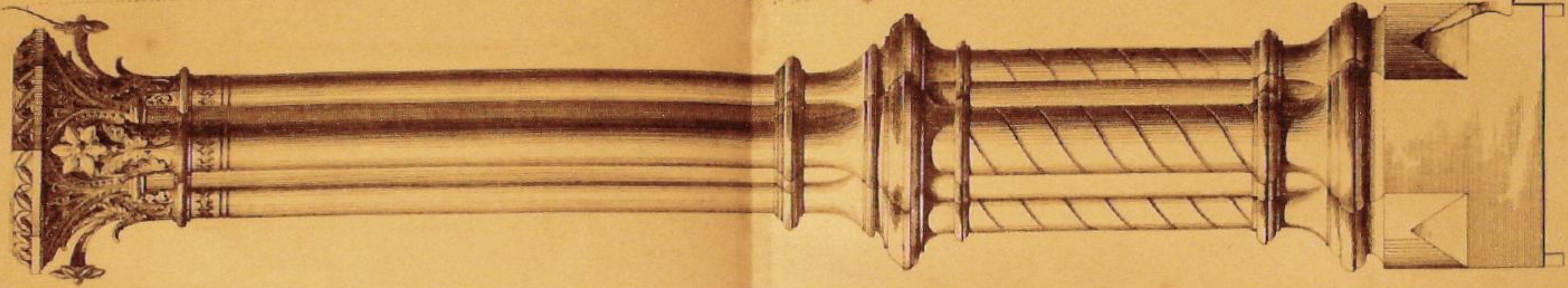
Nº 20




Nº 99



Nº 100



Nº 101



MAGFARLANE'S CASTINGS — LAMP PILLARS

Can be prepared for any form of Lantern *in order*.


N° 23




N° 52



N° 98



N° 103




SCALE

MAGFARLANE'S CASTINGS — LAMP PILLARS


N° 21

With No. 232 Lantern, 27"



N° 3


With No. 232 Lantern, 18"



SCALE


MACFARLANE'S CASTINGS — LAMP PILLARS

N^o 4
With No. 312 Lantern, 18"



SCALE
0 1 2 3 FEET


N^o 5
With No. 312 Lantern, 18"



MACFARLANE'S CASTINGS

LAMP PILLARS


N^o 122
With No. 312 Lantern, 24"




SCALE
0 1 2 3 FEET

MACFARLANE'S CASTINGS — LAMP BRACKETS

N^o 19
With No. 200 Lantern, 12"



N^o 55
With No. 200 Lantern, 14"




N^o 39
With No. 200 Lantern, 14"



N^o 53
With No. 200 Lantern, 15"



N^o 65
With No. 200 Lantern, 14"



N^o 67
With No. 200 Lantern, 14"



N^o 39
With No. 200 Lantern, 14"




N^o 22
With No. 200 Lantern, 15"




SCALE
1" = 1/2"

MACFARLANE'S CASTINGS — LAMP BRACKETS

N^o 19
With No. 200 Lantern, 14"



N^o 55
With No. 200 Lantern, 14"




N^o 67
With No. 200 Lantern, 14"




N^o 22
With No. 200 Lantern, 15"



N^o 14
With No. 200 Lantern, 15"



N^o 36
With No. 200 Lantern, 15"



SCALE
1" = 1/2"

MACFARLANE'S CASTINGS — LAMP BRACKETS


N^o 53
With No. 218 Lantern, 18"




N^o 39
With No. 229 Lantern, 20"



N^o 67
With No. 205 Lantern, 16"



N^o 14
With No. 226 Lantern, 16"




SCALE
1 2 3 FEET

MACFARLANE'S CASTINGS — LAMP BRACKETS


N^o 17
With No. 208 Lantern, 14"



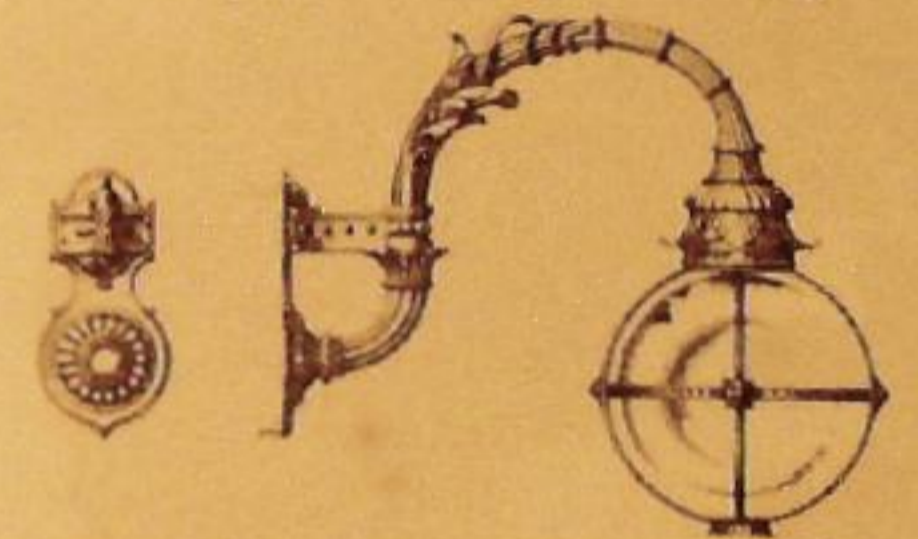
N^o 75
With No. 219 Lantern, 14"




N^o 14
With No. 226 Lantern, 16"



N^o 61
With No. 202 Lantern, 18"



N^o 66
With No. 204 Lantern, 20"



N^o 73
With No. 215 Lantern, 14"



SCALE
1 2 3 FEET

MACFARLANE'S CASTINGS — LAMP BRACKETS


N^o 55

With No. 200 Lantern, 10"



N^o 58

With No. 205 Lantern, 10"




N^o 58

With No. 205 Lantern, 10"



N^o 72

With No. 202 Lantern, 10"




N^o 65

With No. 204 Lantern, 14"



N^o 72

With No. 205 Lantern, 14"



SCALE



MACFARLANE'S CASTINGS — LAMP BRACKETS


N^o 66

With No. 204 Lantern, 10"



N^o 75

With No. 218 Lantern, 14"




N^o 58

With No. 205 Lantern, 10"



N^o 74

With No. 206 Lantern, 10"



N^o 72


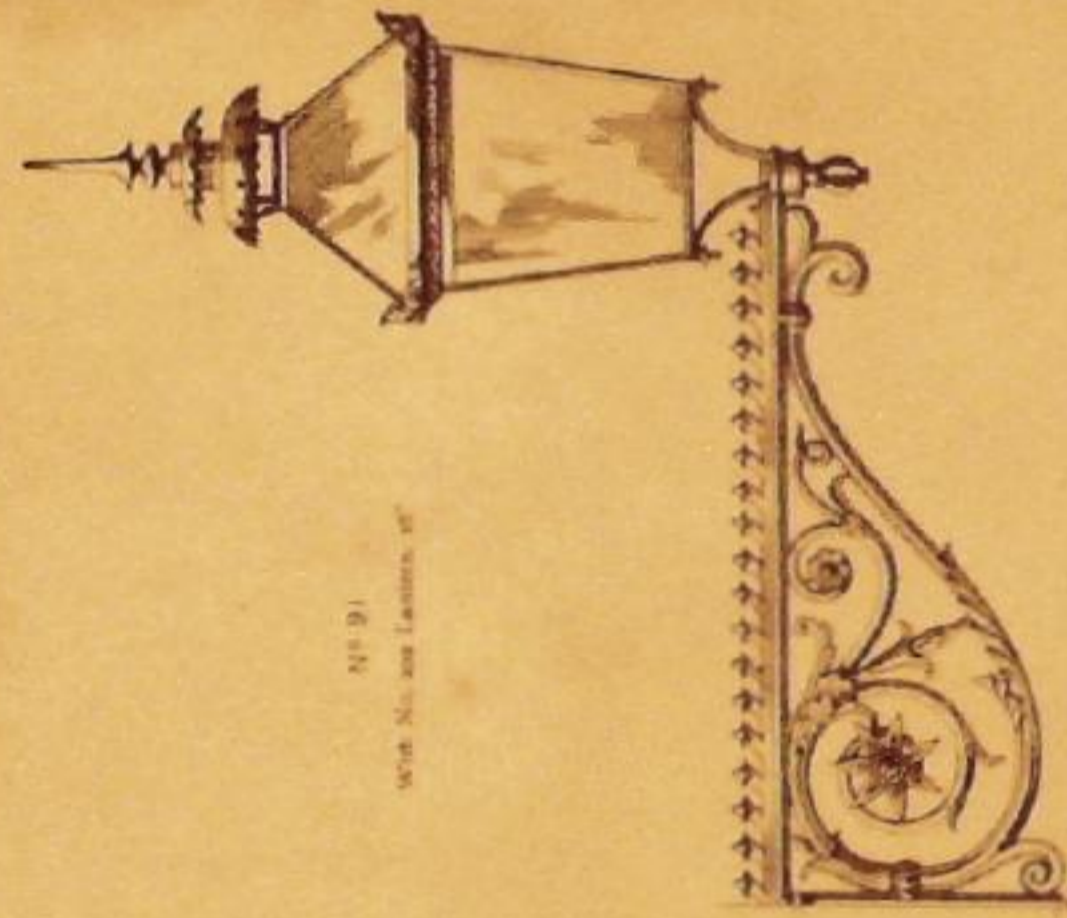


With No. 207 Lantern, 10"



SCALE

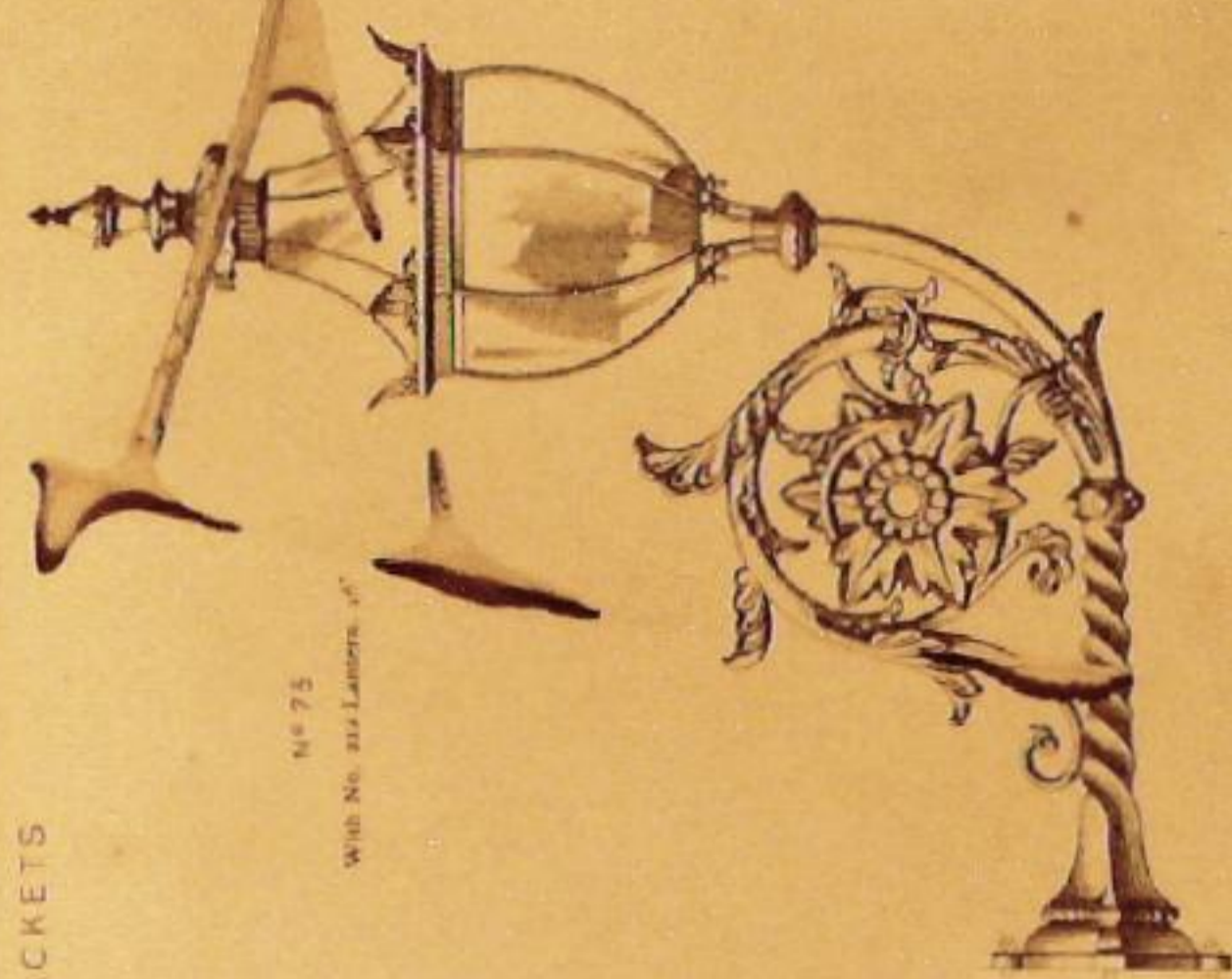


MACFARLANE'S CASTINGS — LAMP BRACKETS




SCALE 1/2" = 1 FOOT


MACFARLANE'S CASTINGS — LAMP BRACKETS



No. 75
With No. 66 Lantern, 6"



No. 73
With No. 66 Lantern, 6"



No. 63
With No. 66 Lantern, 6"




SCALE 1/2" = 1 FOOT

MAGFARLANE'S CASTINGS — LAMP ARCHES

Can be prepared for Lanterns either suspended below or fixed on top.

N^o 42
With No. 304 Lantern, 18"



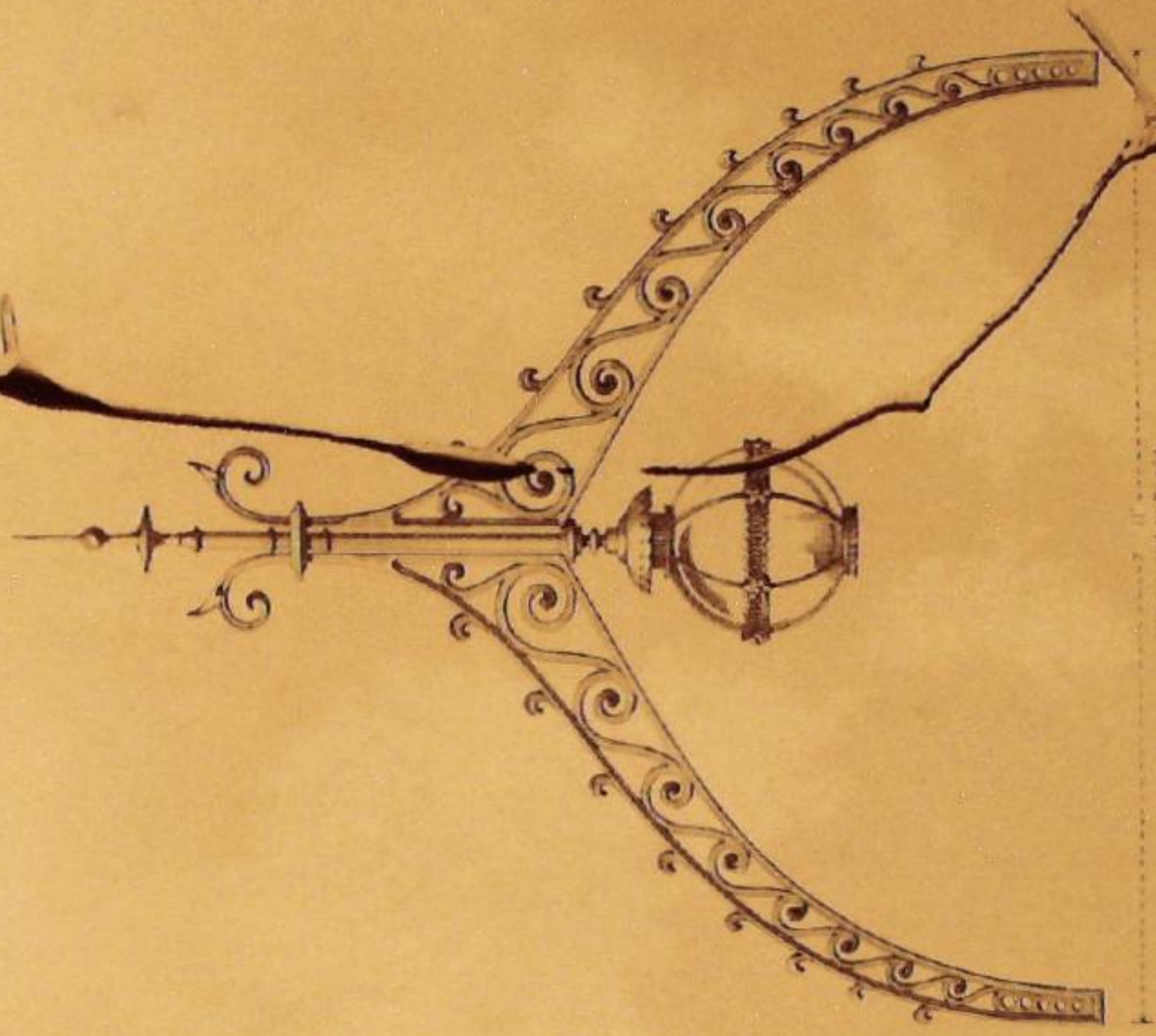
N^o 43
With No. 304 Lantern, 18"



SCALE
1" = 1'-0"

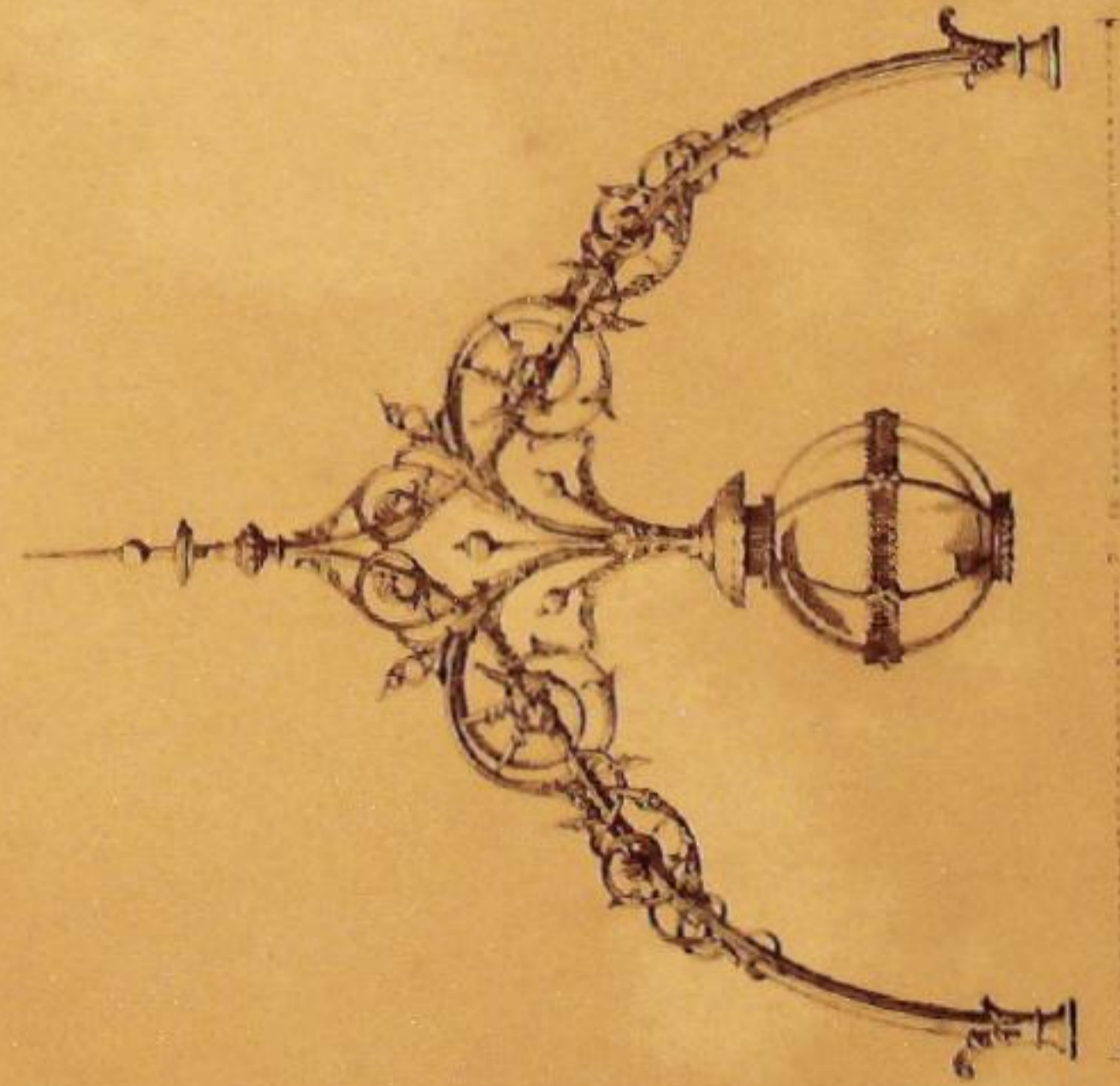
MAGFARLANE'S CASTINGS — LAMP ARCHES

N^o 54
With No. 304 Lantern, 18"



also 9 1/2" and 12 1/2" wide


N^o 46
With No. 304 Lantern, 18"



SCALE
1" = 1'-0"


MACFARLANE'S CASTINGS — LAMP ARCHES

N^o 90
With No. 222 Lantern, 4'



Any other of our Lamp Arches can be supplied with Standards as shown above or of any other pattern, for which see Gate Standards, Section VI.

SCALE



MACFARLANE'S CASTINGS — LAMP PENDANTS

Any length to order.

N^o 89
With No. 220 Lantern, 14'



N^o 36
With No. 222 Lantern, 10'



Side View



N^o 87
With No. 224 Lantern, 24'



SCALE



N^o 41
With No. 227 Lantern, 10'



N^o 70
With No. 222 Lantern, 10'



Scale 2 and 4 Feet

MACFARLANE'S CASTINGS — LAMP PENDANTS

Any length to order.

No. 38


With No. 204 Lantern, 14"

No. 85

With No. 207 Lantern, 10"

No. 86

With No. 205 Lantern, 10"




SCALE

MACFARLANE'S CASTINGS — LAMP CONNECTIONS

Can be made to suit any pattern of Lamp Pillar.

Tall Piece for sinking into ground.

Water or Meter Compartment With or without dig trough.




SCALE

MACFARLANE'S LANTERNS

Can be applied to any Pillar, Standard, Arch, Bracket, or Pendant.



MACFARLANE'S CASTINGS — EXAMPLES
No. XLVII
Architectural Application of Lamps, &c.



A. No. 38 CAMP PILLAR, 6' 6", WITH NO. 131 LANTERN, 10"
B. No. 382 DOUBLE-RAISED GATE, 8' 6" x 11' 6"

SECTION XIX.—BRACKETS.

STRUCTURAL AND DECORATIVE, FOR STONE, BRICK, WOOD, OR IRON WORK.

This Section is of exceedingly varied application to the support and enrichment of beams, girders, entablatures, cornices, lintels, shelves, shop fronts, balconies, verandahs, railway roofing, covered ways, arcades, conservatories, and every kind of structure. The following designs illustrate the strong and graceful forms into which Castings can be fashioned, and its suitability for such purposes.

Please insert in Specification "To be Macfarlane's Castings, from Saracen Foundry, Glasgow," to prevent an inferior article being supplied.


Brackets,.....	pages 494	Bracket and Spandril Shafts,.....	pages 563-564
Brackets, Consoles, Corbels, Cantilevers, &c.,.....	" 494-510	Roof Spandrils,.....	" 565-566
Curved and Bevelled,.....	" 511-512	Girders,.....	" 567
Spandril Brackets,.....	" 513-525	Examples,.....	" 564
Spandril Arches,.....	" 527-544	Also other Examples at end of Section XIX.	
Column Brackets,.....	" 563		

The illustrations are arranged in alphabetical order of their initial measurement.


DIRECTIONS FOR ORDERING.

State the No. and Sizes, and the nature of the fixings required, whether screwholes, snags, batts or bolts, for wood, stone, or iron, and when necessary give rough sketch of any special addition or modification required. The following examples show the simplest method of ordering.


- 115 No. 68 Brackets 1' 0" x 1' 8" with screwholes for fixing to wood.
- 34 No. 207 Brackets 5' 0" x 5' 6" with batts on back for fixing to stone.
- 18 No. 55 Brackets 4' 6 1/2" x 5' 8" with bolt and nut at corner, and batt at bottom for fixing to 2' 0" wall.
- 14 No. 66 Spandril Brackets 5' 6" x 5' 6 1/2" with batts on back for fixing to stone, and screwholes in top for fixing to wood beam.
- 3 No. 51 Spandril Arches 6' 11 1/2" x 4' 5" with screwholes for fixing to wood, one of the Arches to be widened to 8' 6" as sketch.



- 6 No. 129 Columns 6" diameter, each with Spandril Shaft and No. 13 Column Brackets 4' 0" x 5' 5", 4 ways. Each Spandril Shaft to have shoe on top for wood beam as full size drawing herewith, and each Bracket to have a bolt near the point for fixing to beam. Height from bottom of Column to underside of beam is 14' 6".
- Also to No. 156 Corbels 7" x 1' 5 1/2" with Spandril Shafts and Column Brackets 1 way, to match above, but prepared for fixing to 2' 0" wall, with batts on Corbel, and bolt at top of Spandril Shaft. See sketch plan and section.



PLAN



SECTION THROUGH A.B.

MACFARLANE'S CASTINGS — BED BRACKETS

A neat and convenient fastening for the front boards of beds, berths, &c.



MACFARLANE'S CASTINGS — BRACKETS

Including Trusses, Consoles, Corbels, Castilevers, &c.




MACFARLANE'S CASTINGS — BRACKETS



SCALE

MACFARLANE'S CASTINGS — BRACKETS




SCALE
4 FEET

MACFARLANE'S CASTINGS — BRACKETS



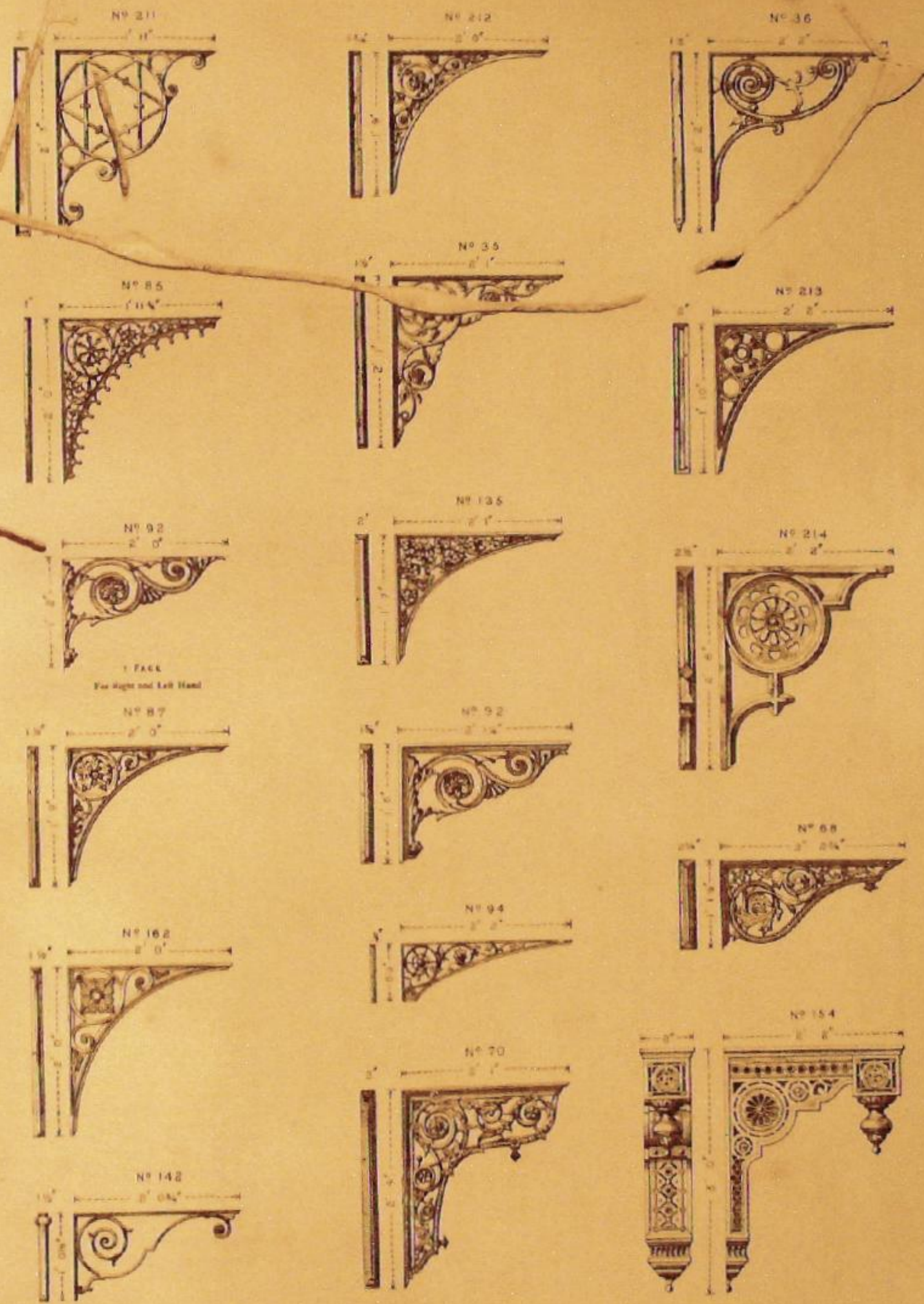
SCALE
4 FEET

MACFARLANE'S CASTINGS — BRACKETS



SCALE

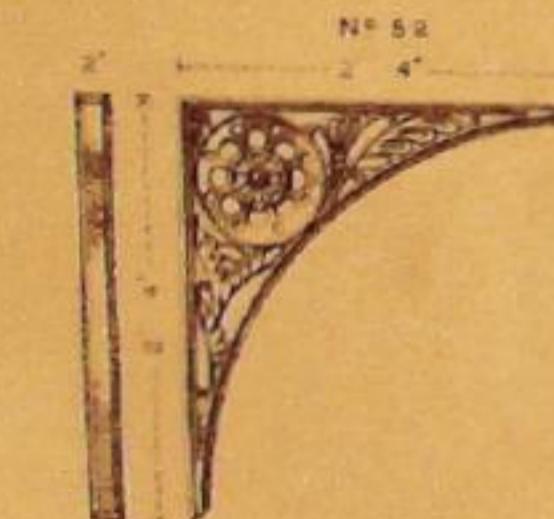

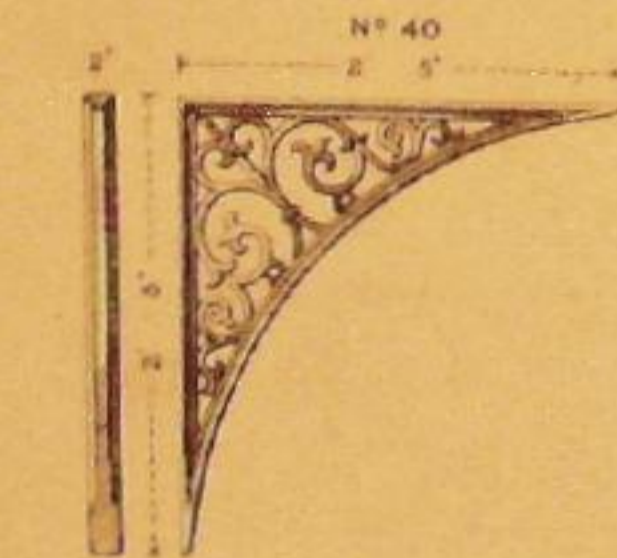

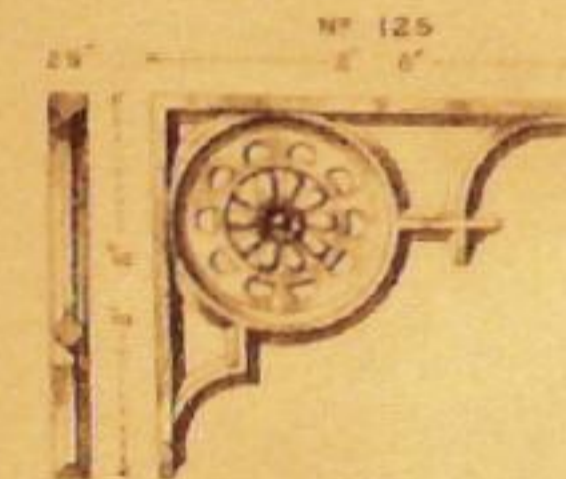
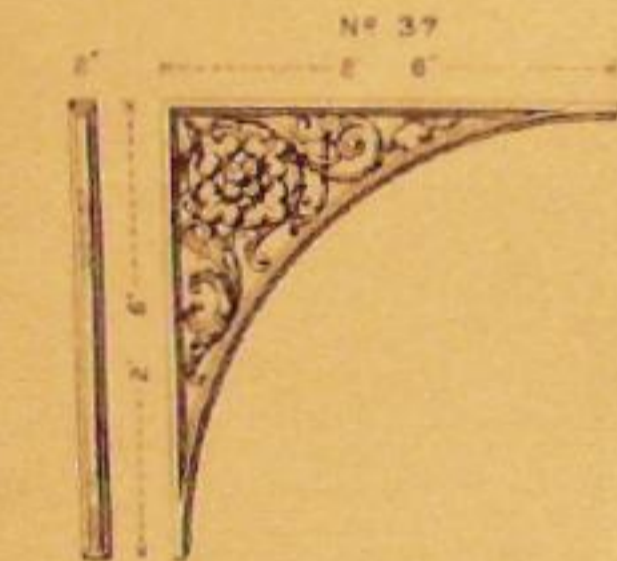
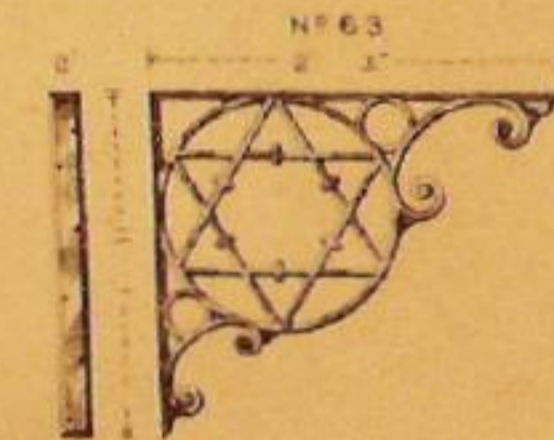
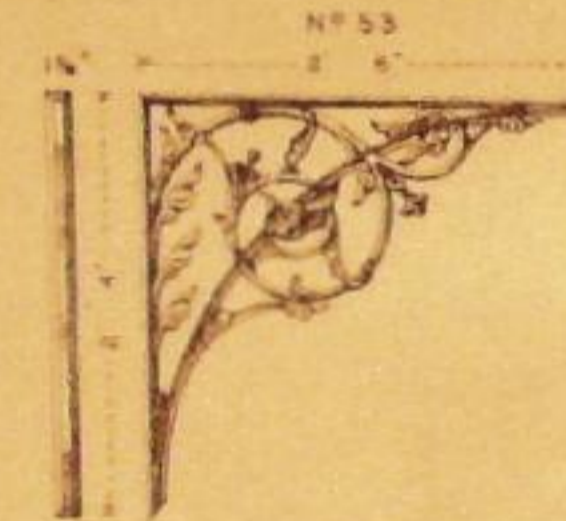
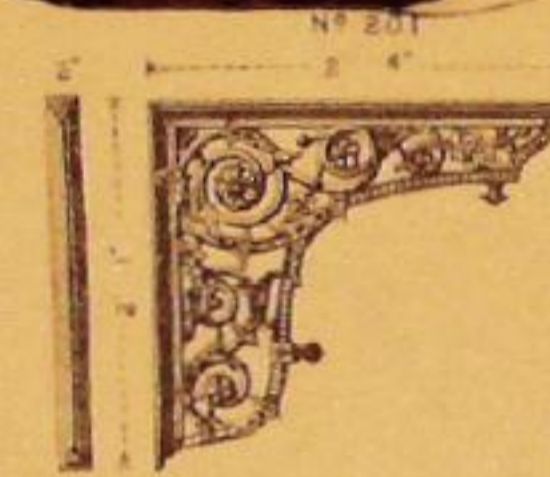
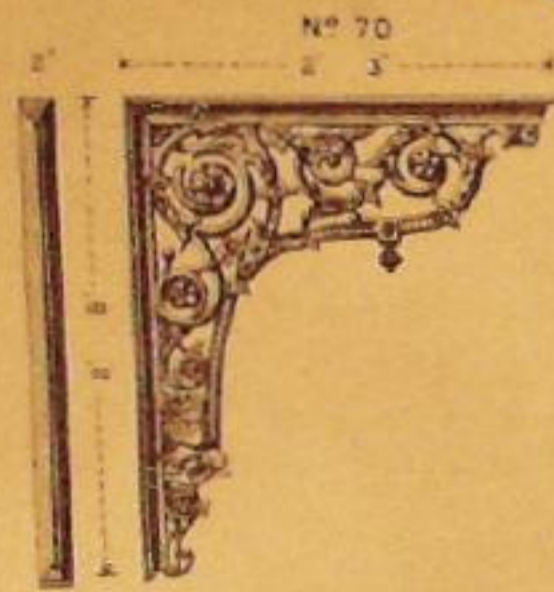
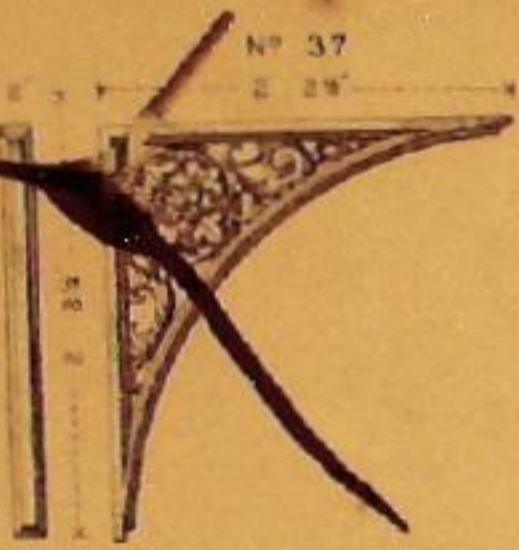
MACFARLANE'S CASTINGS — BRACKETS



1 FACE For Right and Left Hand

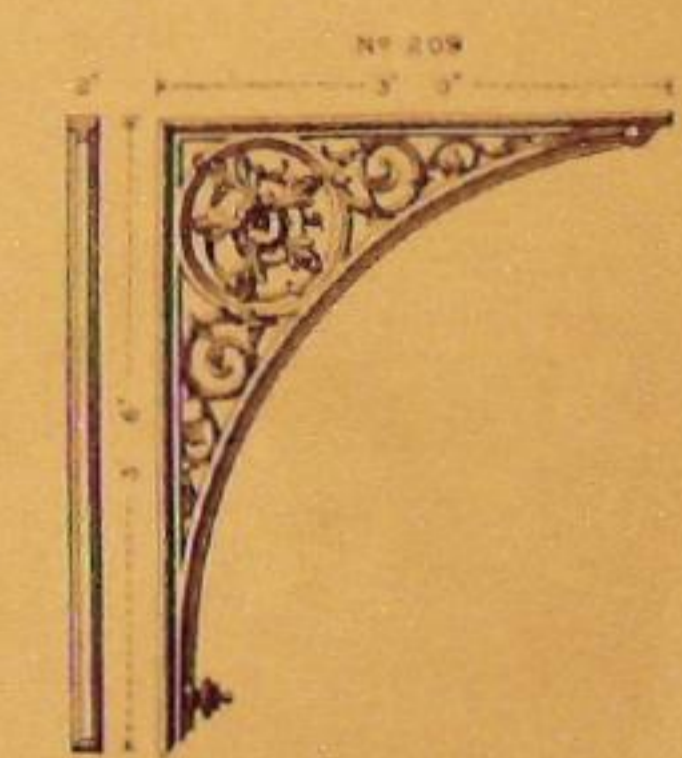

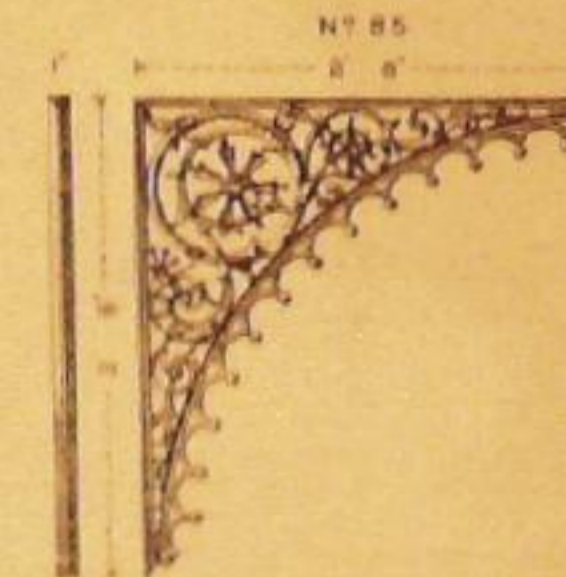

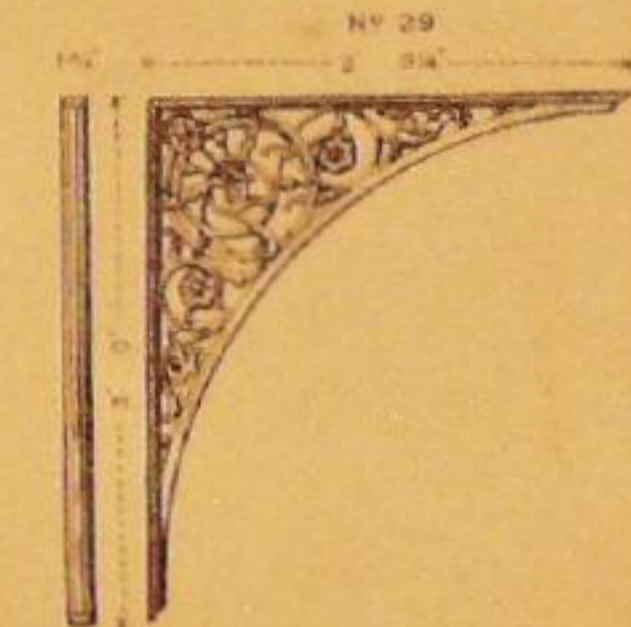
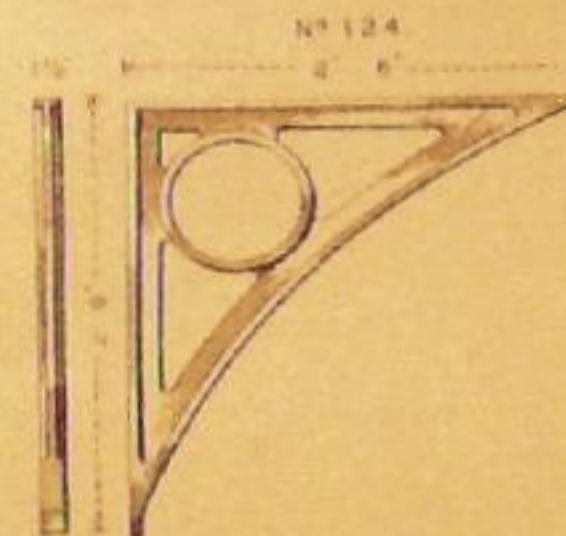

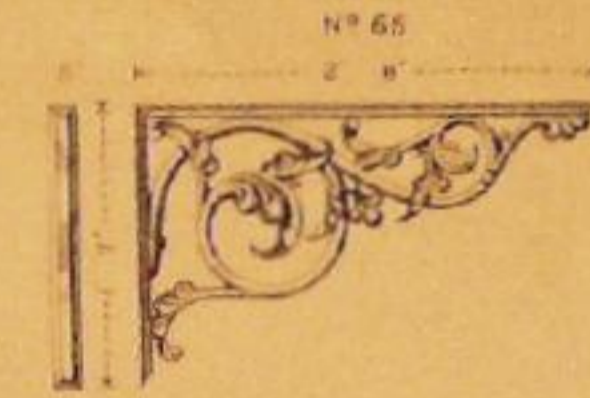
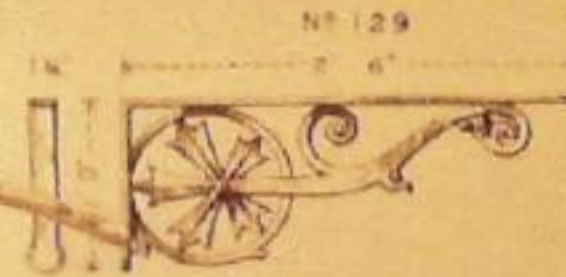
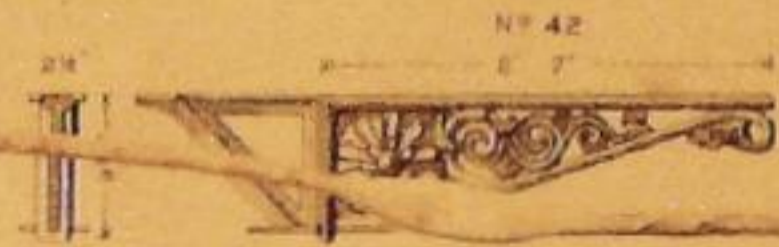
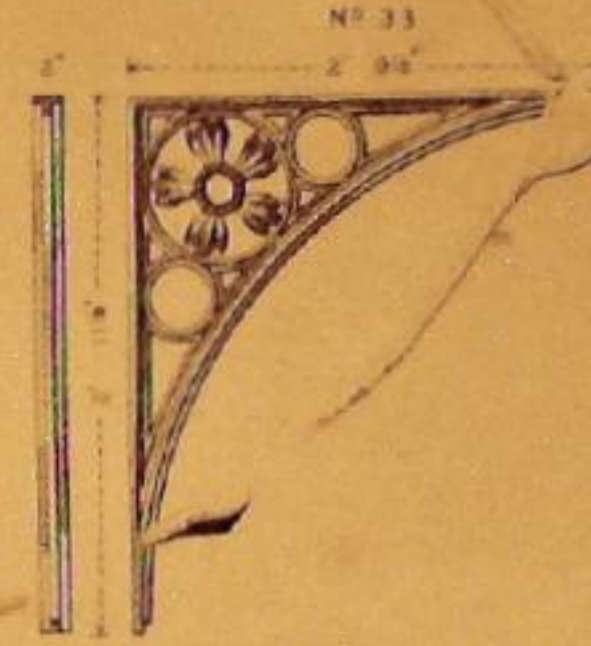
SCALE

MACFARLANE'S CASTINGS — BRACKETS



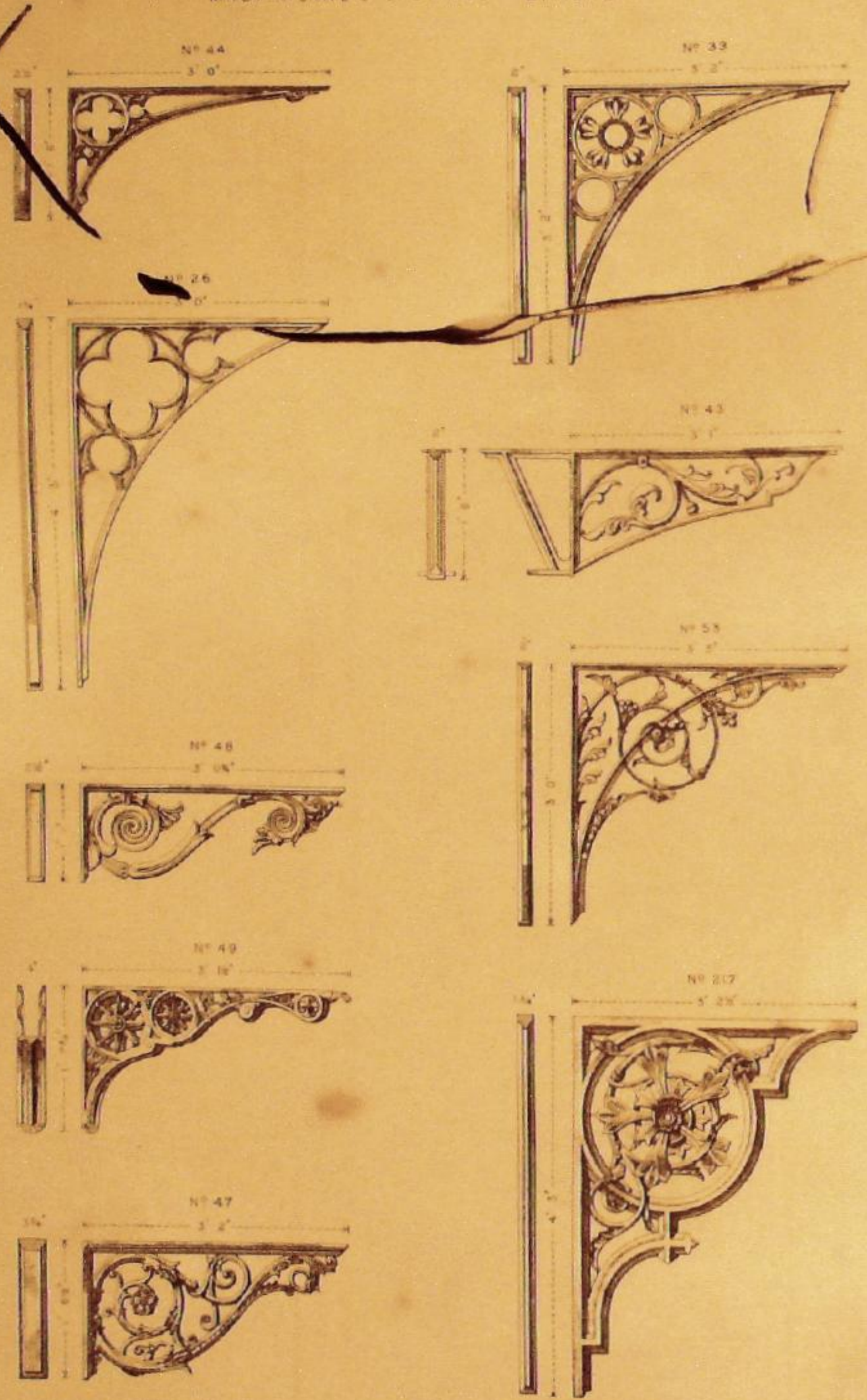
SCALE 1 FOOT

MACFARLANE'S CASTINGS — BRACKETS



SCALE 1 FOOT

MACFARLANE'S CASTINGS — BRACKETS


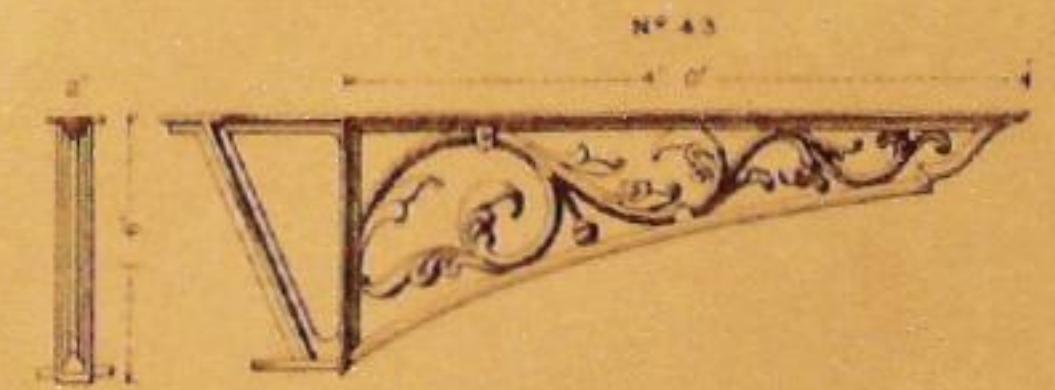
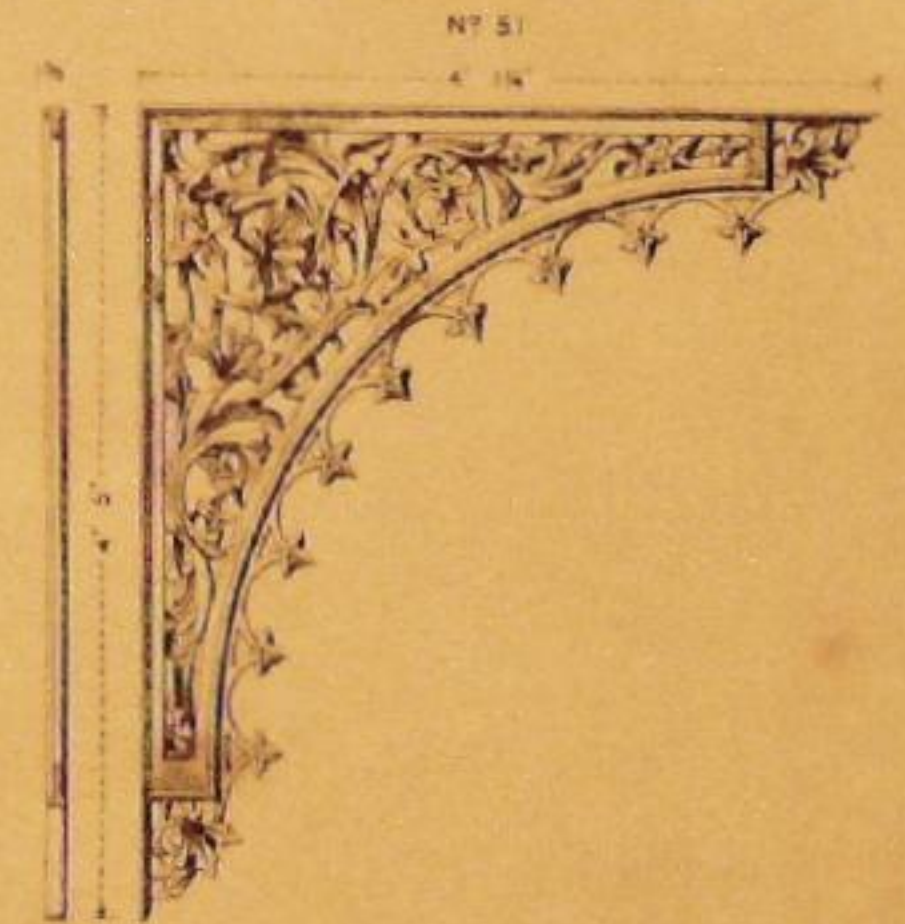


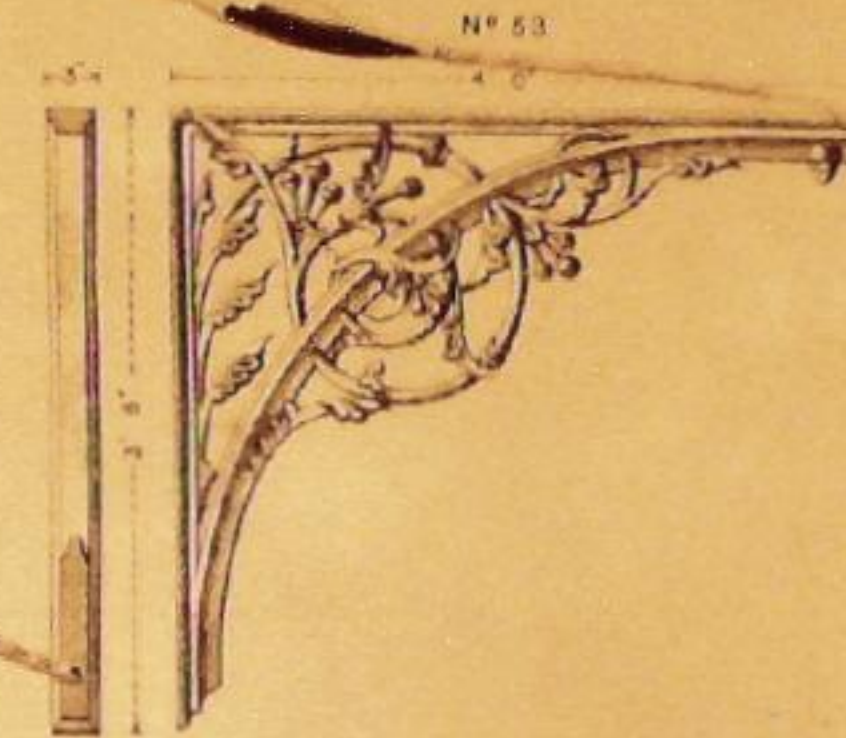



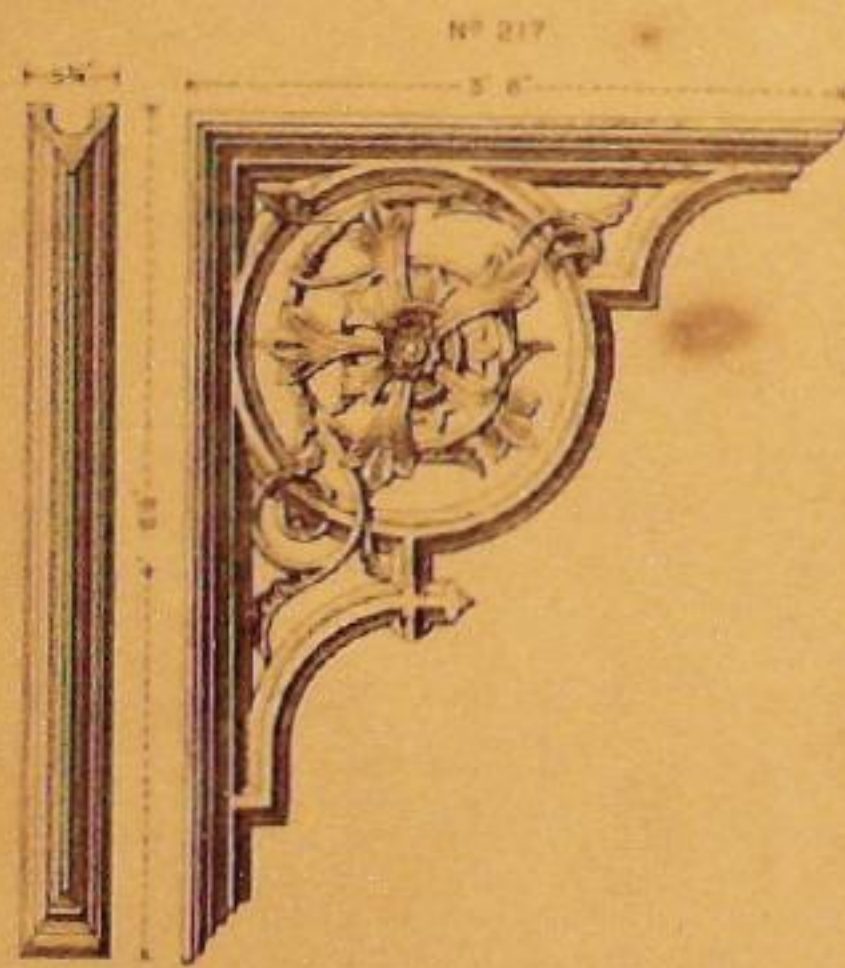


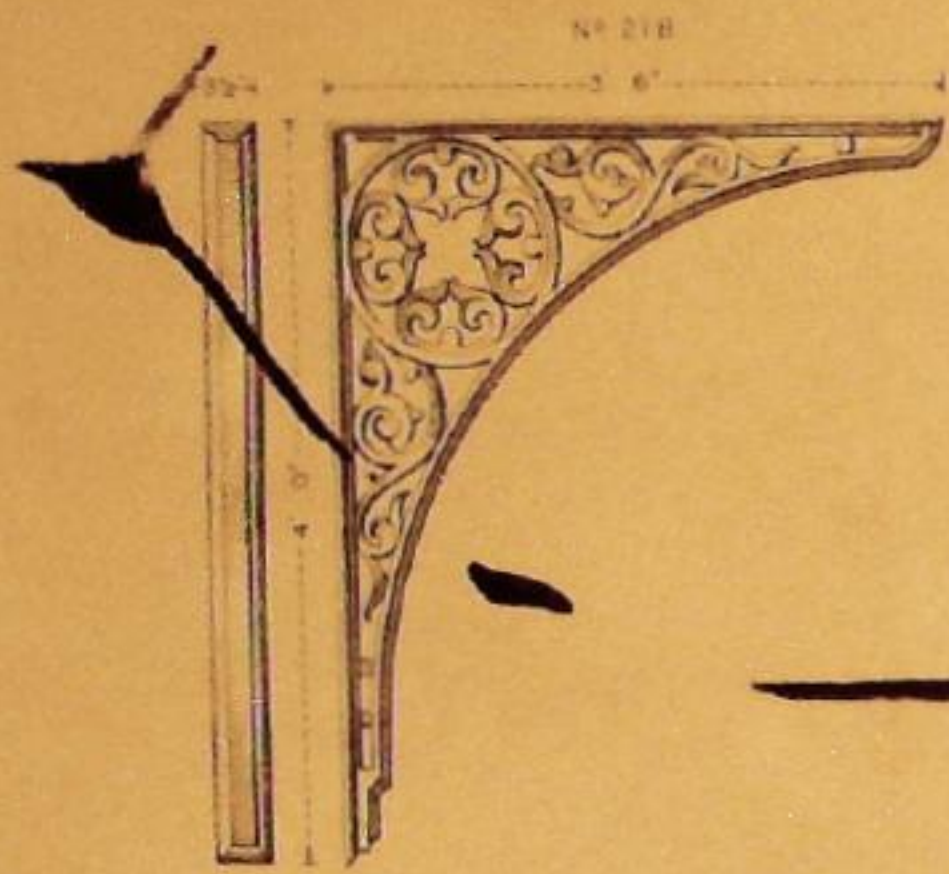


SCALE 1" = 1' 0"



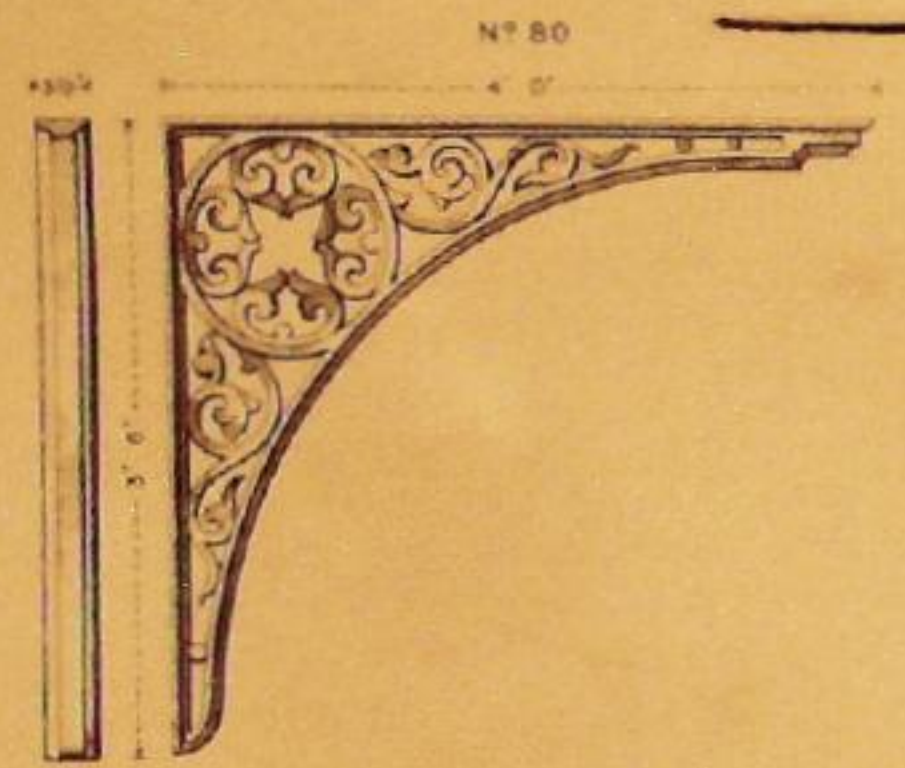


MACFARLANE'S CASTINGS — BRACKETS



SCALE 1" = 1' 0"




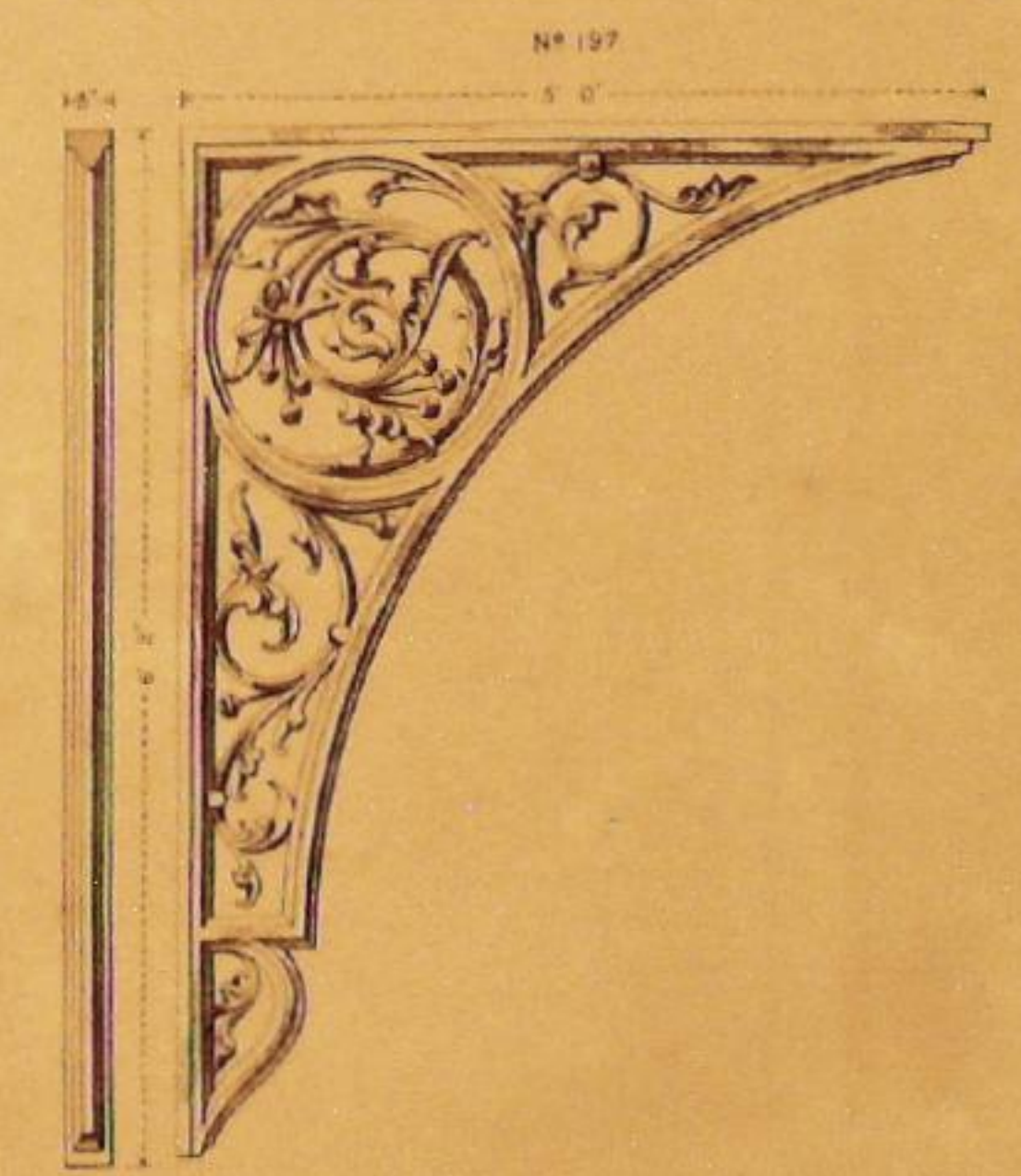

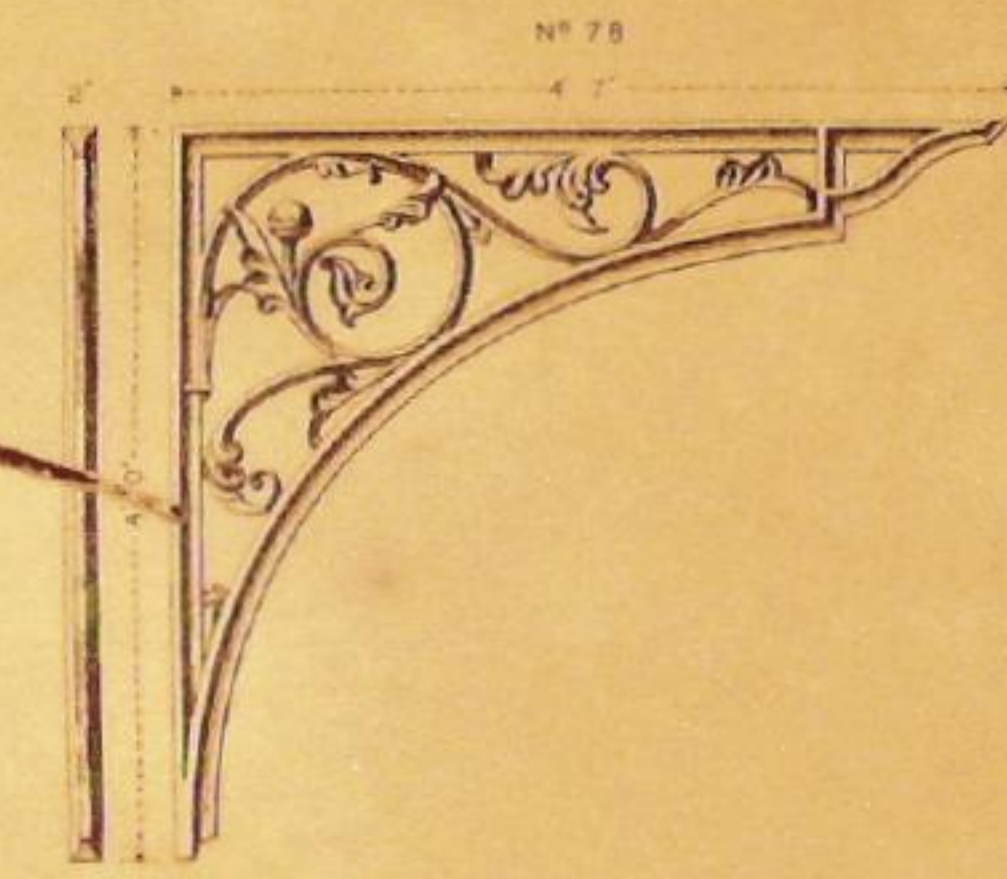
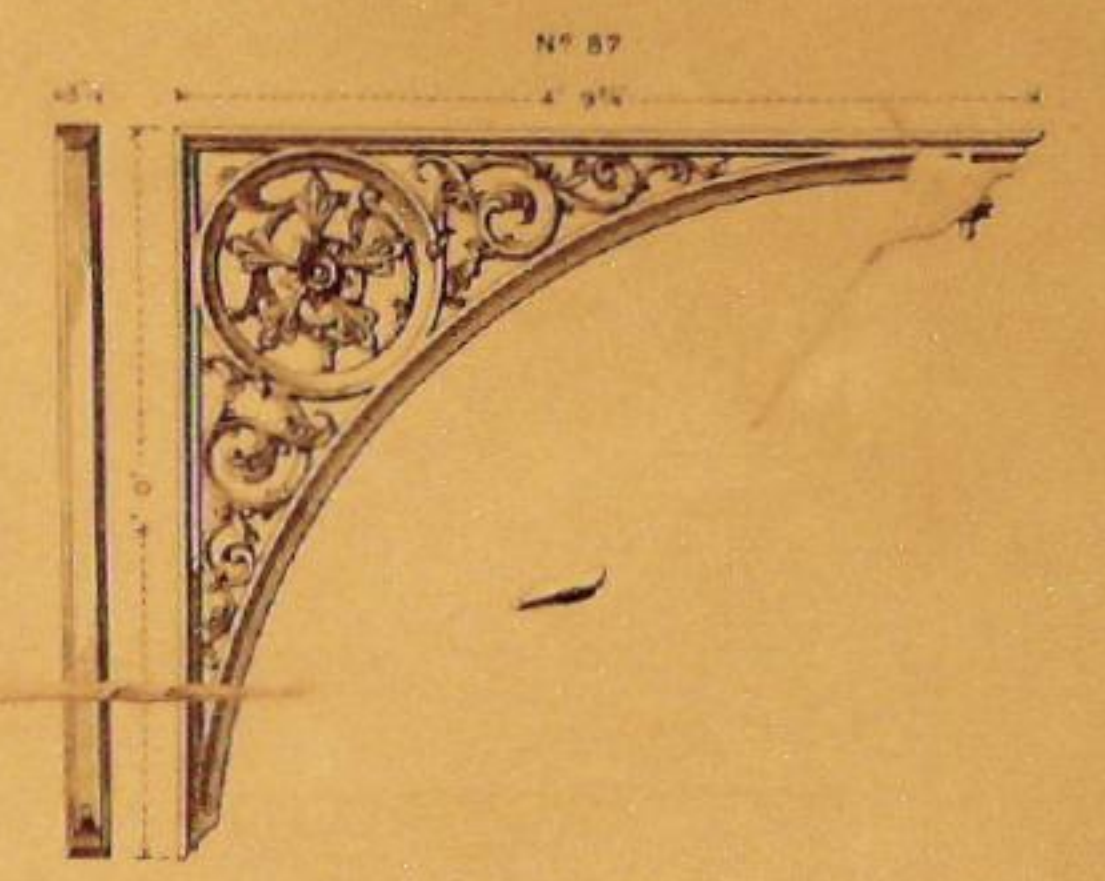
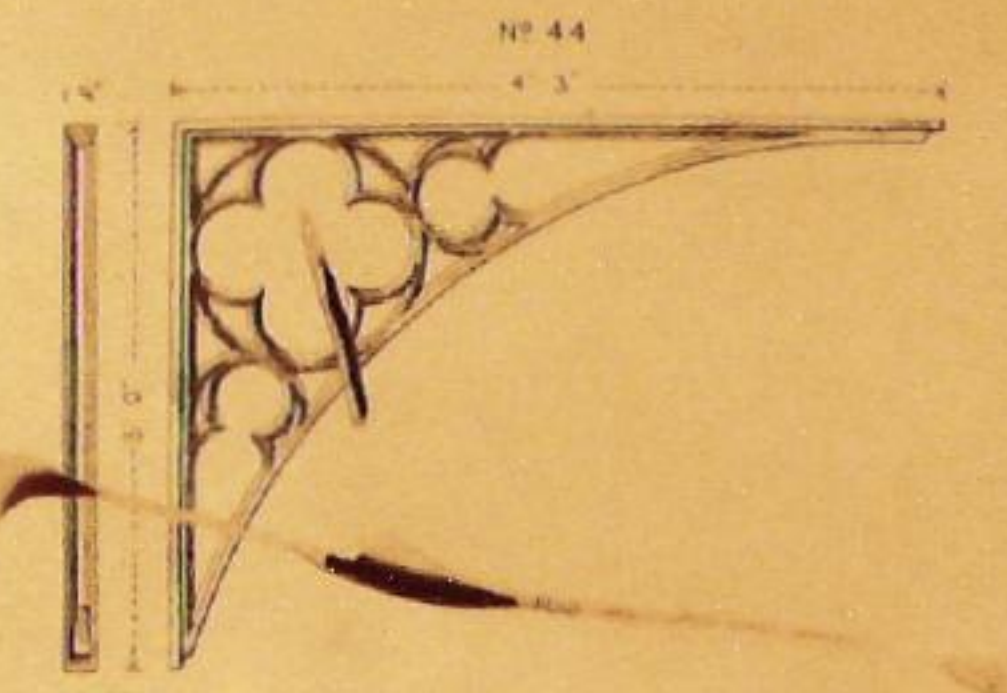
MACFARLANE'S CASTINGS — BRACKETS



SCALE

 0 2 4 FEET

MACFARLANE'S CASTINGS — BRACKETS






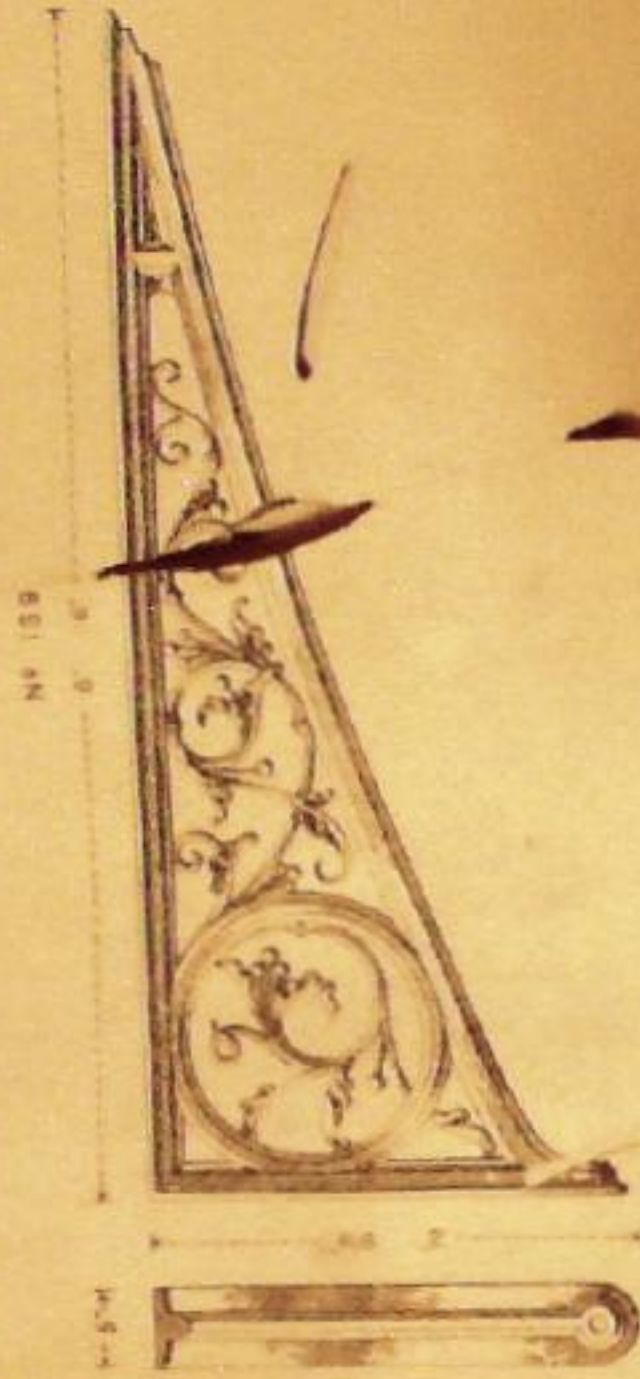



SCALE

 0 2 4 FEET

MACFARLANE'S CASTINGS — BRACKETS



MACFARLANE'S CASTINGS — BRACKETS



SCALE

SCALE

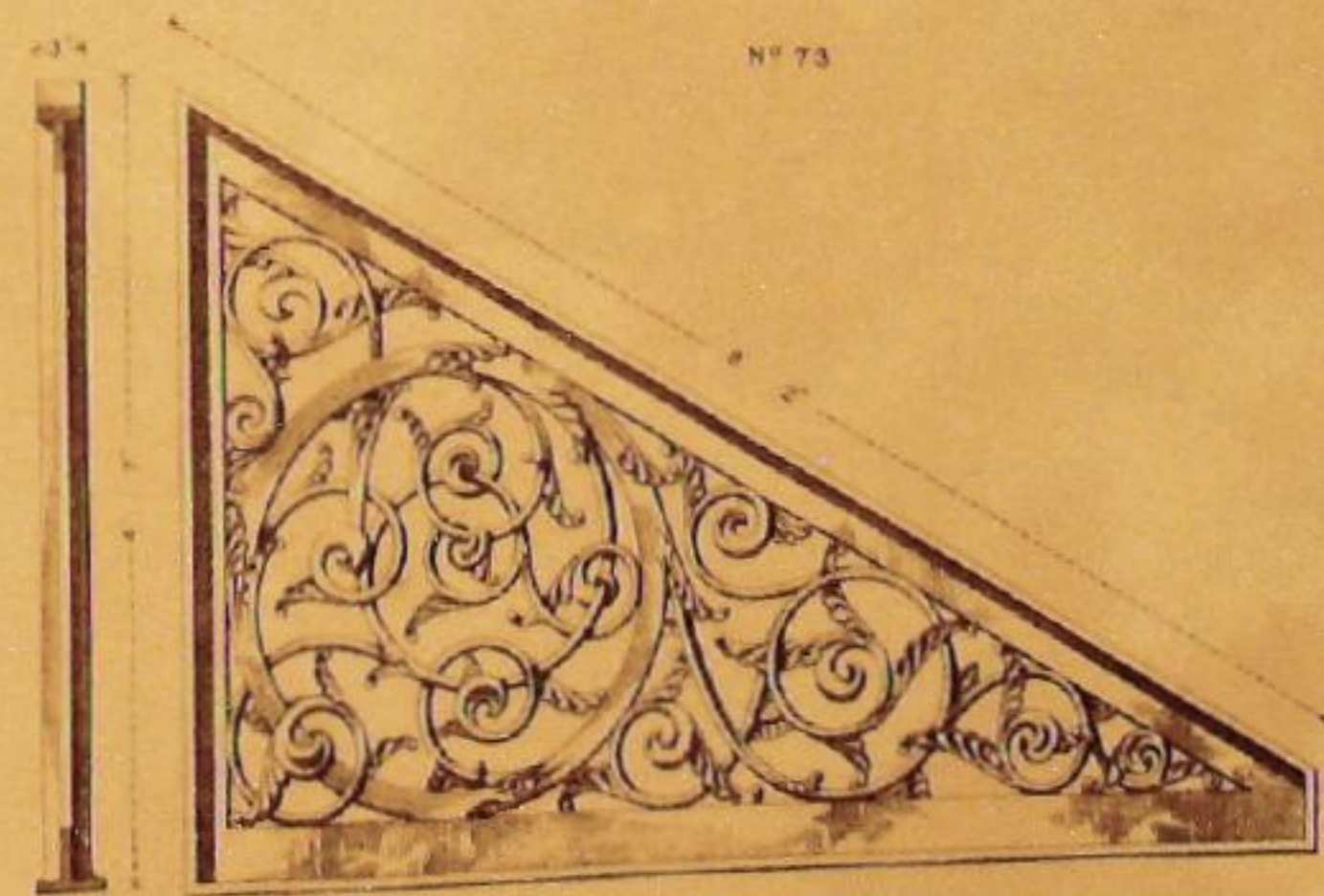

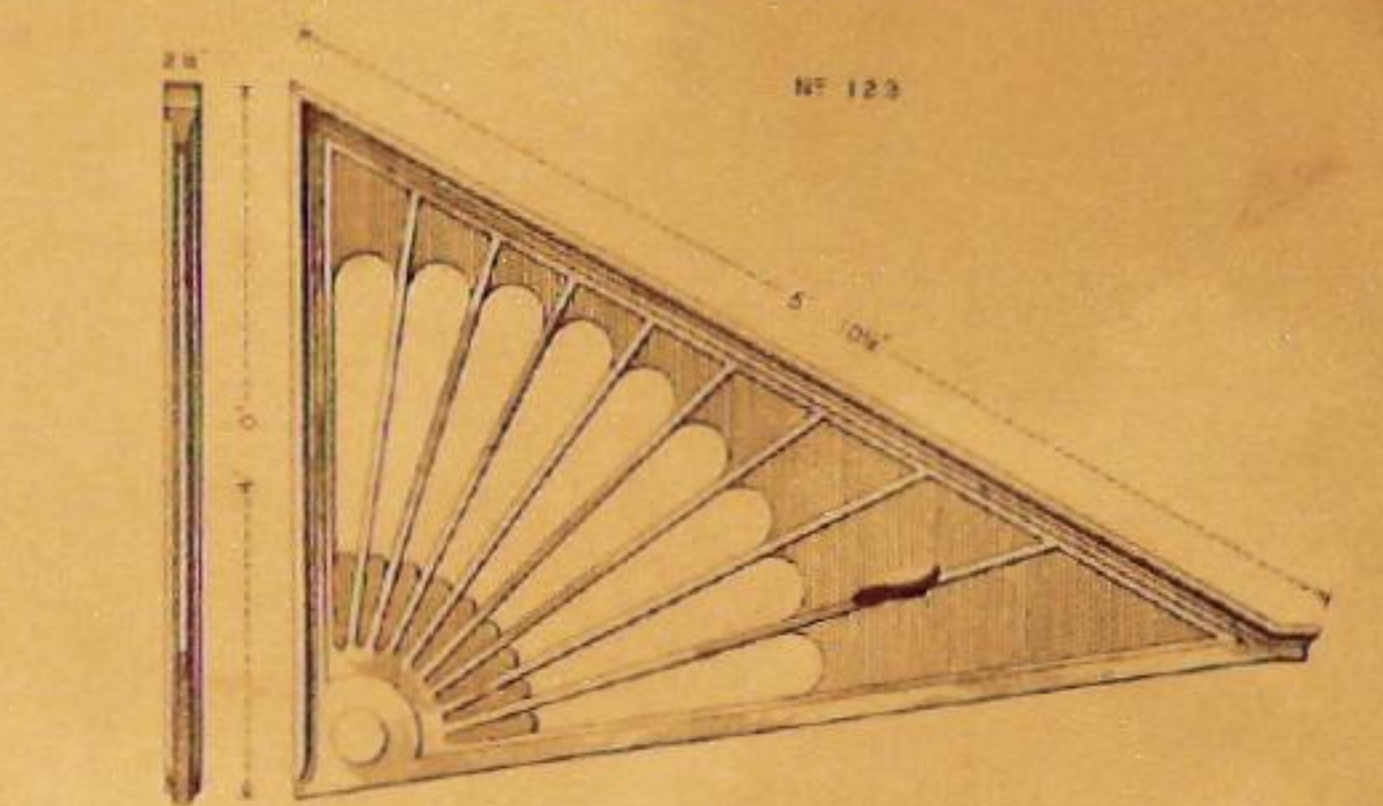
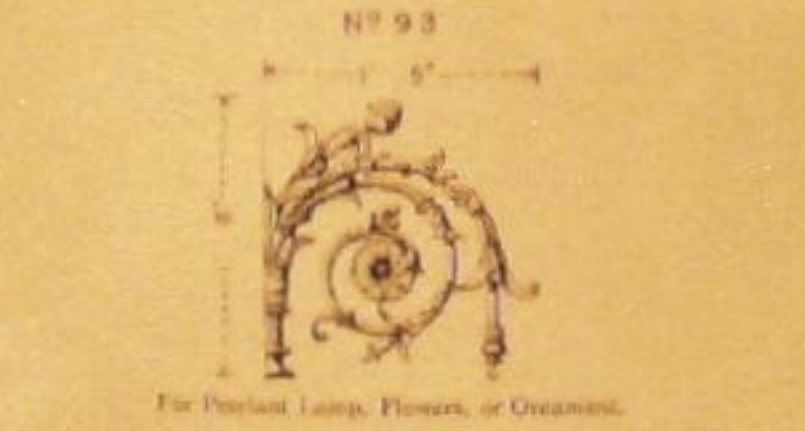
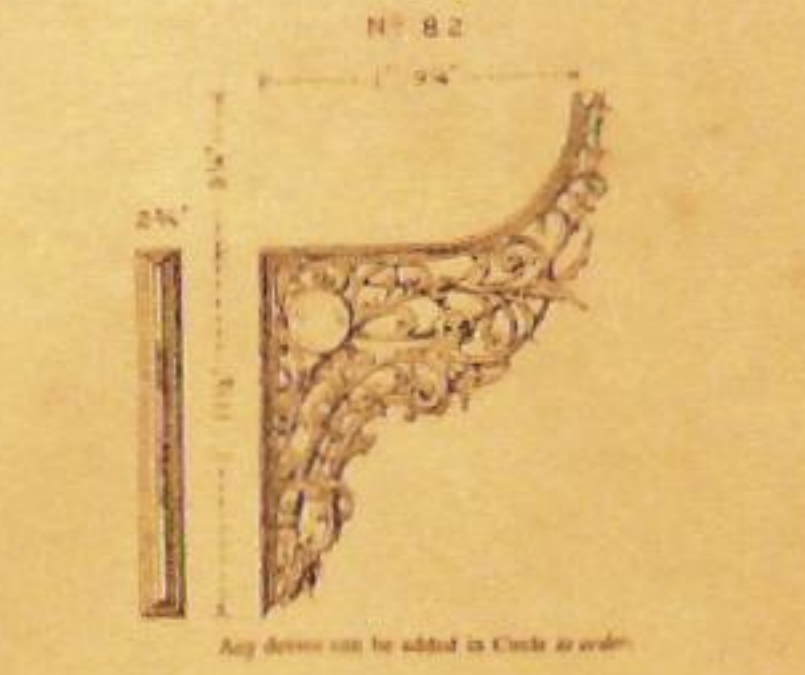
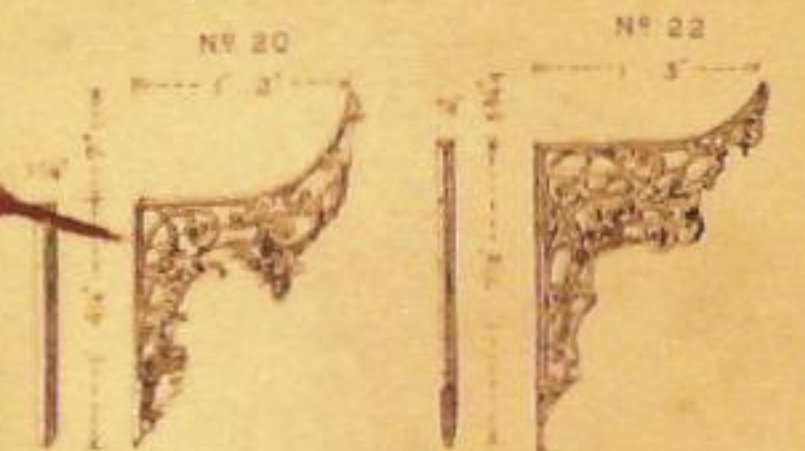
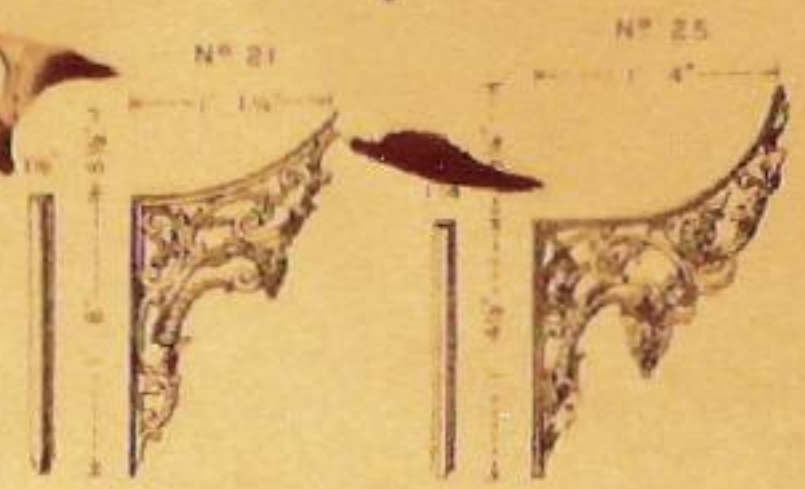
MACFARLANE'S CASTINGS — BRACKETS



SCALE 1" = 1' 0"



MACFARLANE'S CASTINGS — CURVED AND BEVELLED BRACKETS

For Ship Saloons, Conservatories, Greenhouses, Verandahs, Covered Ways, Stations, Glazed Roofs, &c.



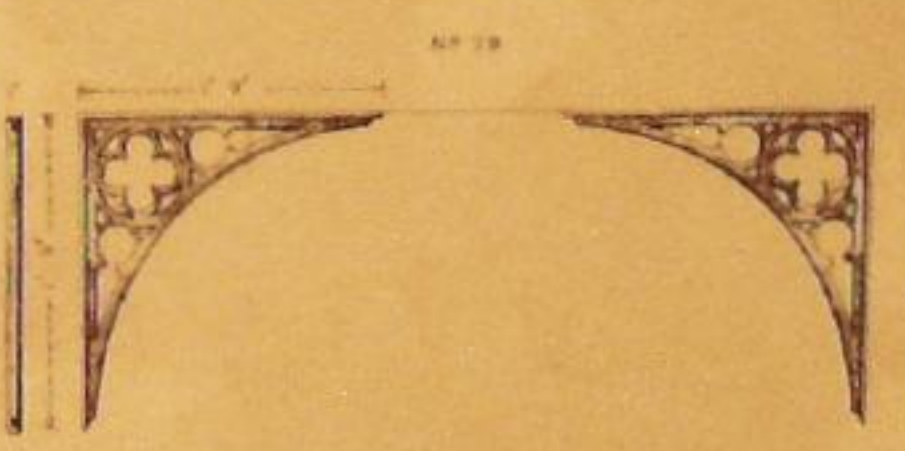
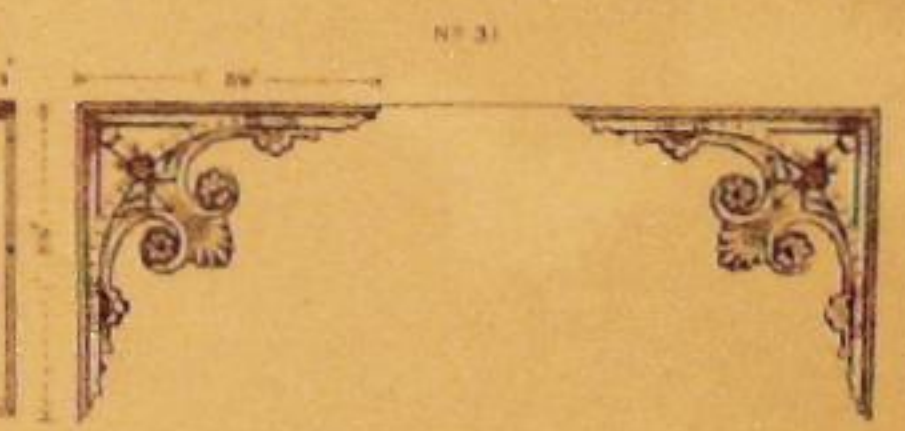

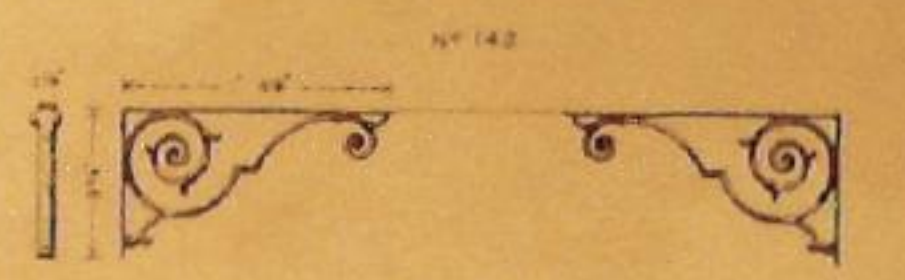

SCALE 1" = 1' 0"

MACFARLANE'S CASTINGS — BEVELLED BRACKETS



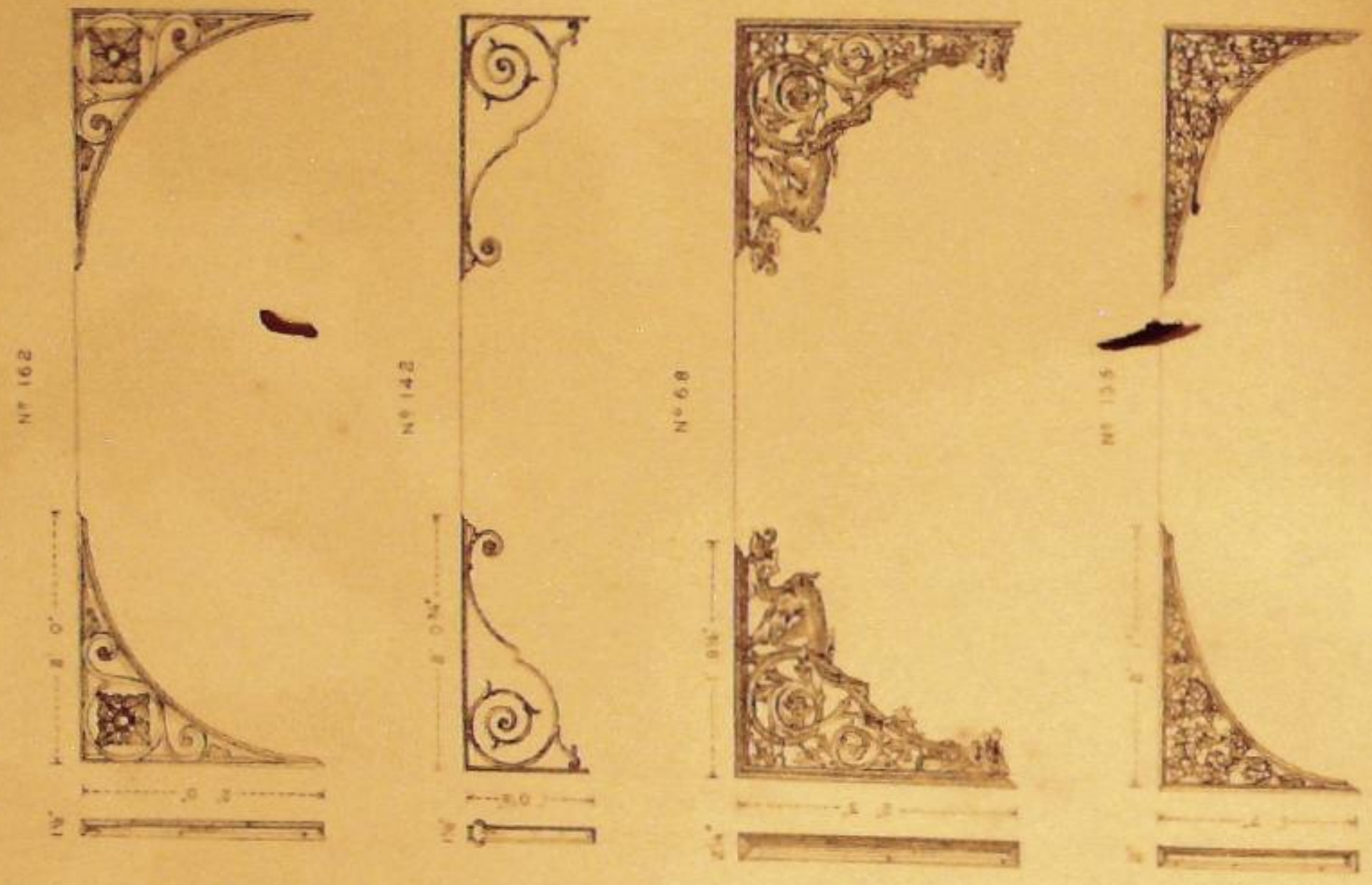

MACFARLANE'S CASTINGS — SPANDRIL BRACKETS

For any width of opening.





SCALE 1 FOOT

MACFARLANE'S CASTINGS—SPANDRIL BRACKETS




SCALE 1/4" = 1" FEET

MACFARLANE'S CASTINGS—SPANDRIL BRACKETS




SCALE 1/4" = 1" FEET

MACFARLANE'S CASTINGS — SPANDRIL BRACKETS



SCALE 1" = 1"

MACFARLANE'S CASTINGS — SPANDRIL BRACKETS




SCALE 1" = 1"

MACFARLANE'S CASTINGS—SPANDRIL BRACKETS


Nº 33



Nº 45



Nº 44



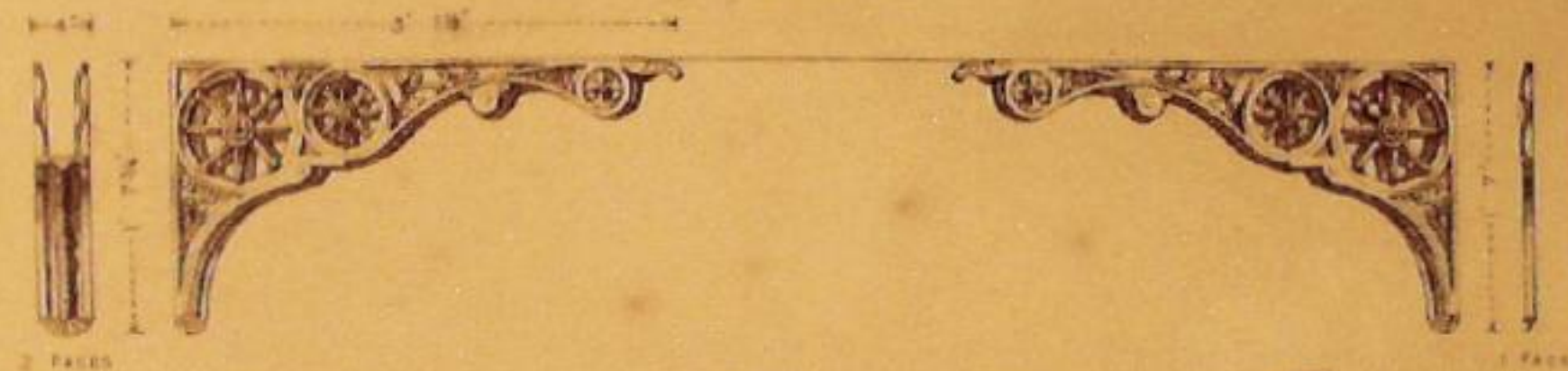
Nº 33



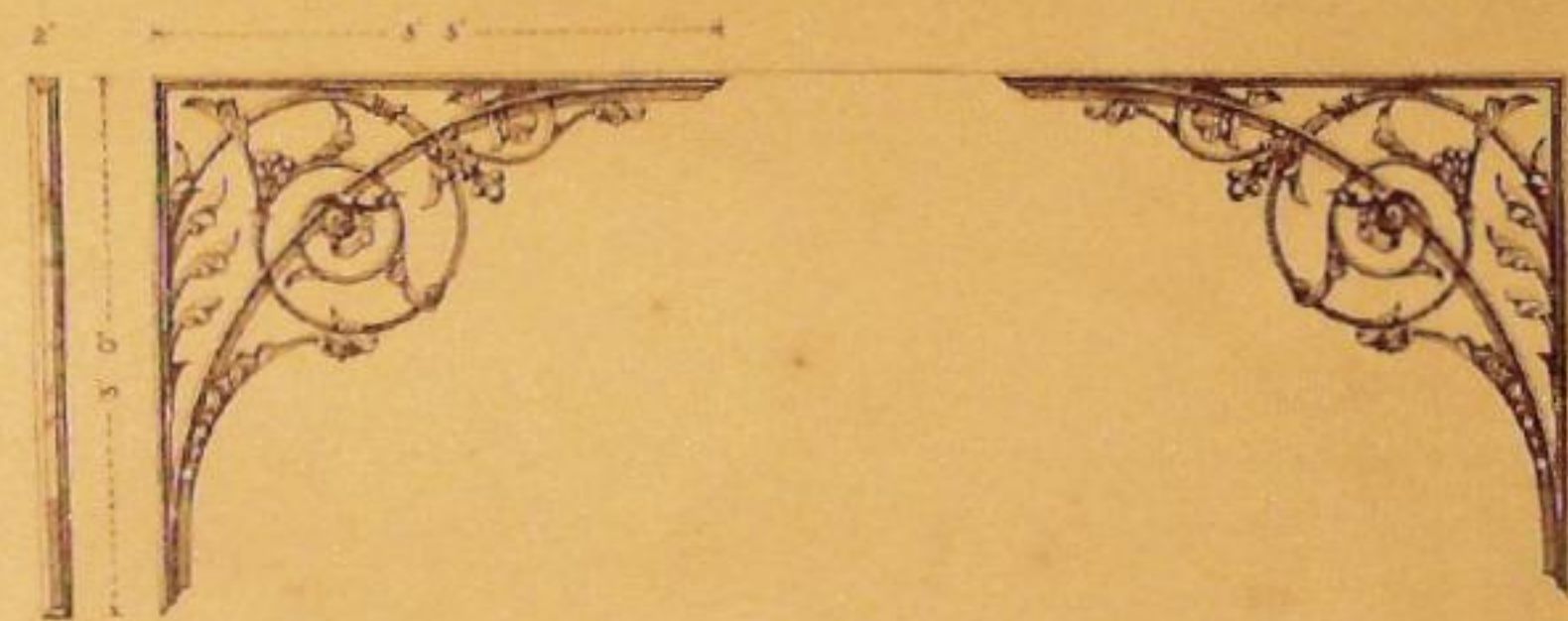
SCALE

MACFARLANE'S CASTINGS—SPANDRIL BRACKETS


Nº 49




Nº 53



Nº 44



Nº 50



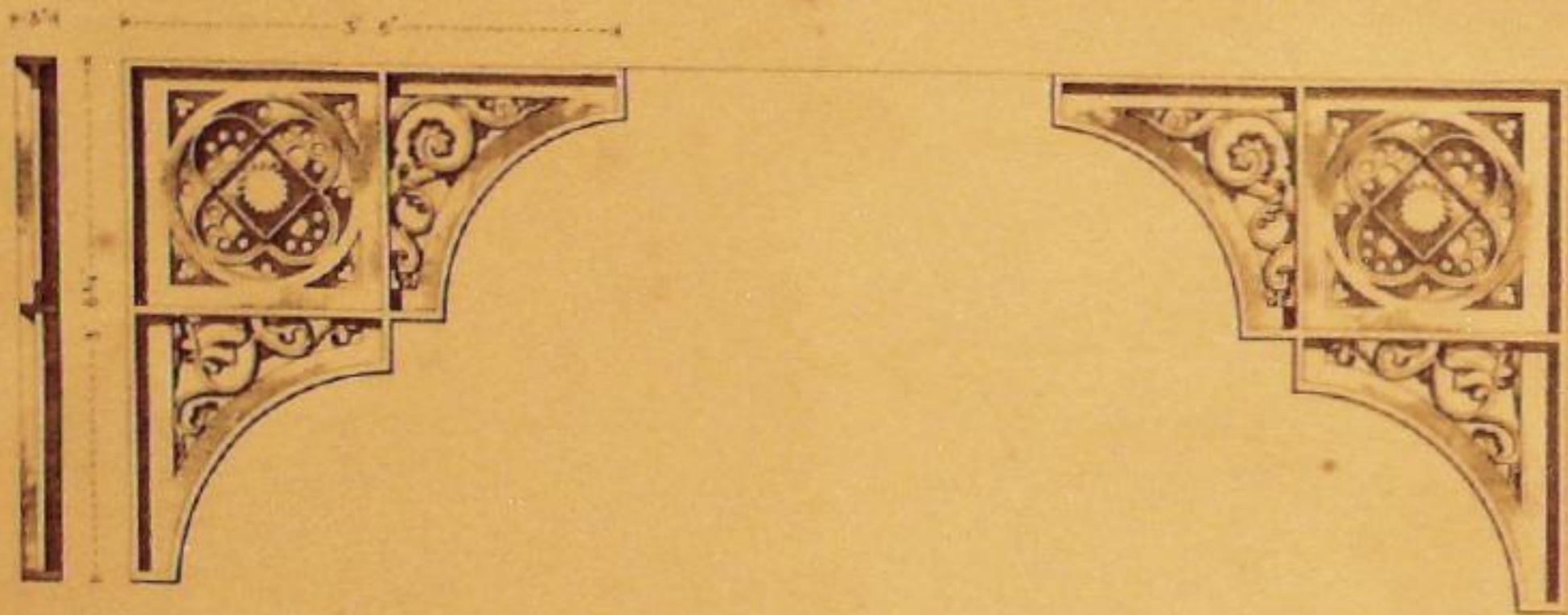
SCALE

MACFARLANE'S CASTINGS — SPANDRIL BRACKETS


Nº 87



Nº 66



Nº 67



SCALE




MACFARLANE'S CASTINGS — SPANDRIL BRACKETS


Nº 153



Nº 160




Nº 33



Nº 52




SCALE



MACFARLANE'S CASTINGS — SPANDRIL BRACKETS

Nº 53



Nº 37



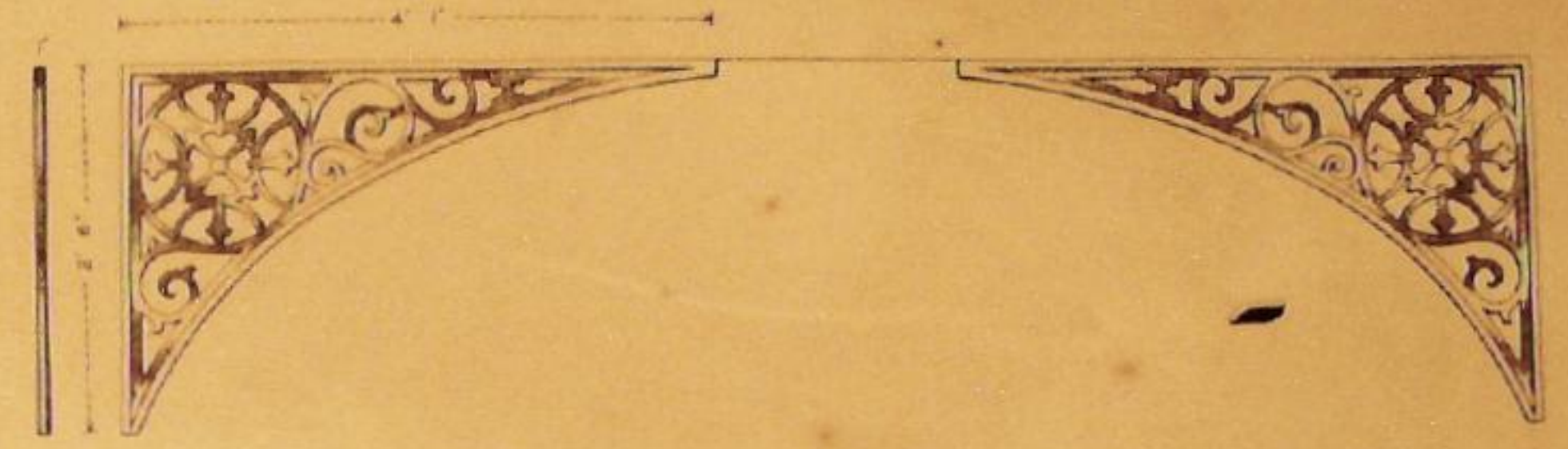
Nº 50



SCALE 1" = 1 FOOT

MACFARLANE'S CASTINGS — SPANDRIL BRACKETS


Nº 113



Nº 51


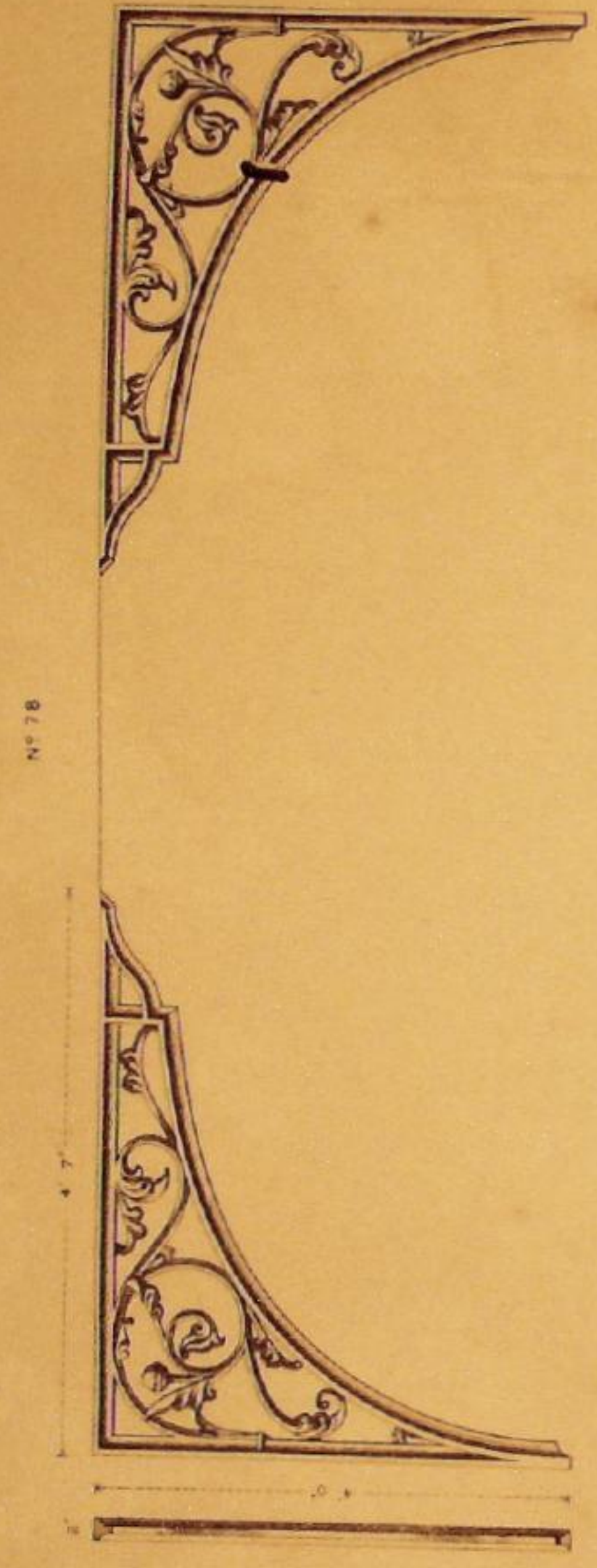


Nº 55



SCALE 1" = 1 FOOT

MACFARLANES CASTINGS—SPANDRIL BRACKETS



SCALE 1/4" = 1'

MACFARLANES CASTINGS—SPANDRIL BRACKETS




SCALE 1/4" = 1'

Nº 161



SCALE
1" = 1"

Nº 149




SCALE
1" = 1"

Nº 143


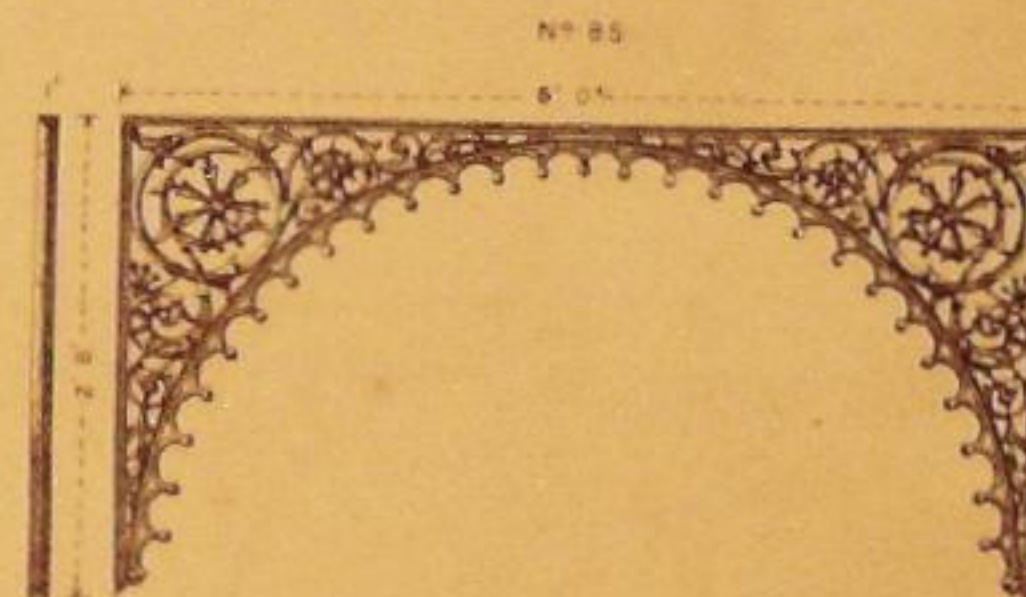

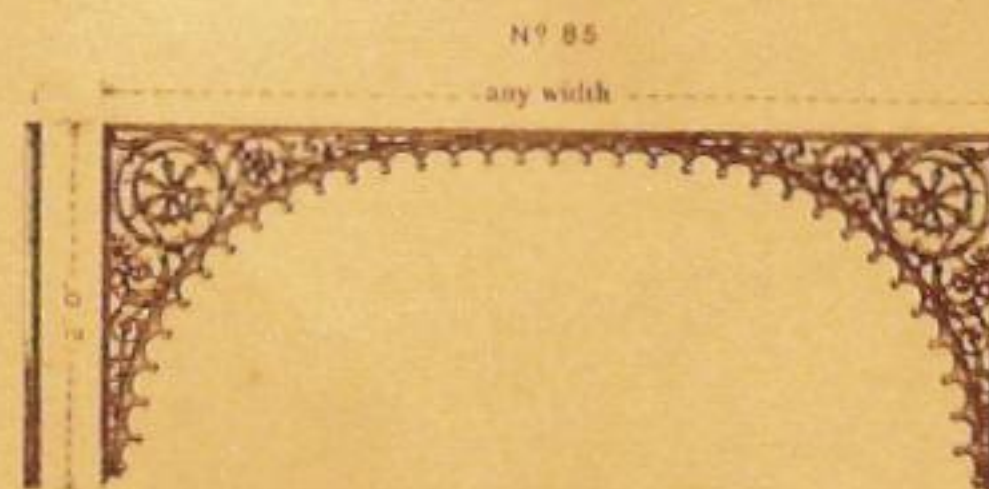
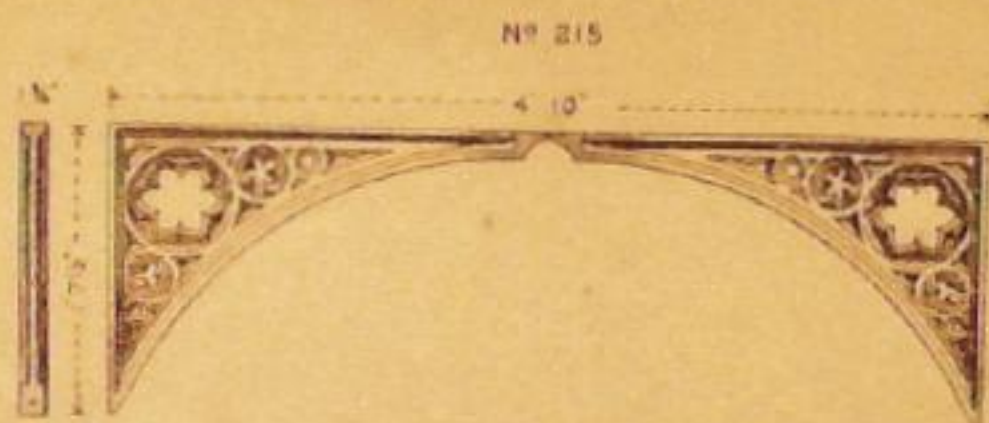
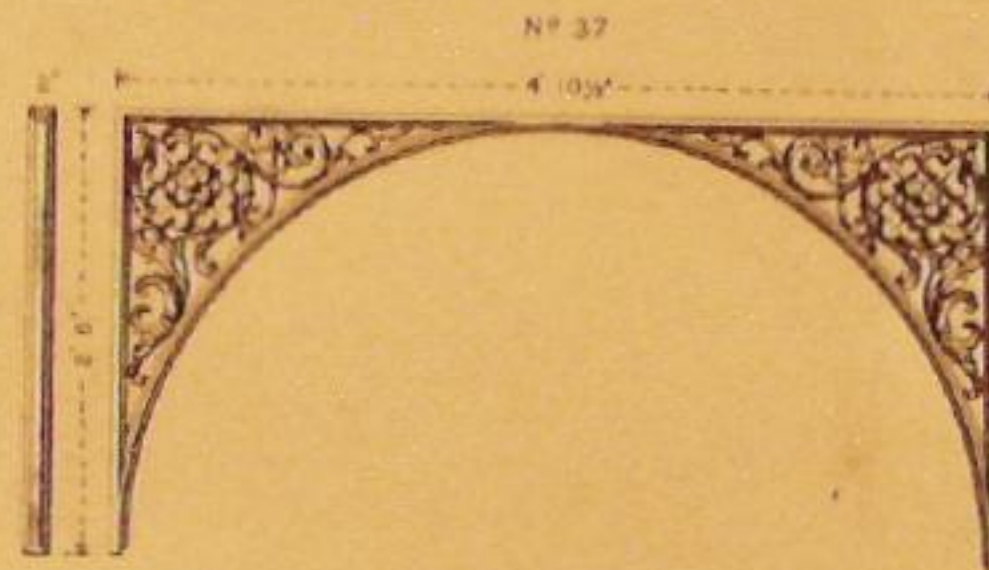

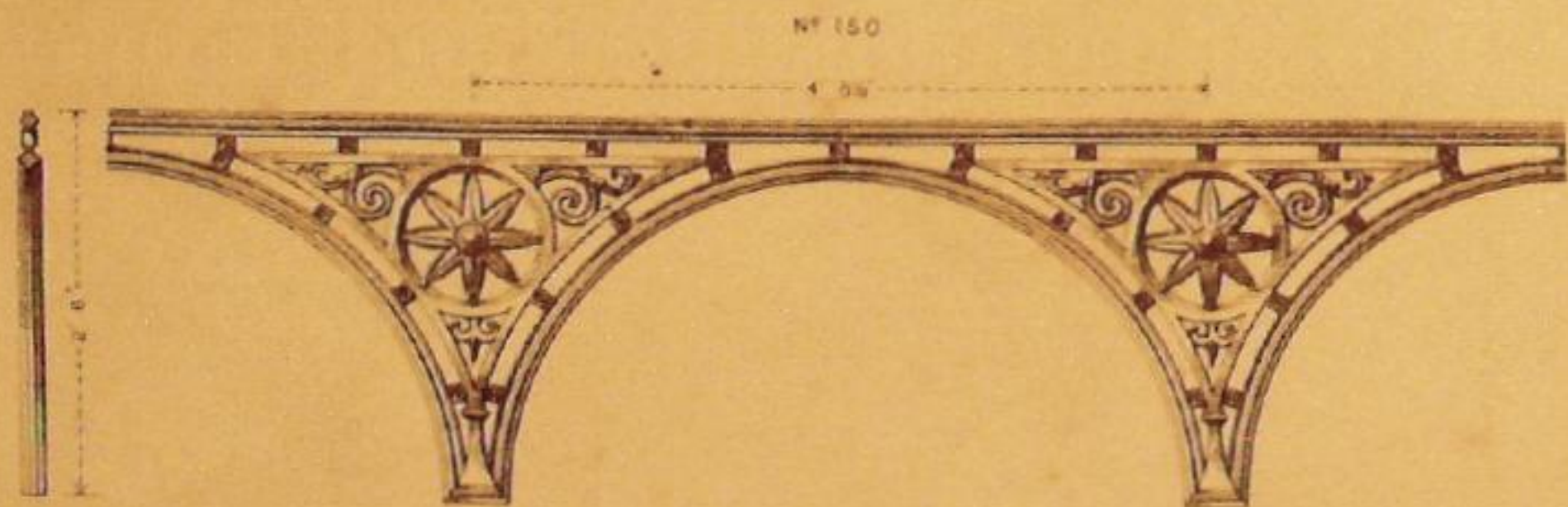

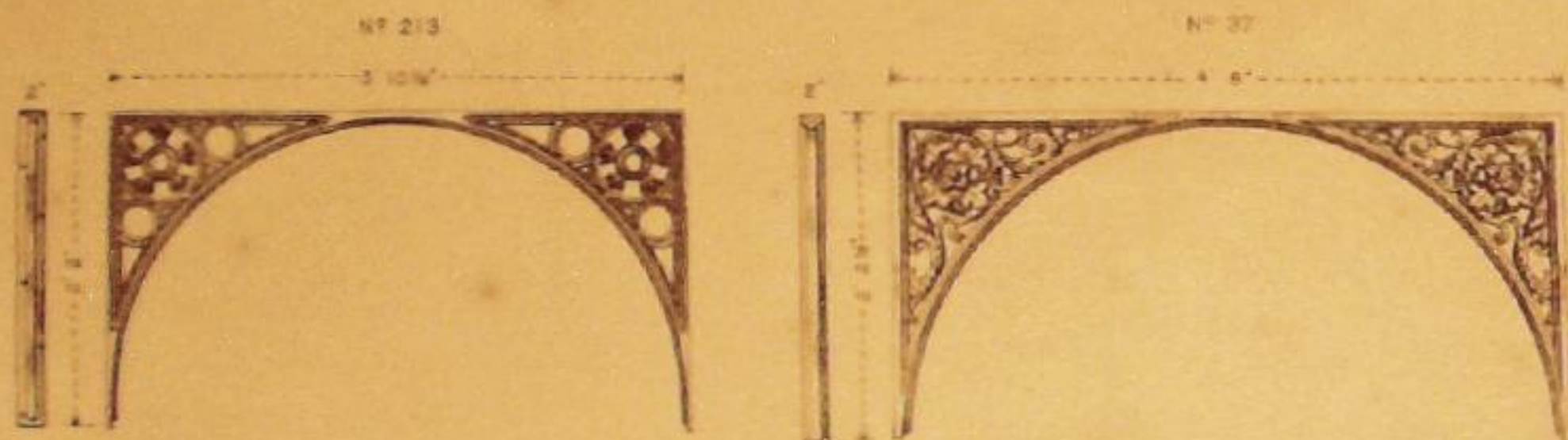


SCALE 1/2" = 1'-0"


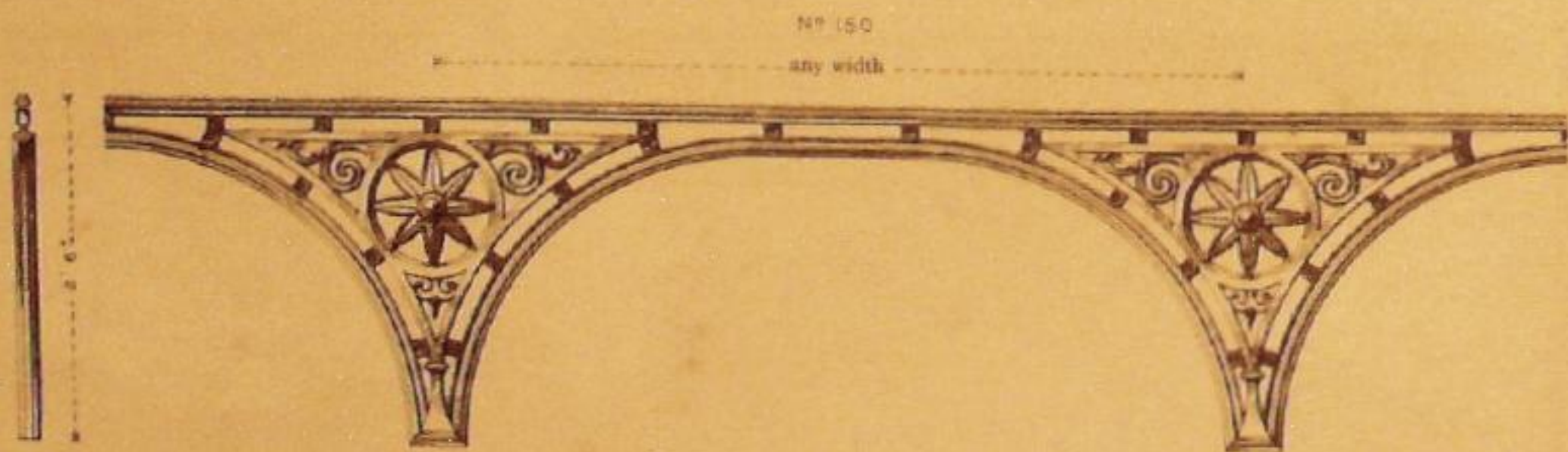
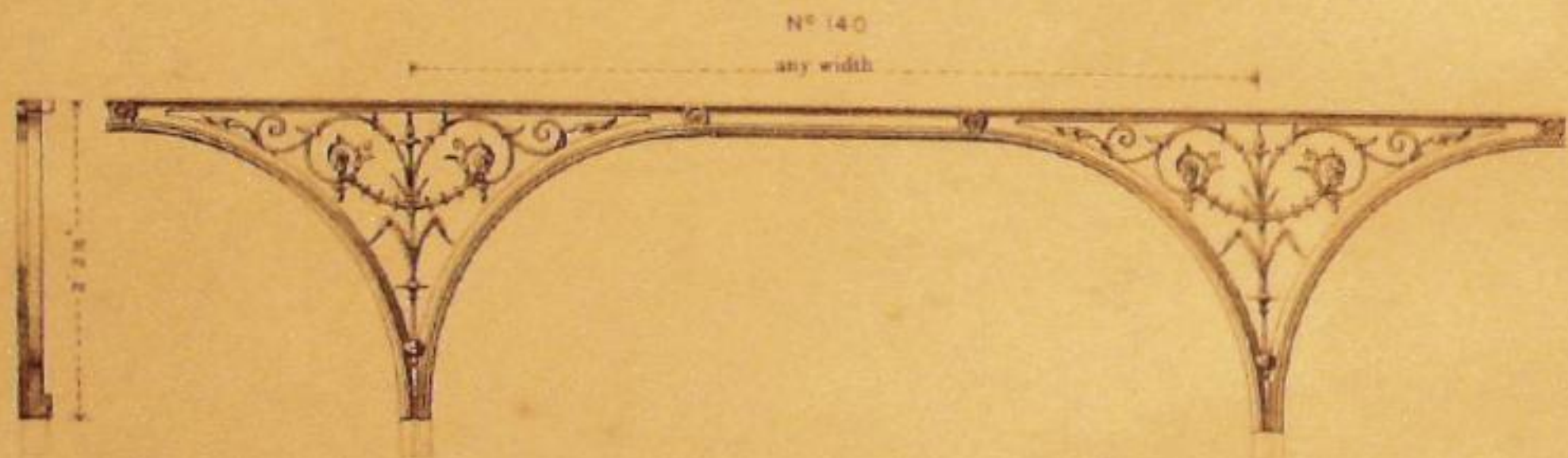

MACFARLANE'S CASTINGS — SPANDRIL ARCHES



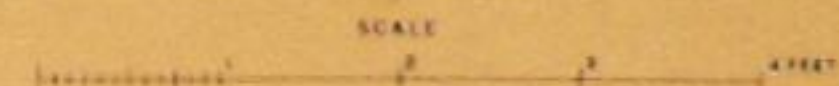



SCALE 1/2" = 1'-0"



MACFARLANE'S CASTINGS — SPANDRIL ARCHES



MACFARLANE'S CASTINGS — SPANDRIL ARCHES




MACFARLANE'S CASTINGS — SPANDRIL ARCHES

№ 154



№ 33



№ 87



№ 54




MACFARLANE'S CASTINGS — SPANDRIL ARCHES


№ 158



№ 33



№ 51



MACFARLANE'S CASTINGS — SPANDRIL ARCHES

Nº 59



Nº 66



Nº 67



SCALE



MACFARLANE'S CASTINGS — SPANDRIL ARCHES

Nº 158



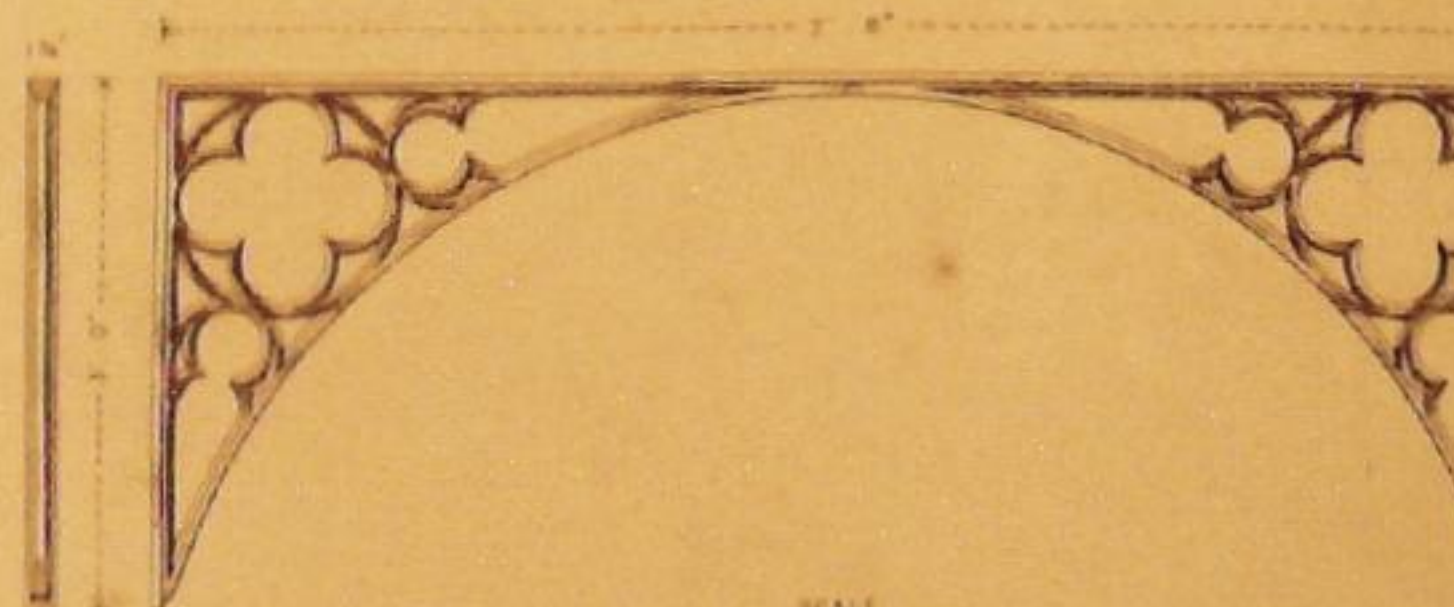
Nº 53



Nº 51



Nº 44



SCALE



MACFARLANE'S CASTINGS — SPANDRIL ARCHES

Nº 158

any width




Nº 80

any width




Nº 55

any width



SCALE



MACFARLANE'S CASTINGS — SPANDRIL ARCHES

Nº 55

any width




Nº 52



Nº 87



SCALE



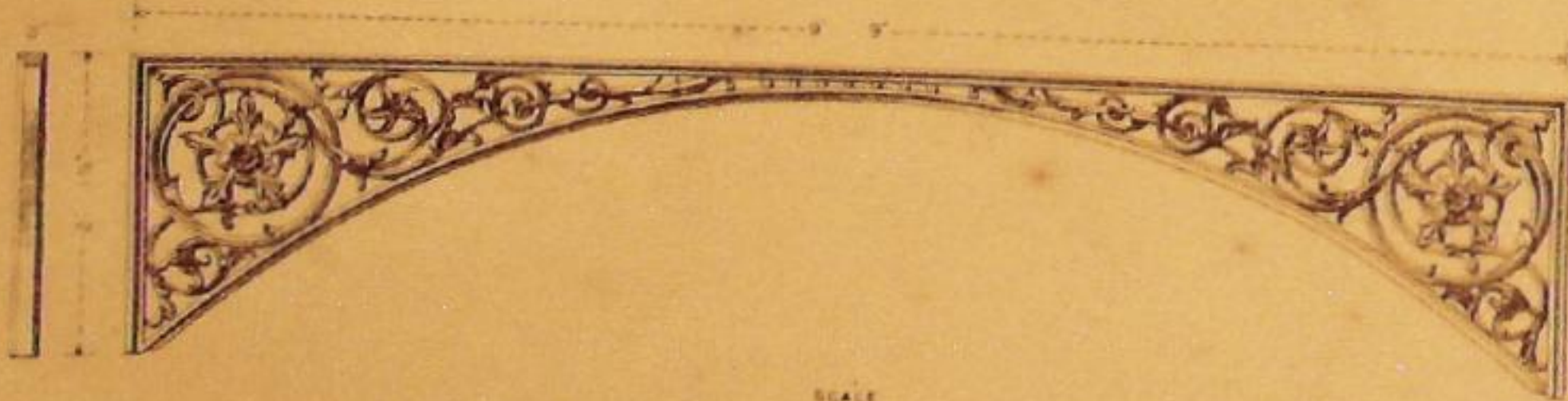
Nº 130



Nº 58




Nº 229



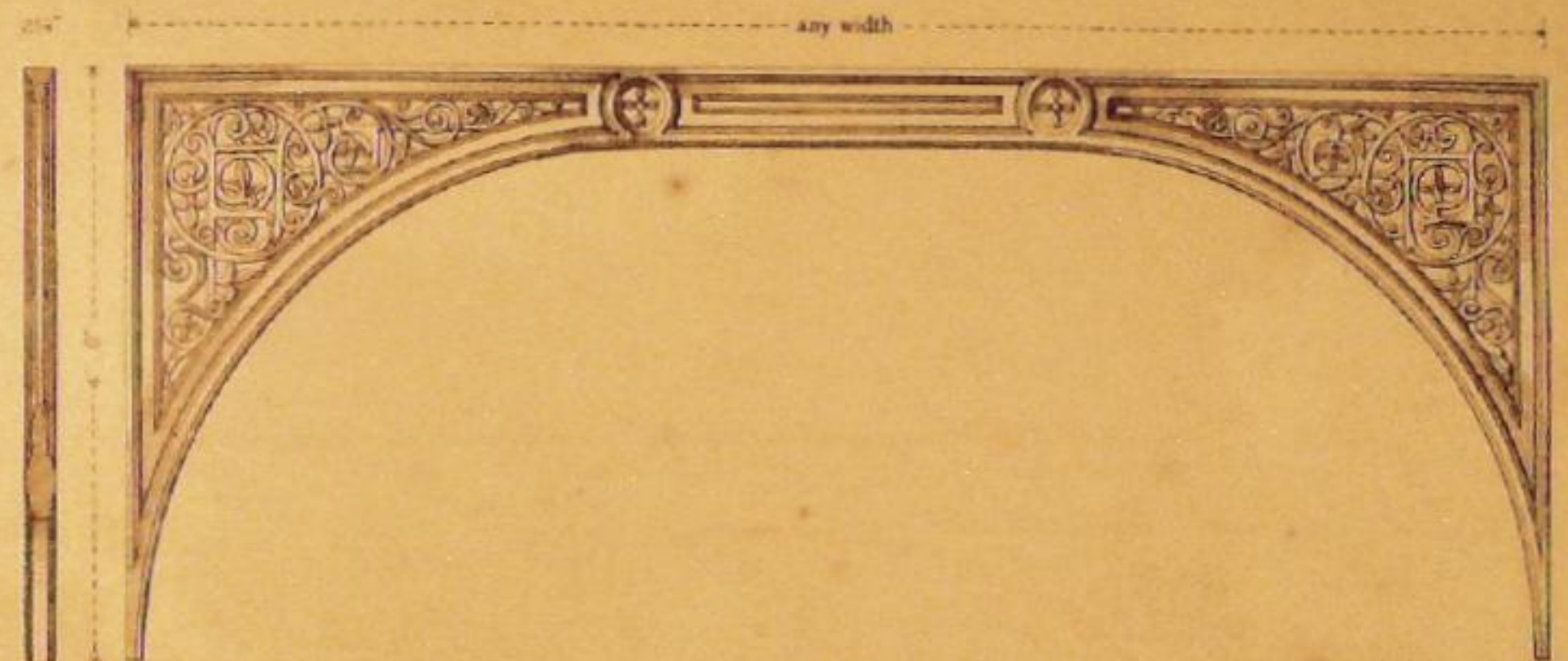
SCALE




Nº 93




Nº 59



Nº 51




SCALE




MACFARLANE'S CASTINGS — SPANDRIL ARCHES

Nº 51

any width



Nº 143



SCALE




MACFARLANE'S CASTINGS — SPANDRIL ARCHES


Nº 161

10'




SCALE 4 FEET








MACFARLANE'S CASTINGS — COLUMN BRACKETS

This application of Brackets is particularly valuable, both for its structural and artistic effect, giving a convenient fixing and breadth of bearing to the superincumbent beam, girder, lintel, or architrave, and softening with ornamental tracery, the otherwise severe angular junctions, and view line. They can be applied 1, 2, 3, or 4 ways, and different patterns may be combined to suit special circumstances. See Examples page 564.






MACFARLANE'S CASTINGS — COLUMN BRACKETS




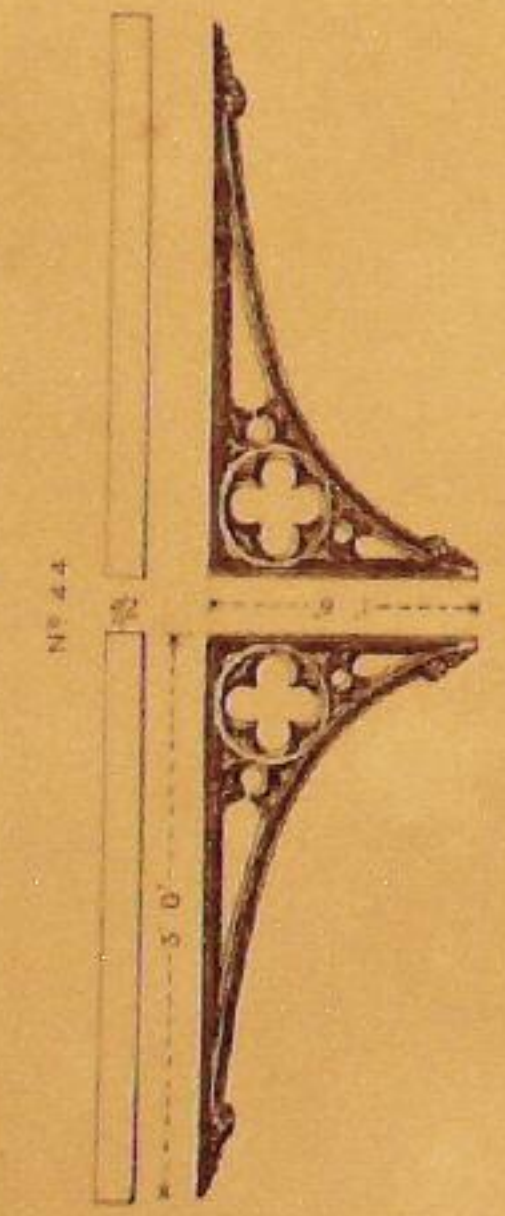
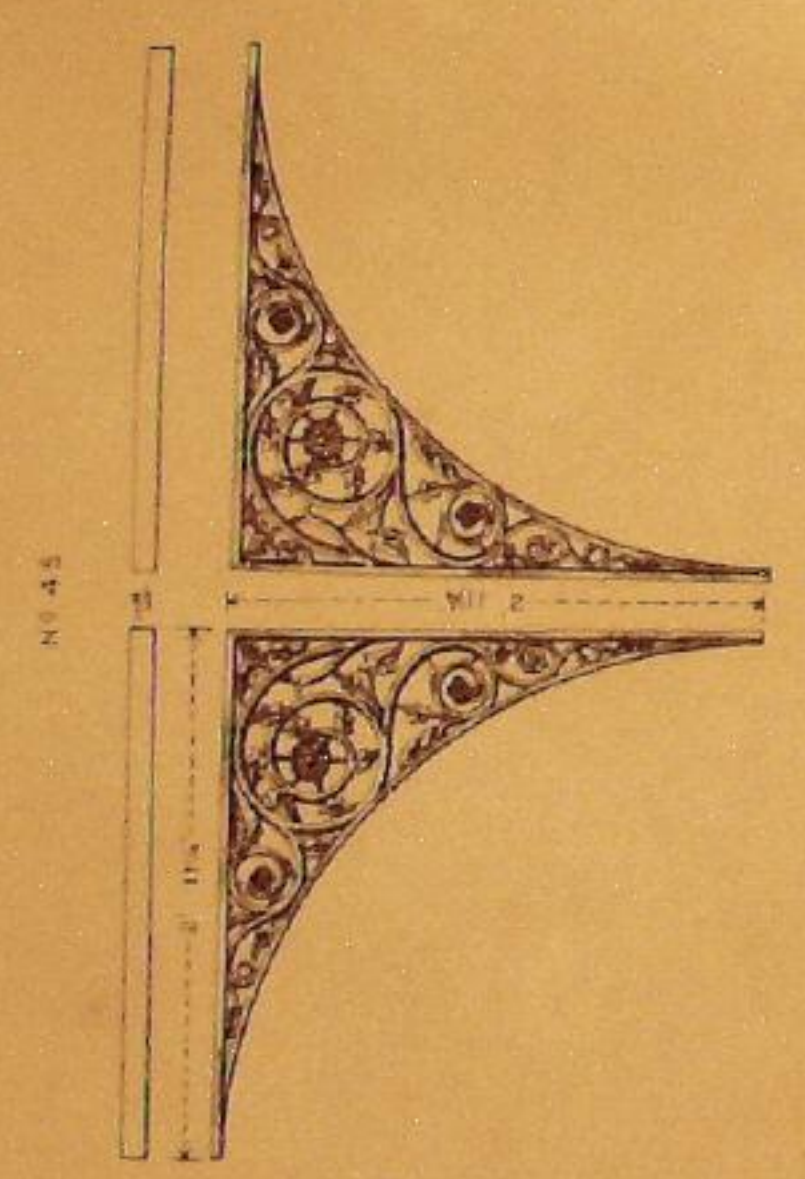
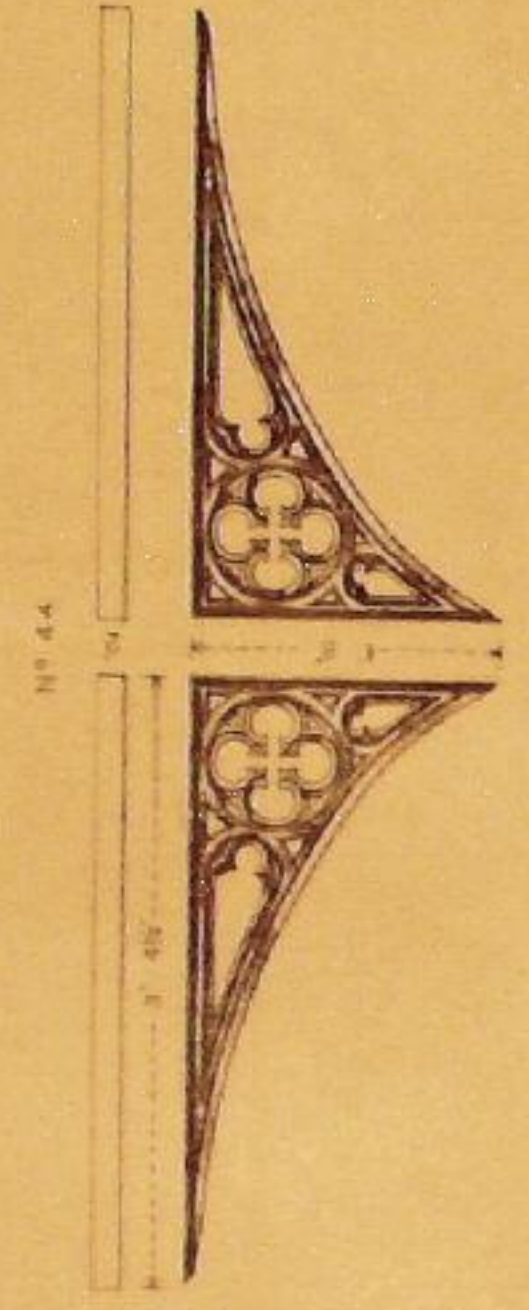
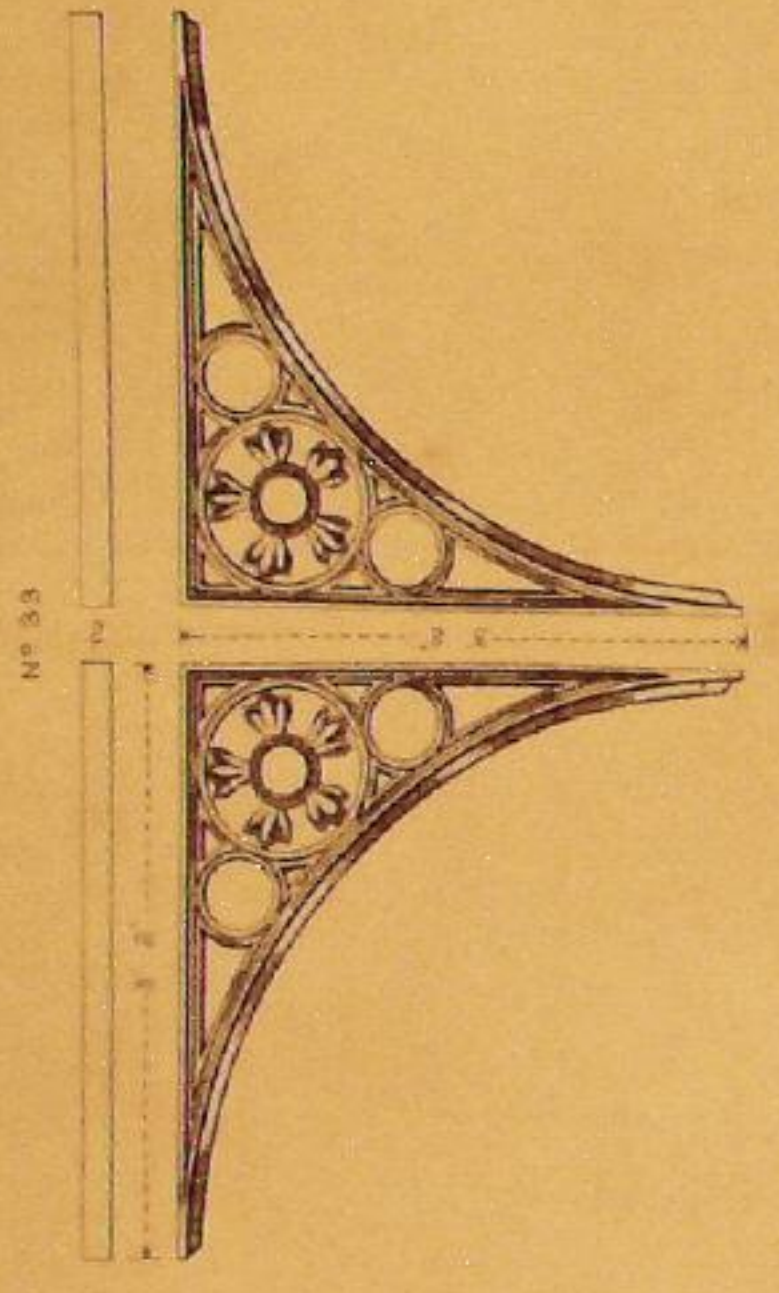
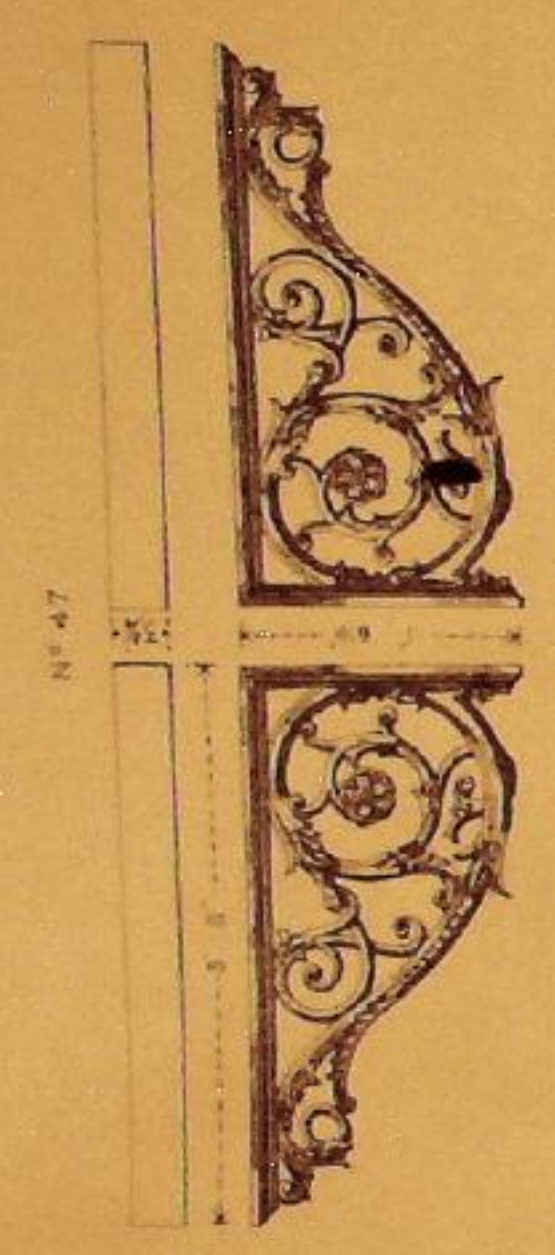
SCALE 1/4" = 1"

MACFARLANE'S CASTINGS — COLUMN BRACKETS



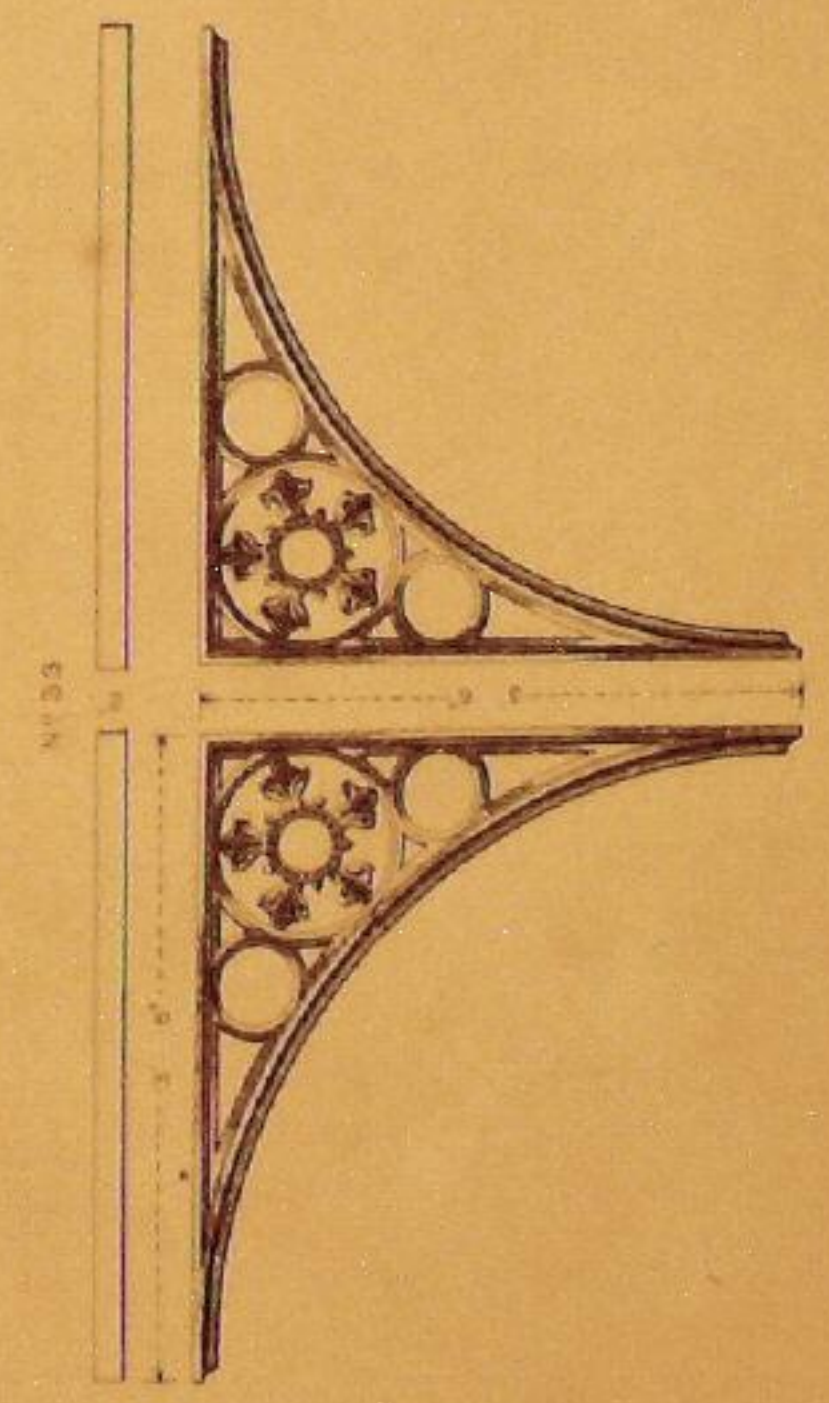
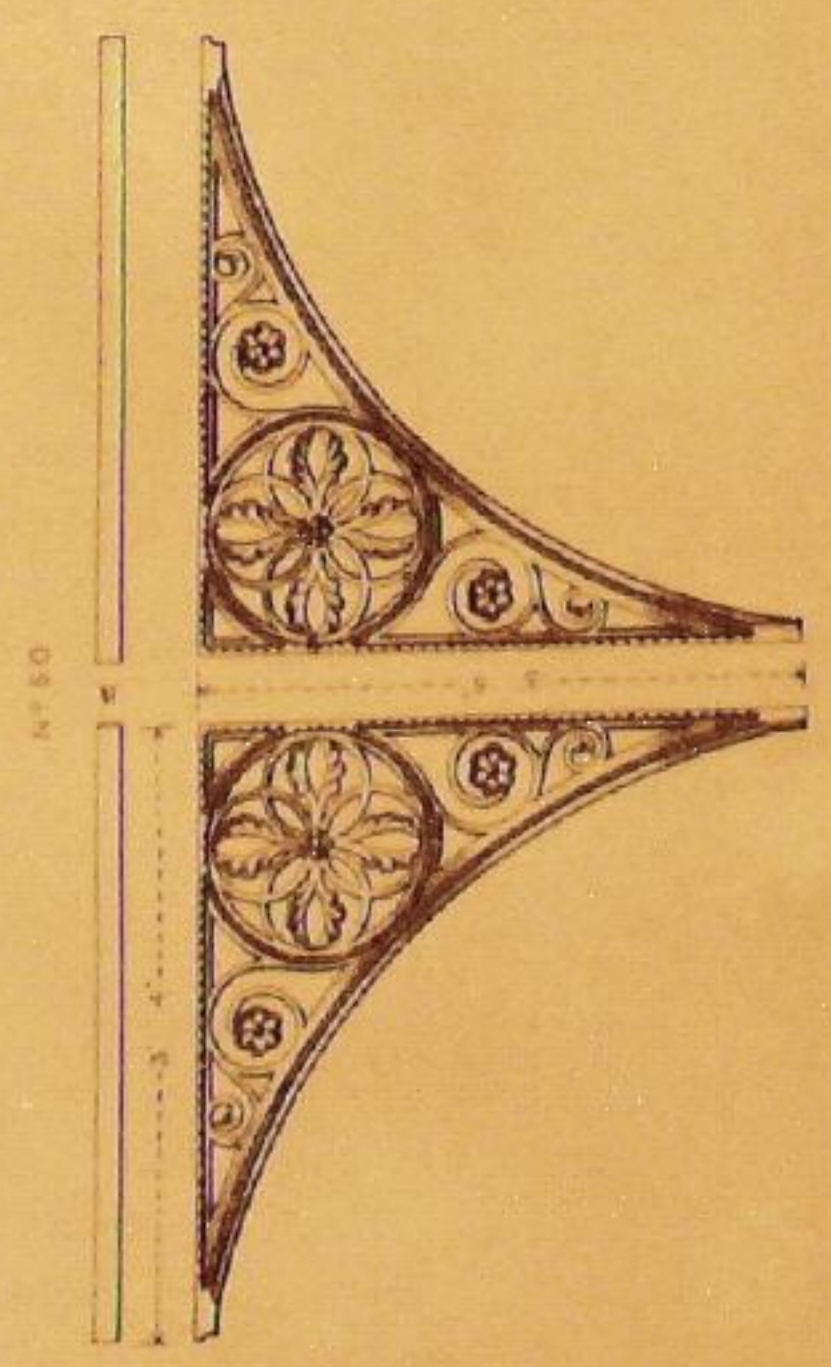
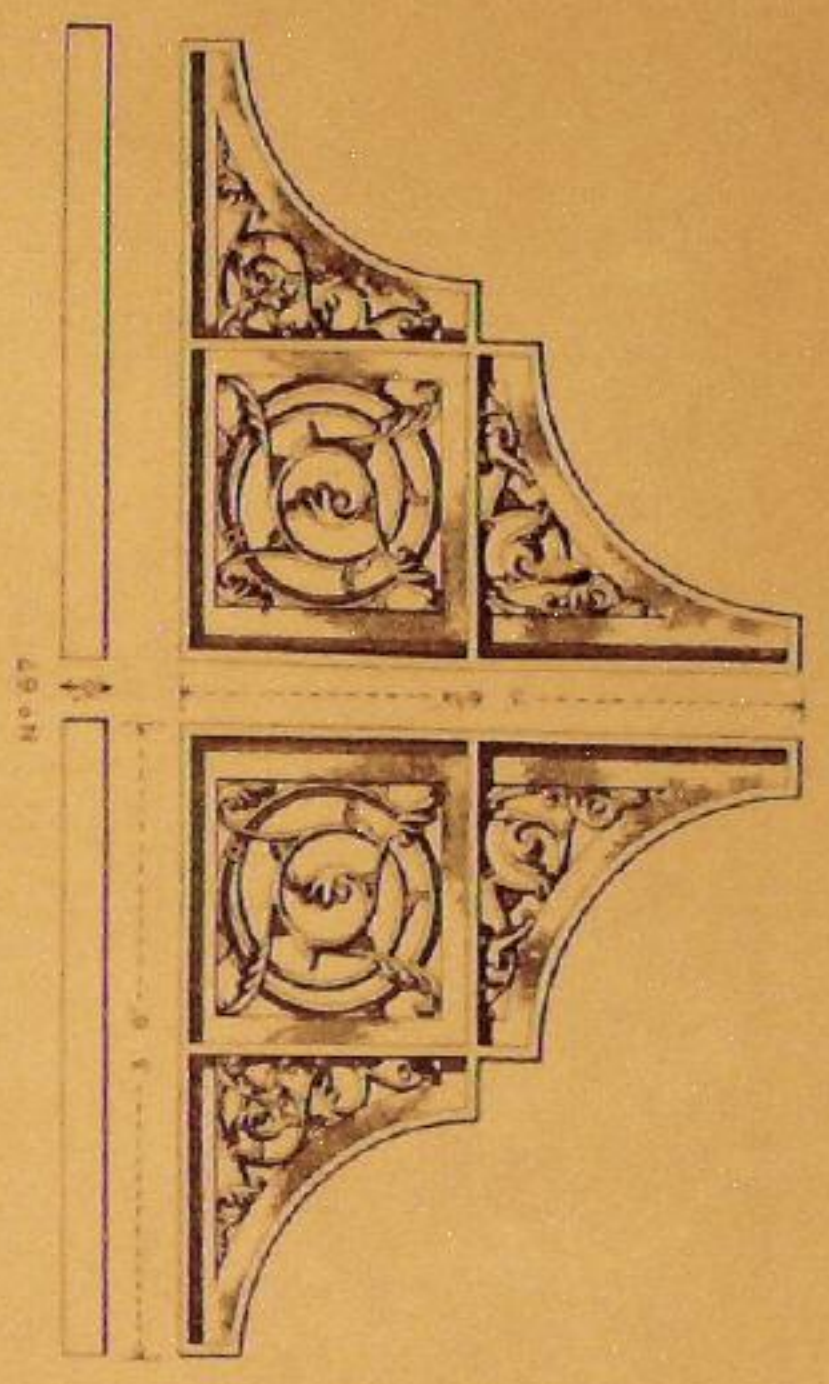
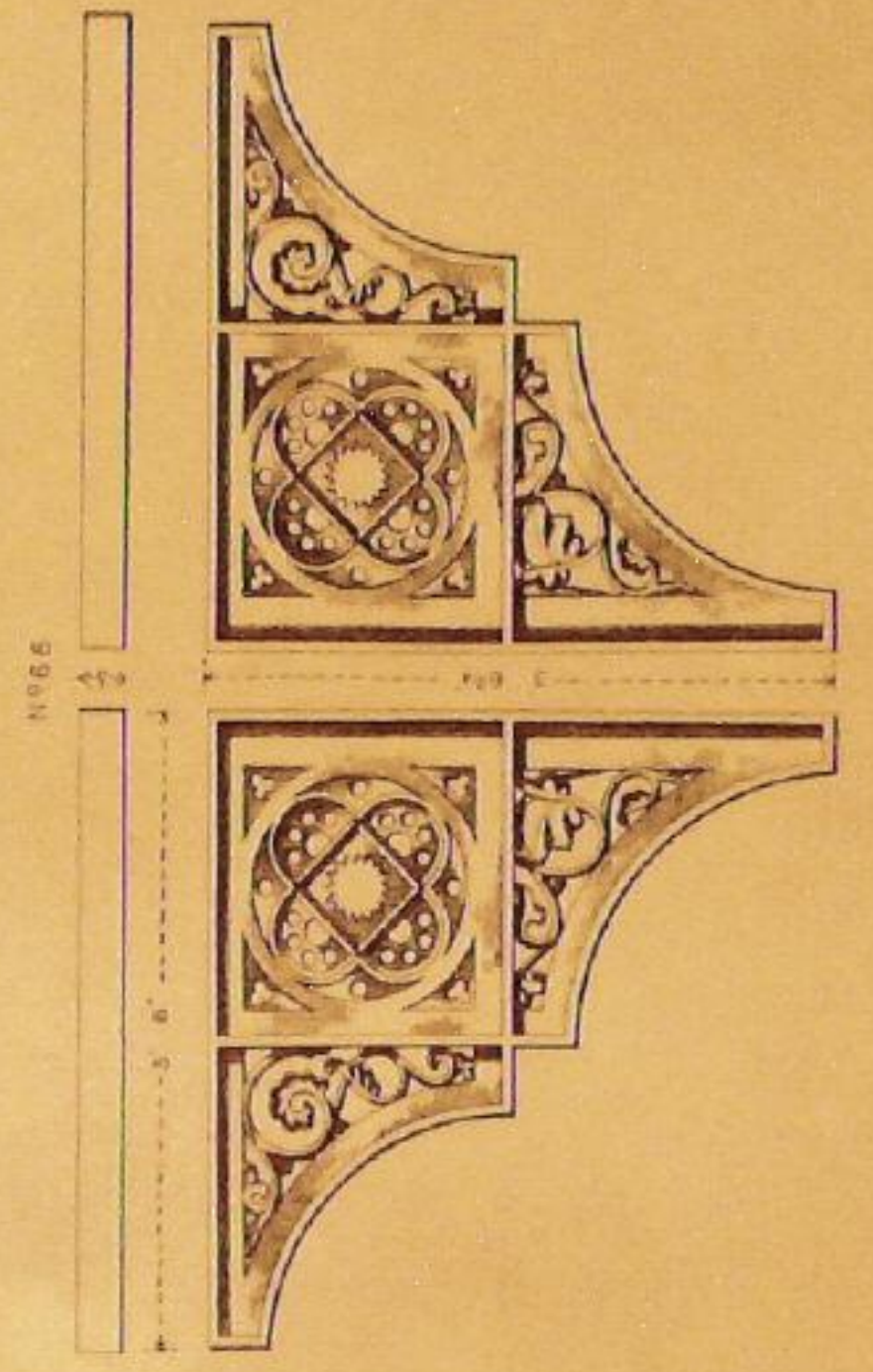
SCALE 1/4" = 1"

MACFARLANE'S CASTINGS — COLUMN BRACKETS







SCALE
1" = 4"


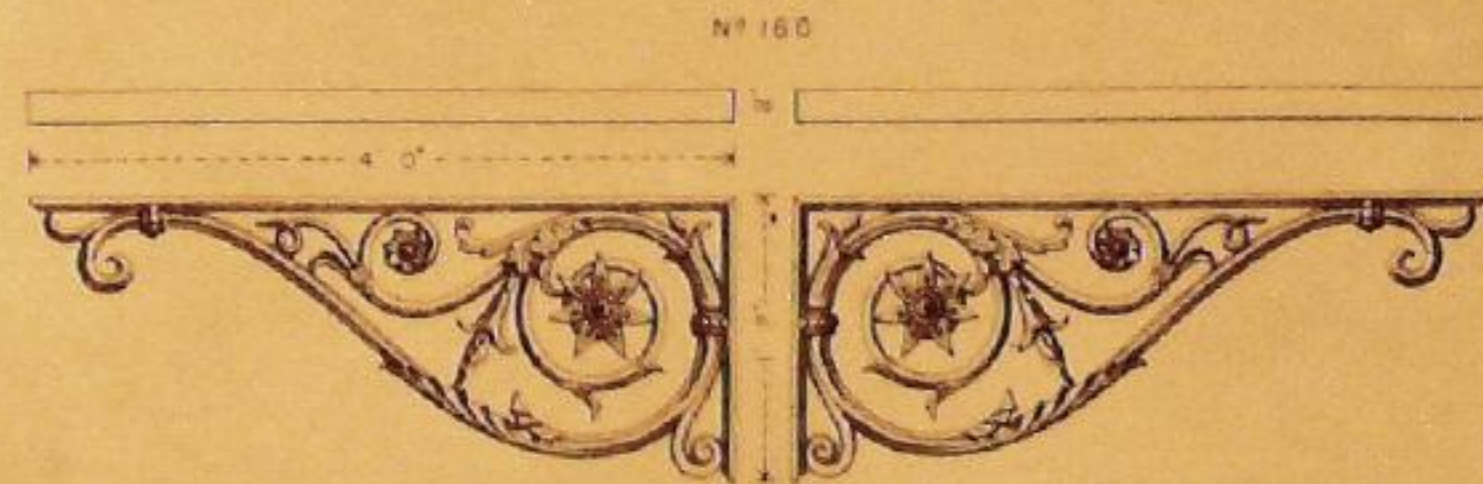


MACFARLANE'S CASTINGS — COLUMN BRACKETS



SCALE
1" = 4"



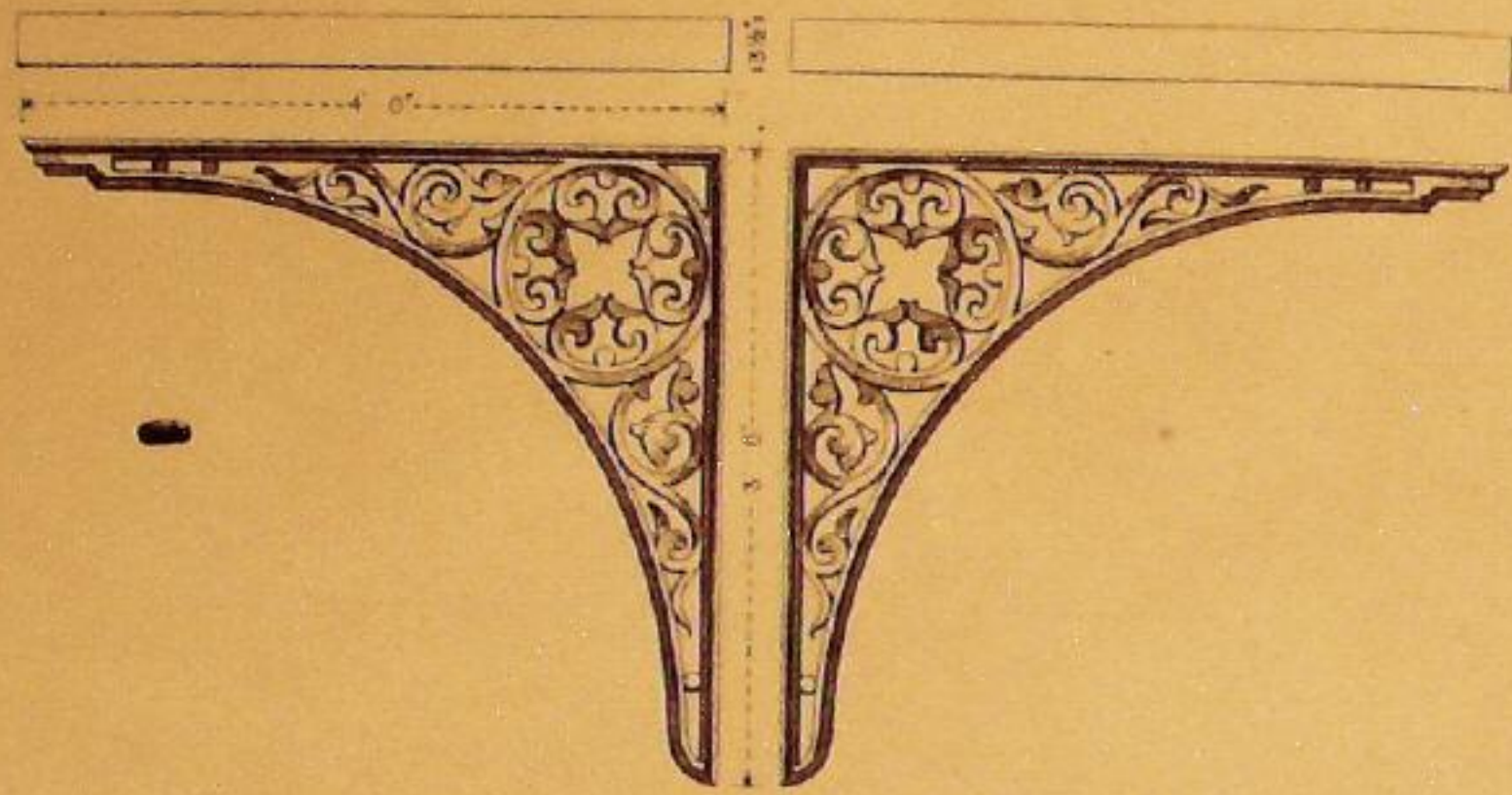
SCALE 1/4" = 1"




SCALE 1/4" = 1"

MACFARLANE'S CASTINGS — COLUMN BRACKETS


Nº 80




Nº 113



Nº 51




SCALE




MACFARLANE'S CASTINGS — COLUMN BRACKETS

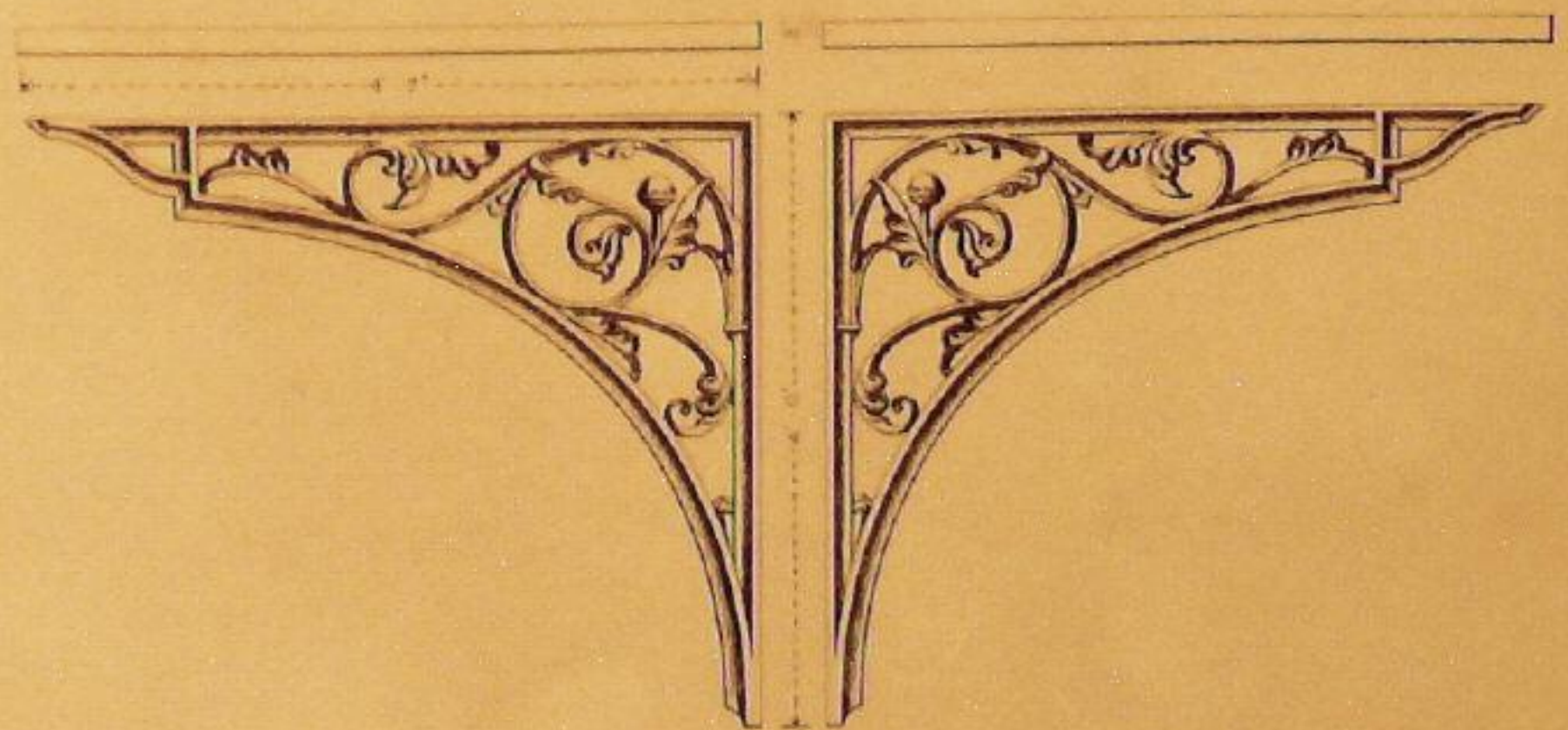
Nº 44



Nº 55



Nº 78




SCALE



Nº 220




Nº 221




SCALE




Nº 55




Nº 229



Nº 87




SCALE




MACFARLANE'S CASTINGS — COLUMN BRACKETS


Nº 130




Nº 126



Nº 56





SCALE



MACFARLANE'S CASTINGS — COLUMN BRACKETS


Nº 161



MACFARLANE'S CASTINGS — COLUMN BRACKETS

Nº 149


R



SCALE 1/2" = 1"


MACFARLANE'S CASTINGS — COLUMN BRACKETS

Nº 143




SCALE 1/2" = 1"

NO 222



NO 223




SCALE

MACFARLANE'S CASTINGS — BRACKET AND SPANDRIL SHAFTS

These shafts can be made for any kind or size of Bracket, Spandril, or Column, and prepared for fitting on 1, 2, 3 or 4 sides. The following illustrate their combination with Brackets, Beams and Girders.

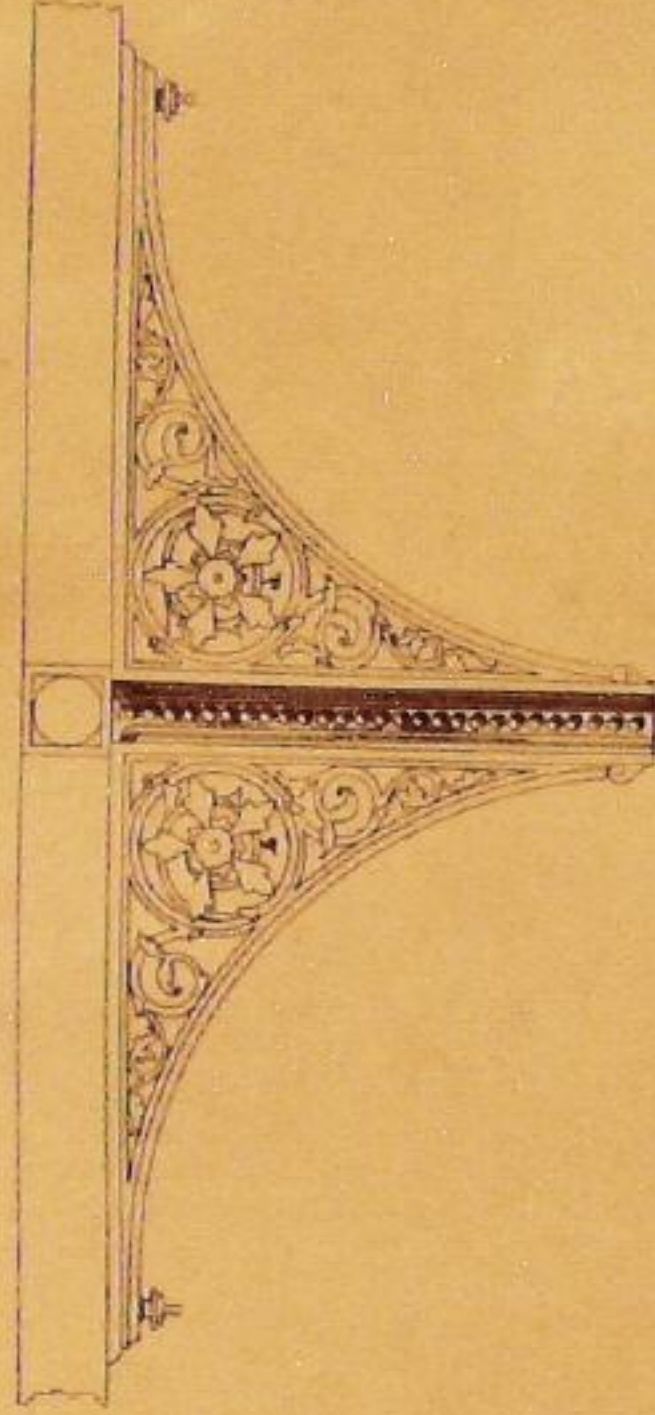
No. 2 Bracket Shaft

With No. 65 Brackets and No. 7 Cast-iron Girder.




No. 1 Bracket Shaft

With No. 67 Brackets and Wood or Iron Beam.



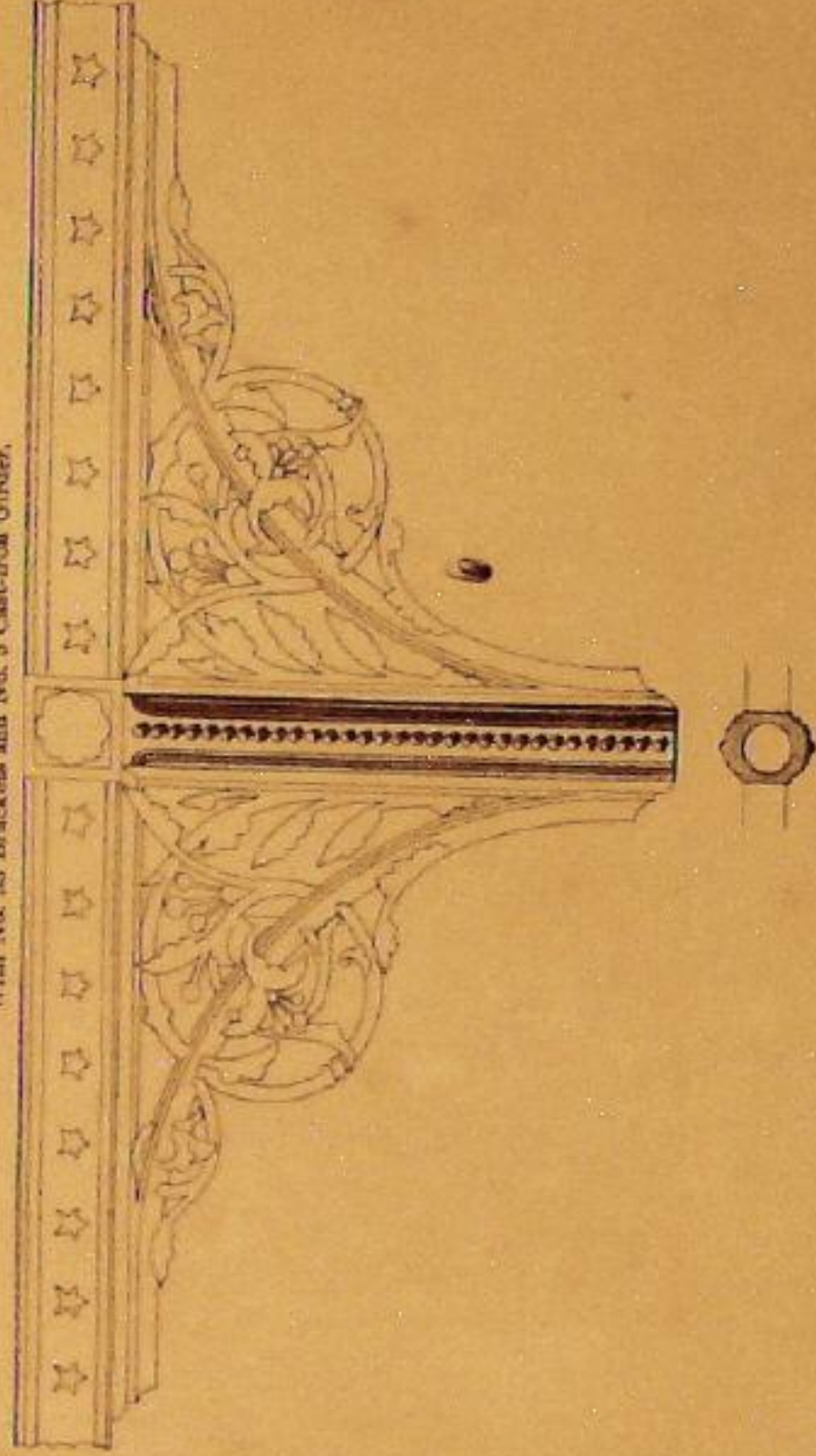
No. 1 Bracket Shaft

With No. 66 Brackets and Lattice Girder.




No. 1 Bracket Shaft

With No. 63 Brackets and No. 3 Cast-iron Girder.




MACFARLANE'S CASTINGS — EXAMPLES
Combination of Columns with Brackets and Bracket Shafts

No. XLVIII. EXAMPLE



- A No. 129 COLUMN
- B No. 1 BRACKET SHAFT
- C No. 25 COLUMN BRACKET 1/2 DIA
- D No. 27 COLUMN BRACKET 1/4 DIA

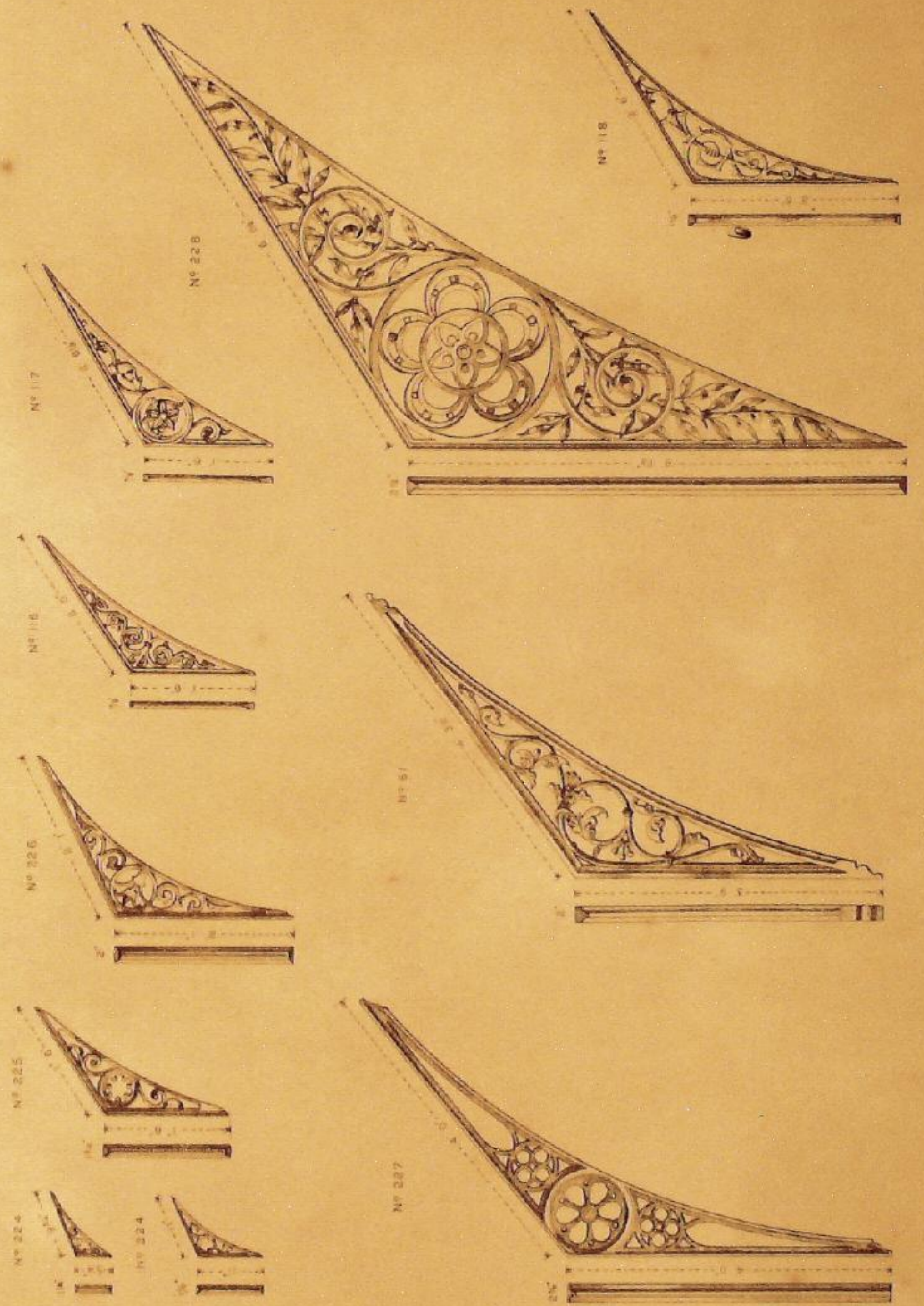
No. XLVII. EXAMPLE



- A No. 129 COLUMN
- B No. 1 BRACKET SHAFT
- C No. 25 COLUMN BRACKET 1/2 DIA

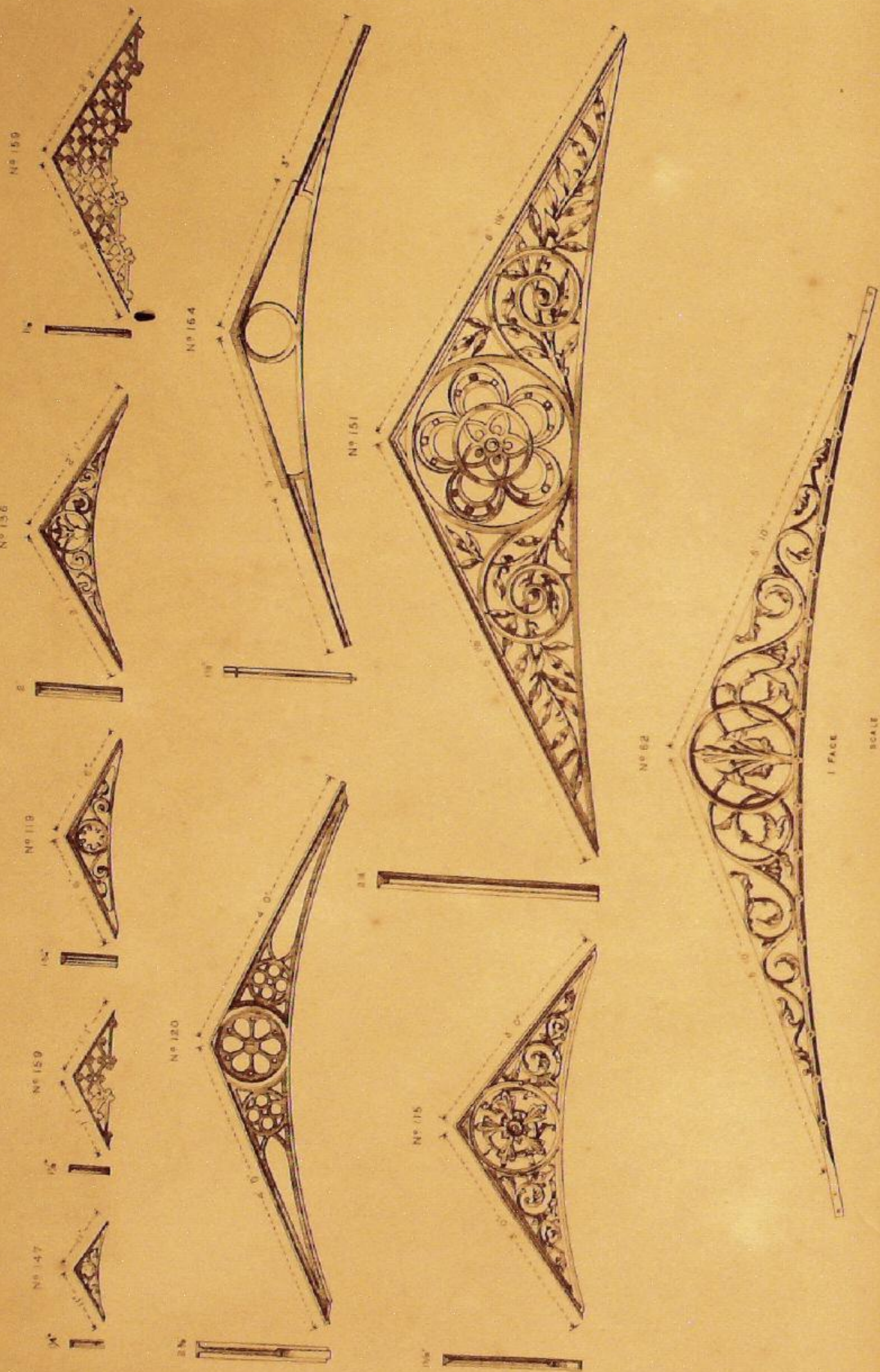
MACFARLANE'S CASTINGS — ROOF SPANDRILS

For application to Timber, Iron, or Glazed Roofs. Any bevel or span to order.

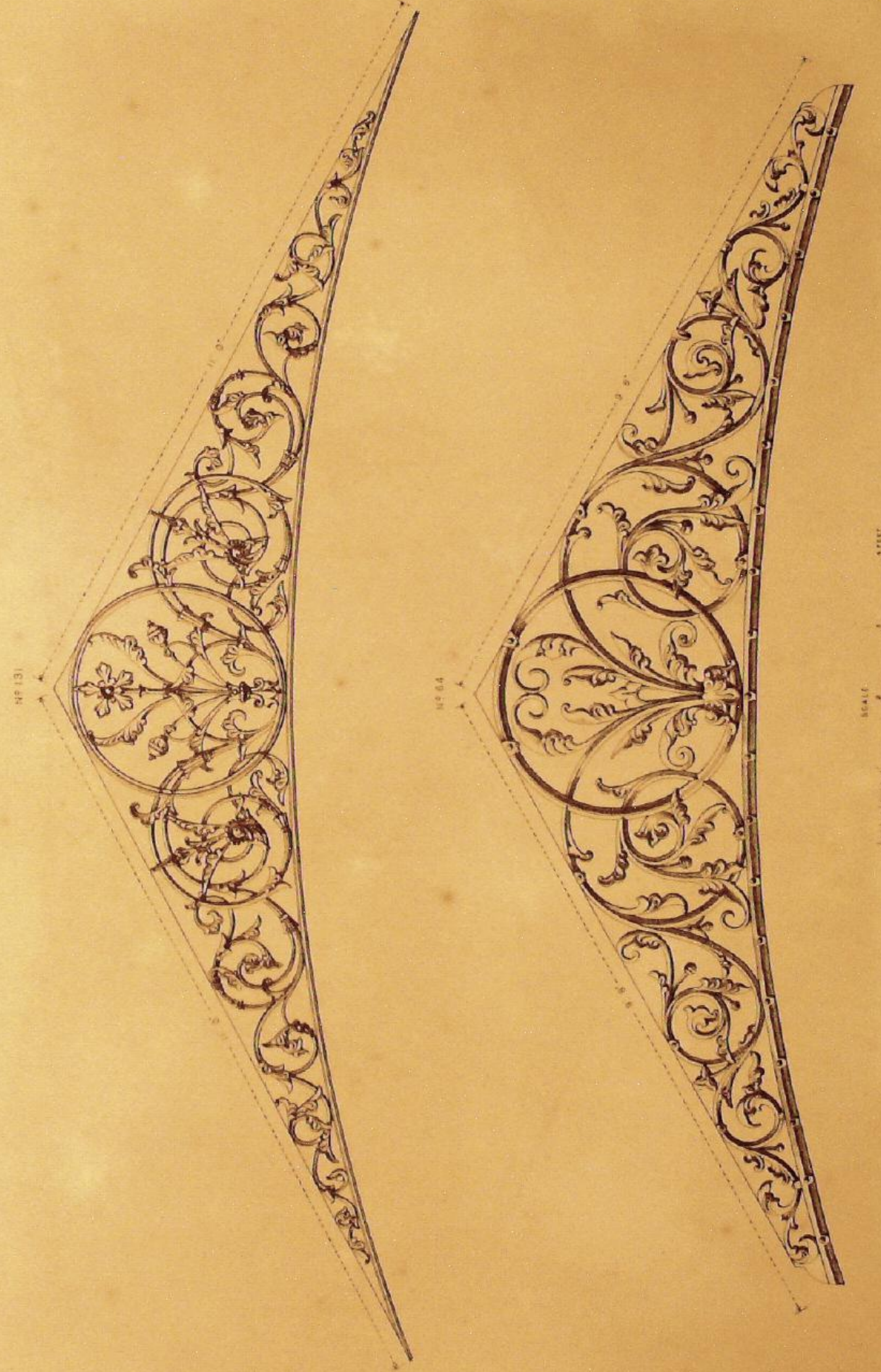


SCALE 1/2 INCH = 1 FOOT


MACFARLANE'S CASTINGS — ROOF SPANDRILS




MACFARLANE'S CASTINGS — ROOF SPANDRILS



N^o 72

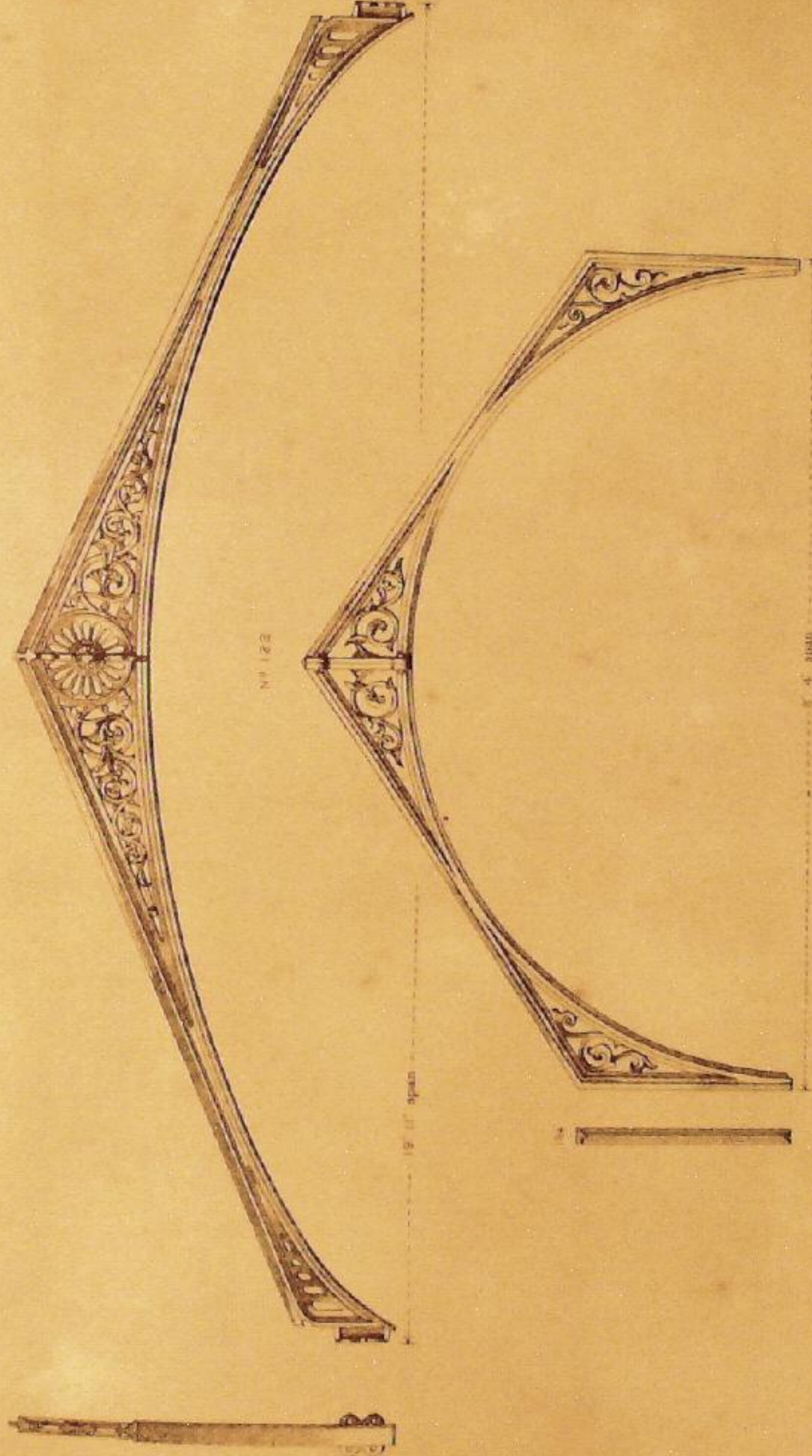


N^o 73



SCALE
1" = 1' 0"

N^o 25



MACFARLANE'S GIRDERS
The following are examples of the treatment of cast iron girders for Vereslany, Balkonia, &c. Other sections and designs to order.

N^o 7



N^o 8



N^o 7



N^o 8



SCALE
1" = 1' 0"

SECTION XX.—COLUMNS.

FOR ARCHITECTURAL, ENGINEERING, AND GENERAL CONSTRUCTION.

In connection with the improved construction of public, private, and commercial buildings, there arises a necessity for larger clear areas, free from obstruction to light, view, and passage, and having supports of a material not liable to be injured by fire, friction, or exposure; conditions best attainable by cast-iron Columns and Brackets, combining strength with light and ornamental effect, in a greater degree than any other material. Their introduction in place of stone or brick partitions, especially in public works and business premises, facilitates the future readjustment of apartments to provide altered or extended accommodation. They are also specially suitable for Railway Structures, Building and Shop Fronts, Verandahs, Porches, Bandstands, Covered Ways, and an endless variety of applications.

Please insert in Specification "To be Macfarlane's Castings, from Saracen Foundry, Glasgow," to prevent an inferior article being supplied.

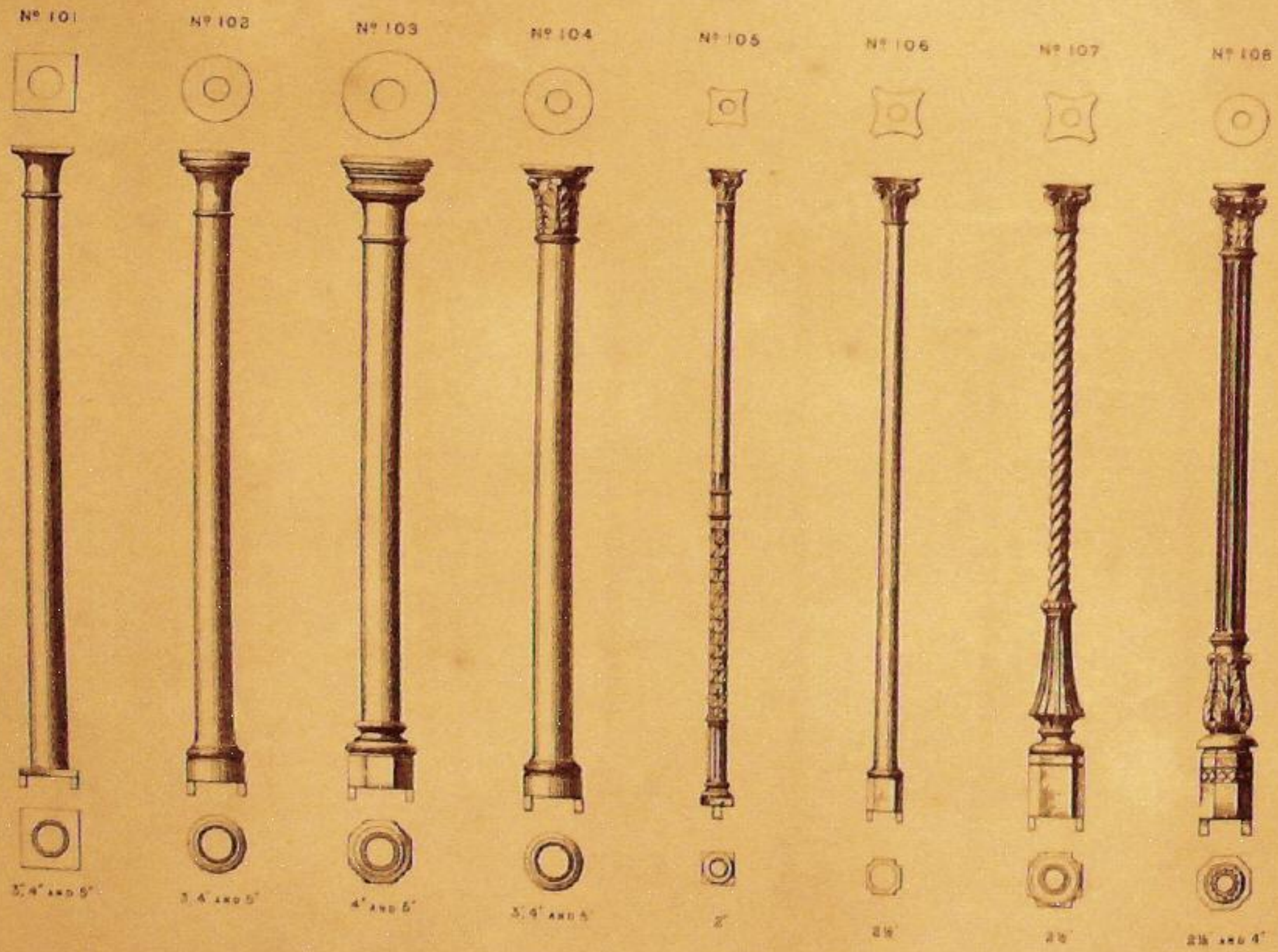
Columns and Mullions, under 7' 0" high,	pages 570-572	Column Capitals,	pages 592-593
Columns, 7' 0" to 10' 0" high,	" 573-577	Pilaster Capitals,	" 593
Columns, over 10' 0" high,	" 578-580	Pedestals,	" 594-596
Square Columns,	" 572 & 589	Examples,	pages 597-604
Pilasters,	" 590-591	Also other Examples at end of Catalogue.	

The illustrations are arranged in the order of their Nos.

DIRECTIONS FOR ORDERING.


State No. and Sizes, and when necessary give rough sketch showing any addition or modification that may be required. Flanges, Shoes, Bolts, and other fixings than those shown, to order.

MACFARLANE'S CASTINGS — COLUMNS AND MULLIONS UNDER 7 FEET HIGH



No 101 3' 4" and 5'
 No 102 3' 4" and 5'
 No 103 4' and 5'
 No 104 3' 4" and 5'
 No 105 2'
 No 106 2 1/2'
 No 107 2 1/2'
 No 108 2 1/2" and 4'


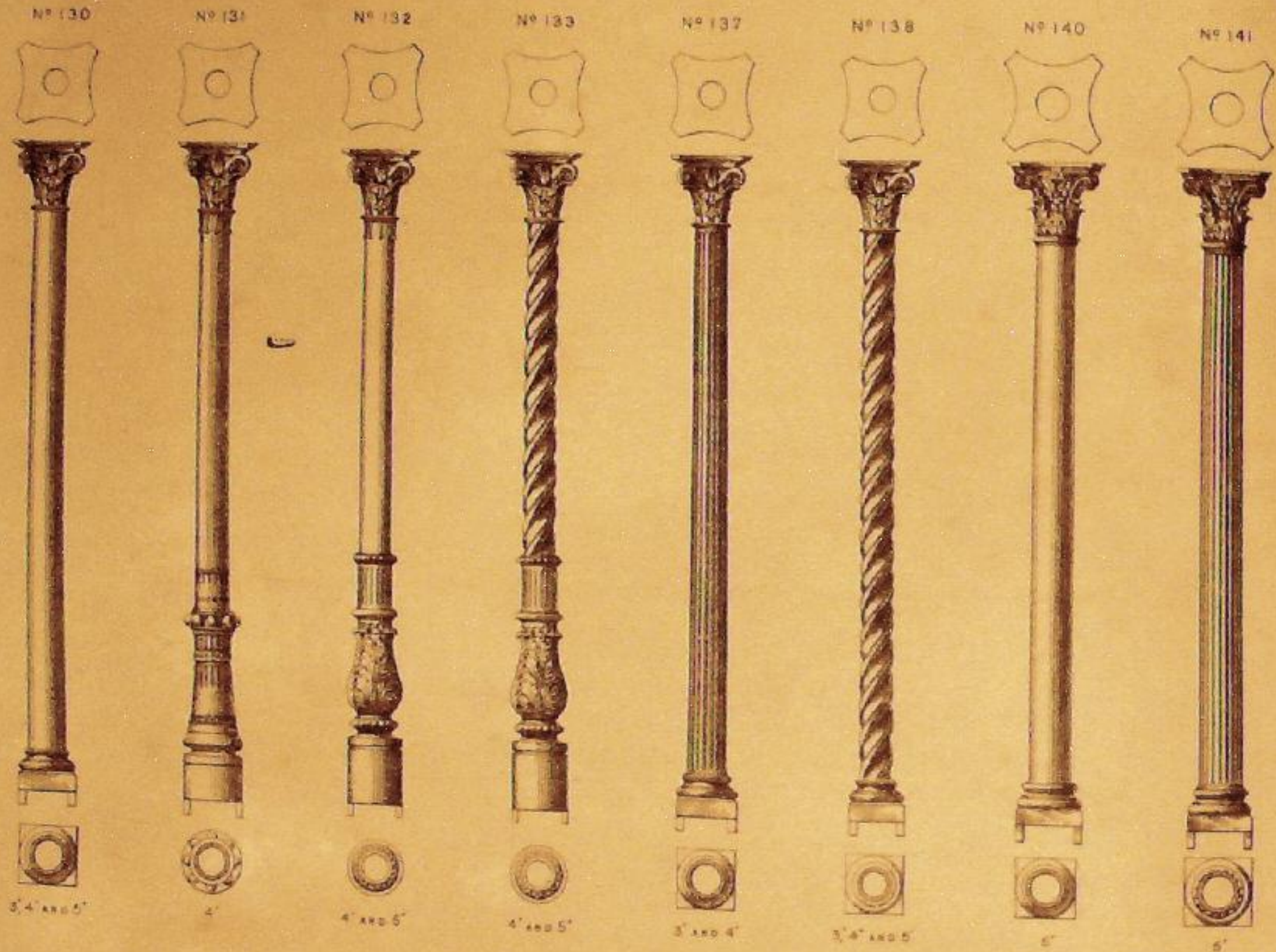
MACFARLANE'S CASTINGS — COLUMNS AND MULLIONS UNDER 7 FEET HIGH



No 109 3 1/2'
 No 110 5'
 No 111 4'
 No 112 4'
 No 113 3' and 4'
 No 114 3' and 4'
 No 115 4'
 No 116 4'
 No 117 5'
 No 118 5'
 No 119 2 1/2', 3' 4" and 5'
 No 120 2 1/2', 3' 4" and 5'
 No 121 2 1/2', 3' and 4'
 No 122 2 1/2', 3' and 4 1/2'
 No 123 4' and 5'

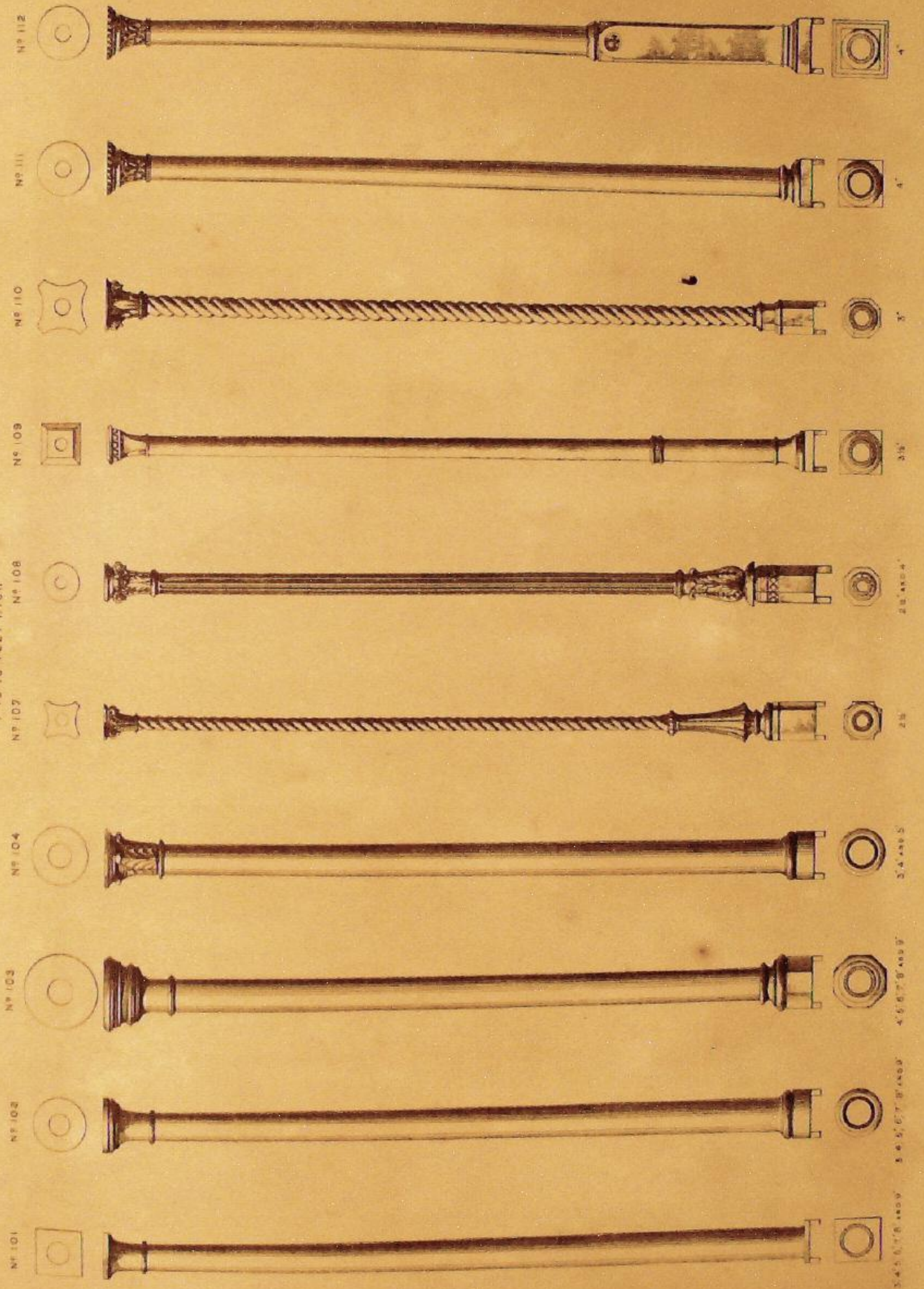
MACFARLANE'S CASTINGS — COLUMNS AND MULLIONS

UNDER 7 FEET HIGH




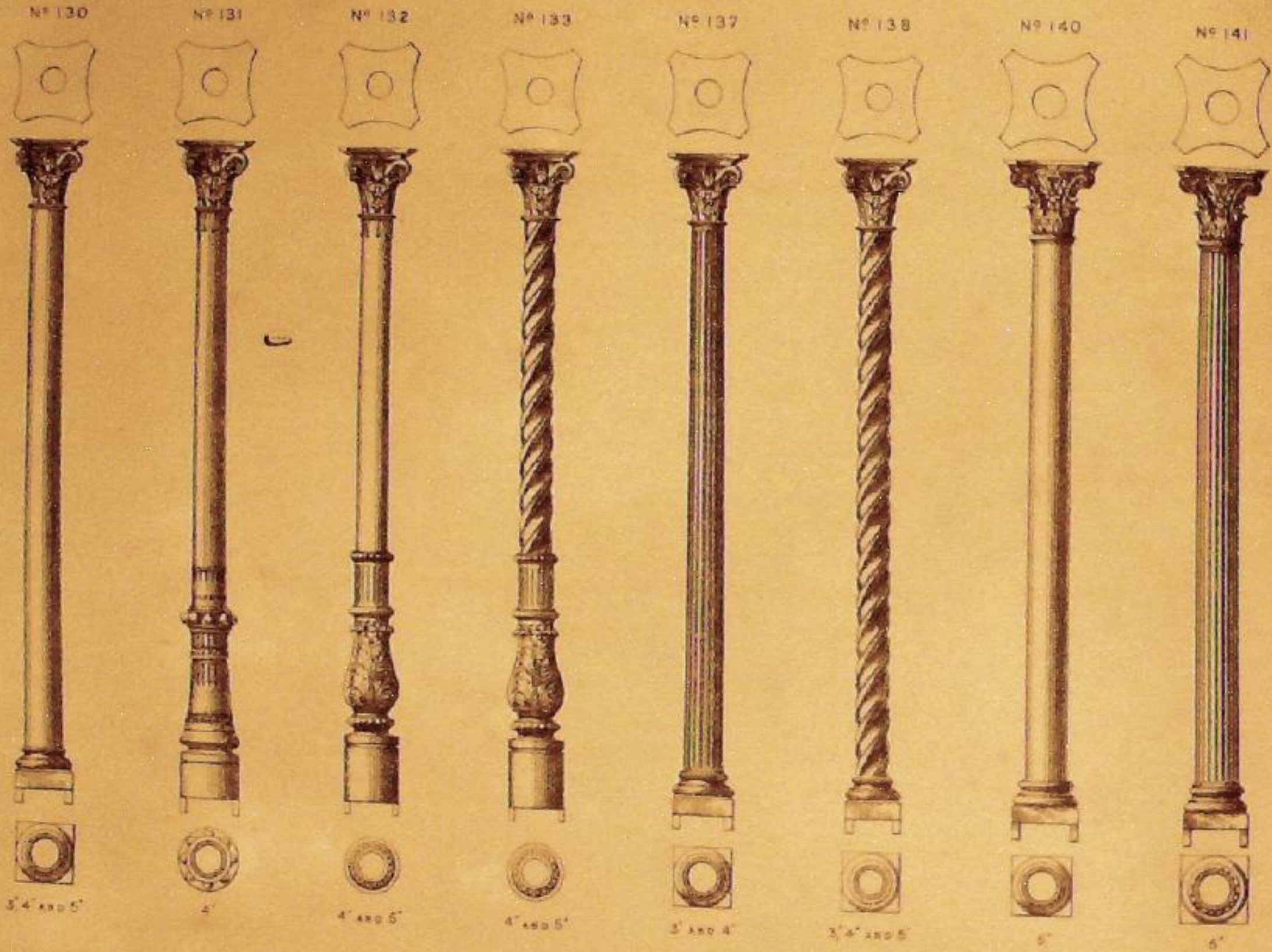
MACFARLANE'S CASTINGS — COLUMNS

7 TO 10 FEET HIGH



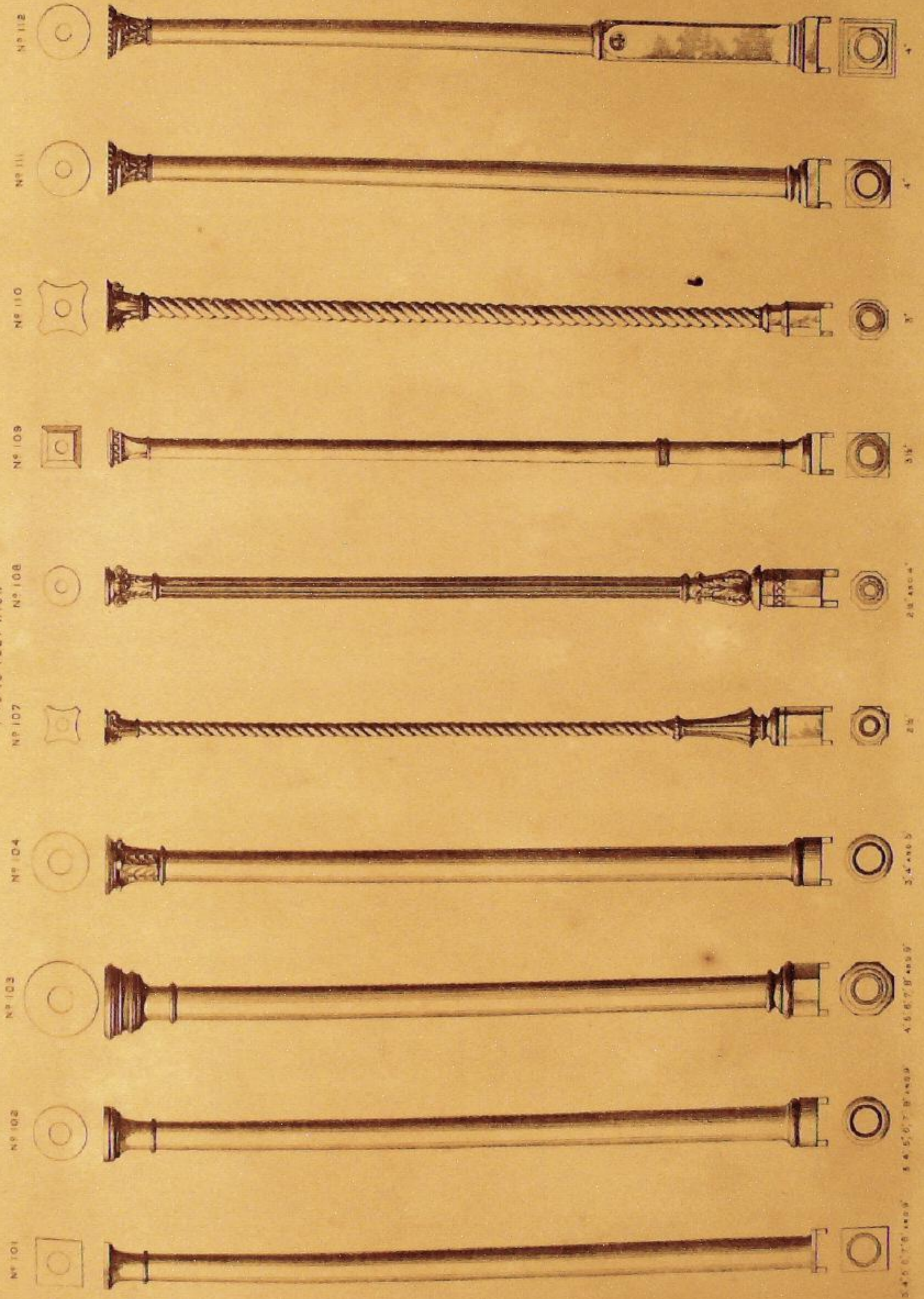
MACFARLANE'S CASTINGS — COLUMNS AND MULLIONS

UNDER 7 FEET HIGH




MACFARLANE'S CASTINGS — COLUMNS

7 TO 10 FEET HIGH




MACFARLANE'S CASTINGS — COLUMNS

7 TO 10 FEET HIGH




MACFARLANE'S CASTINGS — COLUMNS


7 TO 10 FEET HIGH



MACFARLANE'S CASTINGS — COLUMNS
7 TO 10 FEET HIGH




MACFARLANE'S CASTINGS — COLUMNS
7 TO 10 FEET HIGH




MACFARLANE'S CASTINGS — COLUMNS
OVER 10 FEET HIGH




MACFARLANE'S CASTINGS — COLUMNS
OVER 10 FEET HIGH



MACFARLANE'S CASTINGS — COLUMNS
OVER 10 FEET HIGH




MACFARLANE'S CASTINGS — COLUMNS
OVER 10 FEET HIGH



MACFARLANE'S CASTINGS — COLUMNS
OVER 10 FEET HIGH



MACFARLANE'S CASTINGS — COLUMNS
OVER 10 FEET HIGH



MACFARLANE'S CASTINGS — COLUMNS

OVER 10 FEET HIGH

Nº 155



6" AND 8"

Nº 156



6" AND 8"

Nº 157



6"

Nº 158



6"

Nº 159



6"

Nº 160



6"

Nº 161



6"

Nº 162




6"


MACFARLANE'S CASTINGS — COLUMNS

OVER 10 FEET HIGH

MACFARLANE'S CASTINGS — COLUMNS
OVER 10 FEET HIGH




MACFARLANE'S CASTINGS — COLUMNS
OVER 10 FEET HIGH




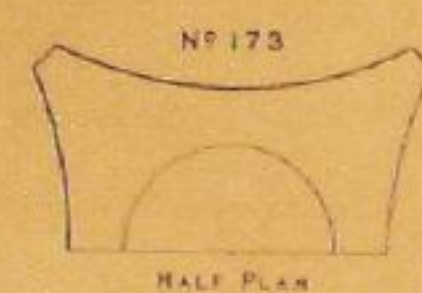
MAGFARLANE'S CASTINGS — COLUMNS
OVER 10 FEET HIGH




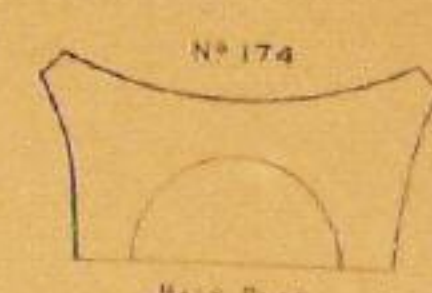
12'



10'





16'

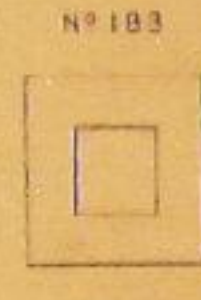


16'

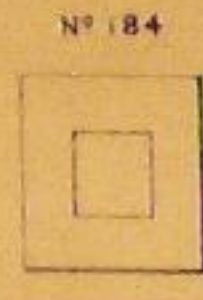
MAGFARLANE'S CASTINGS — COLUMNS
OVER 10 FEET HIGH




7'



6'




7'




8'

MACFARLANE'S CASTINGS — PILASTERS
ANY HEIGHT



SCALE
1" = 12"


MACFARLANE'S CASTINGS — PILASTERS
ANY HEIGHT



SCALE
1" = 12"


MAGFARLANE'S CASTINGS — COLUMN CAPITALS

The size is in each case taken through the neck of the column shaft which Capital suits.




MAGFARLANE'S CASTINGS — COLUMN CAPITALS

The size is in each case taken through the neck of the column shaft which Capital suits.




MAGFARLANE'S PILASTER CAPITALS




MACFARLANE'S CASTINGS — COLUMN CAPITALS

The size is in each case taken through the neck of the column shaft which Capital suits.




MACFARLANE'S CASTINGS — COLUMN CAPITALS

The size is in each case taken through the neck of the column shaft which Capital suits.




MACFARLANE'S PILASTER CAPITALS




MACFARLANE'S CASTINGS — PEDESTALS

These are designed for supporting Lamps, Statuary, Busts, Vases, Sundials, Fountains, and other objects of interest, the attractiveness of such objects being greatly enhanced by appropriately decorated Pedestals, instead of the bald and inartistic blocks often used. Fixings when required, to order.




SCALE 4 FEET

MACFARLANE'S CASTINGS — PEDESTALS




SCALE 4 FEET



MACFARLANE'S CASTINGS — EXAMPLES

By the use of Iron in the construction of buildings, a greater window space can be obtained than with stone, brick, timber, or other material, thus allowing a larger built area to be lighted throughout, without the necessity of breaking it up with courts or well-holes to admit light to the centre of the block. An iron construction also absorbs little of the floor space, and enables large apartments to be formed with light partitions readjustable to suit altered circumstances. The following Examples illustrate the application of our castings to these purposes, but other combinations will readily suggest themselves according to the requirements of the proposed structure.

No. XLIX.
Application of Ironwork to Building Construction and Decoration.
See view of Interior on next page.




MAGFARLANE'S CASTINGS — EXAMPLES

No. L

Application of Ironwork to Building Construction and Decoration.

See view of Exterior on preceding page.



- A No. 144 TERMINAL 2' 6"
- B No. 25 GUTTER CORNER 4' x 6"
- C No. 121 COLUMN
- D No. 25 RAILING 7' 6"
- E No. 215 FLOOR PLATE
- F No. 47 BRACKET 2' 1" x 1' 6"
- G No. 122 RAILING 2' 6"
- H No. 47 BRACKET 2' 1" x 1' 6"
- I No. 124 COLUMN


Spandrel Arches, Girders, Roof Principals, Astragals &c. in order.

MAGFARLANE'S CASTINGS — EXAMPLES

No. LI

Application of Ironwork to Building Construction and Decoration.

- A No. 215 TERMINAL 2' 6"
- B No. 25 GUTTER CORNER 4' x 6"
- C No. 121 COLUMN
- D No. 25 RAILING 7' 6"
- E No. 215 FLOOR PLATE
- F No. 47 BRACKET 2' 1" x 1' 6"
- G No. 122 RAILING 2' 6"
- H No. 47 BRACKET 2' 1" x 1' 6"
- I No. 124 COLUMN
- J No. 25 GUTTER CORNER 4' x 6"
- K No. 21 RICHMENT
- L No. 124 COLUMN
- M No. 125 RAILING 2' 6"
- N No. 25 BRACKET 2' 1" x 1' 6"
- O FASCIA PLATE
- P No. 125 COLUMN
- Q No. 215 RAILING 7' 6"
- R No. 25 RAILING 7' 6"
- S SIGN LETTERS OR DEEPER GROUPS
- T No. 21 LAMP BRACKET
- U No. 125 RAILING 2' 6"
- V No. 125 COLUMN
- W No. 124 GATE
- X ARCHER STRUCKER &c. in order



MACFARLANE'S CASTINGS — EXAMPLES

Application of Ironwork to Public Interiors, Halls, Museums, Libraries, Saloons, Banks, &c.

No. LII



A No. 158 COLUMN.
B CORREL TO MATCH COLUMN.
C No. 21 SPANDREL ARCH.
D No. 123 FRISK 10"

MACFARLANE'S CASTINGS — EXAMPLES

No. LIII
Application of Ironwork to Balcony and Veranda.



A No. 181 TERMINAL 1'6".
B No. 82 CRESTING 7".
C No. 45 QUETER 6" x 4".
D No. 109 FRISK RAIL 1 1/2".
E No. 68 BRACKET 1'6" x 1'6".
F No. 121 COLUMN WITH BRACKET BRASS.
G No. 5 HANDRAIL 1 1/2" x 1 1/2".
H No. 606 BALUSTIN RAILING 2' 10".
I No. 3 PERFORATED GUARD.
J No. 17 BRACKET 2' 11" x 1' 6".
ORNAMENTAL FLOOR PLATE SOLID OR PERFORATED, 6" x 6"

No. LIV
Application of Ironwork to Shop Front.




A No. 141 TERMINAL 2' 6".
B No. 82 CRESTING 5".
C No. 100 TERMINAL 1' 6".
D No. 24 CONSOLE 2' x 2' 6".
E CAST IRON SIGN LETTERS.
F No. 87 VENTILATING FINISH 2".
G No. 12 BRACKET 2' 11" x 1' 6".
H No. 121 COLUMN WITH BRACKET BRASS.
I No. 272 WINDOW GUARD 1' 6".

MACFARLANE'S CASTINGS — EXAMPLES


No. LV.

Application of Ironwork to Interior Screen. Arches can be made of any width and prepared for glazing if required.



- A No. 600 CRESTING 12"
- B CORNER RAIL
- C No. 600 FRISKY RAIL 1 1/2"
- D No. 7 GIRDER 12"
- E No. 66 SPANDREL ARCH
- F No. 105 COLUMN WITH SPANDREL SHAFT
- G No. 107 TERMINAL 12" x 7 1/2"
- H No. 507 TABLET PANEL
- I No. 2 DADO PLATE

SCALE




MACFARLANE'S CASTINGS — EXAMPLES

No. LVI.

Application of Ironwork to Railway Platform Roofing, &c.

- A No. 123 COLUMN WITH RAILEY SHAFT
- B No. 25 OUTER
- C No. 25 BRACKET 2' 2" x 2' 2"
- D No. 25 ROOF SPANDREL
- E No. 25 DRIP FEET
- F No. 2 ANTERFIXER 10"
- G No. 201 TERMINAL 7 1/2"
- H No. 25 PENDANT LAMP
- I No. 13 LAMP BRACKET
- J No. 11 BRUSH
- K No. 6 CURIAL
- L No. 6 WINDOW



No. LVII.

Application of Ironwork to Station Waiting Rooms, &c.



- A No. 103 TERMINAL 1 1/2"
- B No. 61 CRESTING 7"
- C No. 101 FIGURED OUTER 2' x 4"
- D No. 61 BRACKET 1' 3/4" x 1' 3/4"
- E No. 104 COLUMN WITH RAILEY SHAFT
- F CAST IRON ANTERFIXER

MAGFARLANE'S CASTINGS — EXAMPLES

No. LVIII.

Application of Ironwork to Bridges, Engineering and Building Structures, &c.




- A No. 1 LAMP.
- B No. 125 RAILING 5' 0".
- C ORNAMENTAL WARE RAIL.
- D No. 120 ENRICHMENT.
- E No. 126 FOLIATED CAPITAL.



No. LIX.

Application of Ironwork to Gangways, Flooring, Stairs, and Fencing for Machinery, &c.

- A No. 424 RAILING 5' 11 1/2".
- B No. 124 COLUMN.
- C No. 425 SPIRAL STAIR.
- D No. 224 FLOOR PLATE.



SECTION XXI.—ENRICHMENTS AND SIGNS.

FOR STONE, BRICK, WOOD, AND IRON BUILDINGS, &c.


The attractive influence of beauty and individuality in every kind of premises, has become recognized as an indispensable aid to success, and has led to the extensive adoption of Ornamentation, Devices and Decorative Signs. How to obtain this impressive effect with economy, and also with facility for future alteration or extension, is a matter to which we have given great attention, as evinced by the following pages, in which will be found designs suitable for enriching all kinds of Architectural and Engineering structures, the durability of Cast Iron under exposure to weather giving it great advantages over other materials for such purposes. During the rapid development of trade, the plainness of a building often prevents it from realizing its proper value and commercial advantages, while the idea of pulling down and reconstructing is out of the question on account of the prolonged interruption to business and great cost involved. In these circumstances extensive and striking improvements can be made without serious inconvenience, and at comparatively little cost, by means of Cast Iron Enrichments. As an illustration of what can be effected in this way, see Examples No. LXVIII. and LXIX., pages 624 and 625. Besides the patterns shown in this Section, all our ornamental Castings, Terminals, Railings, Balconies, &c., are serviceable for such application. Special Devices of every kind, Monograms, Arms, &c., to order.

Please insert in specification "To be Macfarlane's Castings, from Saracen Foundry, Glasgow," to prevent an inferior article being supplied.

Continuous Enrichments.....	pages 605-609	Royal Arms.....	pages 616
Panel and Terminal Enrichments.....	610-611	Hinge Enrichments.....	617
Pilaster Enrichments and Trosses.....	612	Sign Letters and Numerals.....	618
Coronal Enrichments.....	613	Tablets.....	619
Devices and Monograms.....	614	Signs.....	620
Crests, Arms, Insignia, &c.....	615	Examples.....	620-626

The illustrations are arranged in the order of their sizes.

MAGFARLANE'S CASTINGS — CONTINUOUS ENRICHMENTS



SCALE 1/2" = 1' 0"

N° 79



FACE

N° 246



FACE

N° 247



N° 50




N° 467



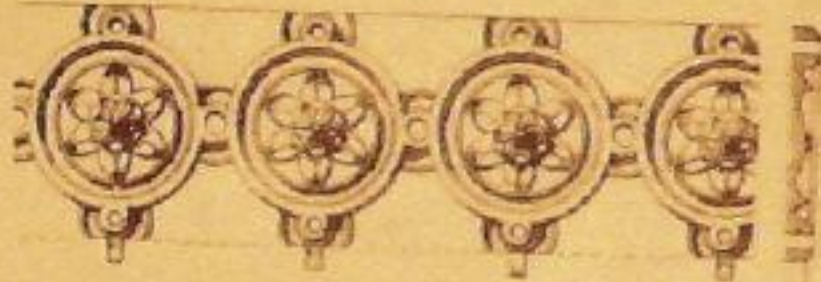
N° 61



N° 246



N° 219




N° 204



N° 30



N° 989




N° 53



N° 204



N° 989




For Pedestal and Vase see page xxx, Vol. I.


SCALE




N° 124




N° 467



N° 204



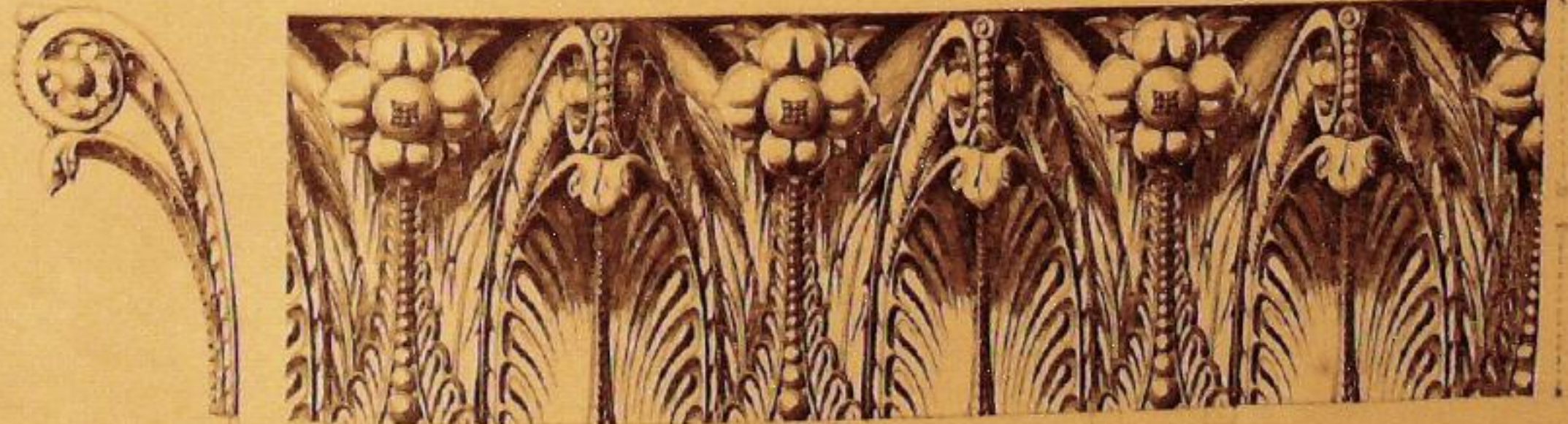
N° 204




N° 95




N° 193



SCALE




Nº 37



Nº 72
For Wrought Iron Girder.




Nº 467




SECTION

Nº 196



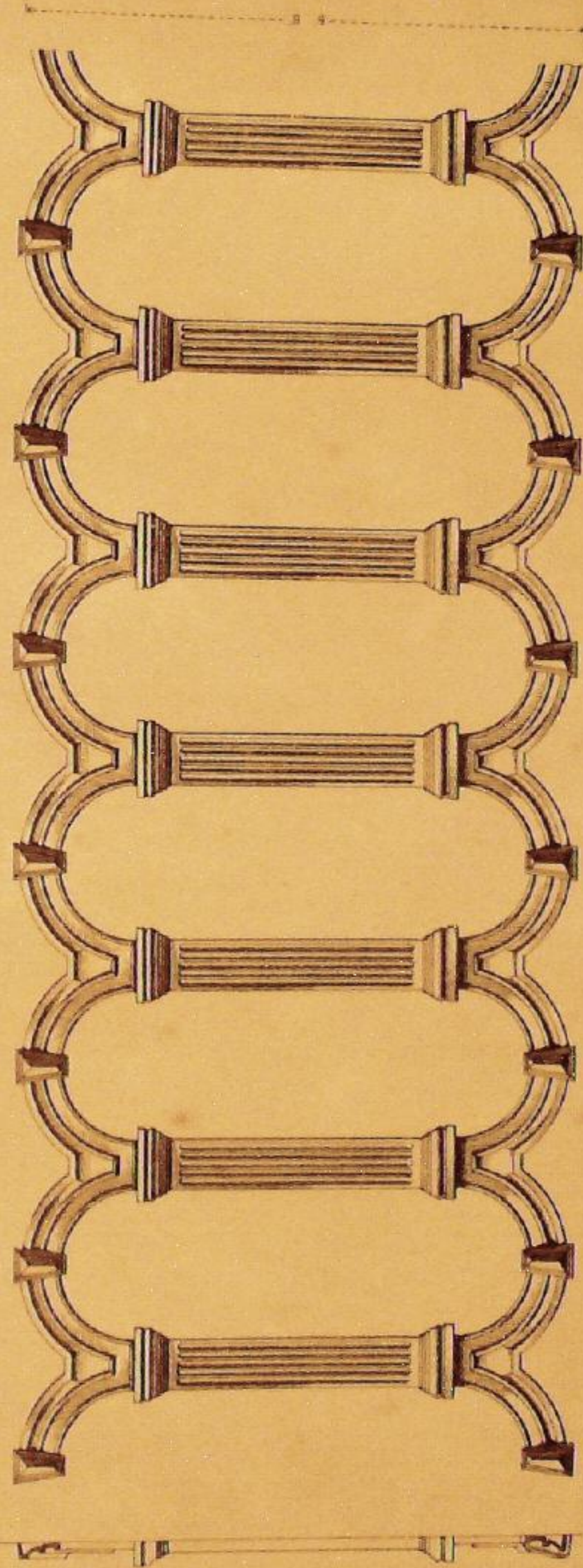
Nº 204



SCALE



Nº 52



Nº 53




Nos. 51 and 53 may be used together in the positions shown here, also with No. 52 as top if required.

SCALE




MACFARLANE'S CASTINGS — PANEL ENRICHMENTS & PATERAS



Nos. 66 and 71 illustrate our Enrichments applied to lattice grilles.




MACFARLANE'S CASTINGS — PANEL AND TERMINAL ENRICHMENTS



No. 465 can also be supplied for corner. See No. IV. Example page 8, Vol. I.

Supplied either 2 1/2" or 1 1/2" on side.

Supplied either 2 1/2" or 1 1/2" on side.



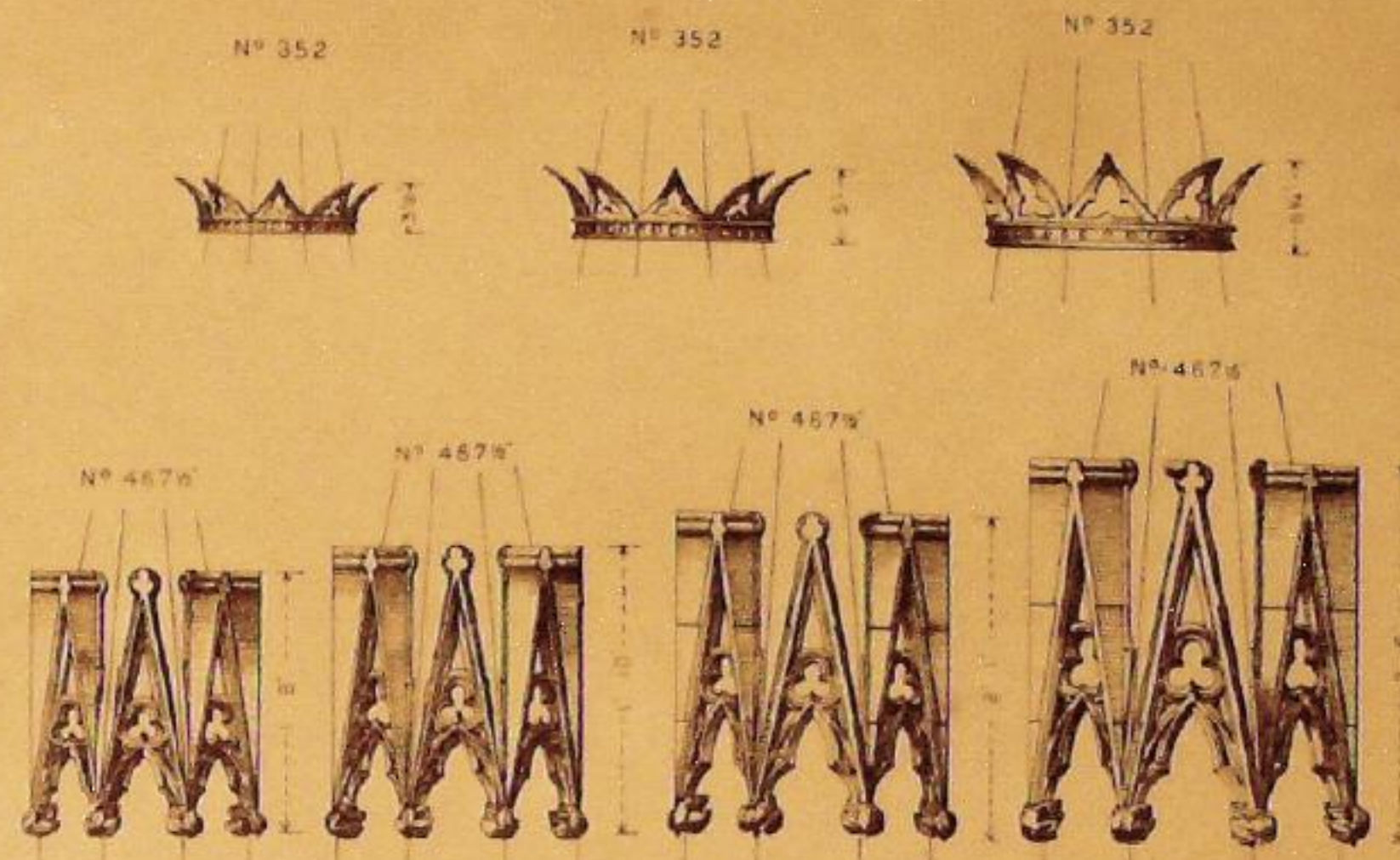
MACFARLANE'S CASTINGS — PILASTER ENRICHMENTS AND TRUSSES

For other patterns see Section XIX.—Brackets.



SCALE 1 FOOT

MACFARLANE'S CASTINGS — CORONAL ENRICHMENTS




SCALE 1 FOOT

MACFARLANE'S CASTINGS — DEVICES





MACFARLANE'S CASTINGS — MONOGRAMS

Any size and any combination of letters to order.



MACFARLANE'S CASTINGS — DEVICES CRESTS ARMS INSIGNIA &c

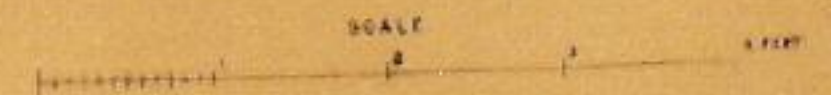





Sizes

8" long. x 2 1/2" high
 10" " " " 3 1/2" " "
 12" " " " 4 1/2" " "
 14" " " " 5 1/2" " "
 16" " " " 6 1/2" " "
 18" " " " 7 1/2" " "
 20" " " " 8 1/2" " "
 22" " " " 9 1/2" " "
 24" " " " 10 1/2" " "

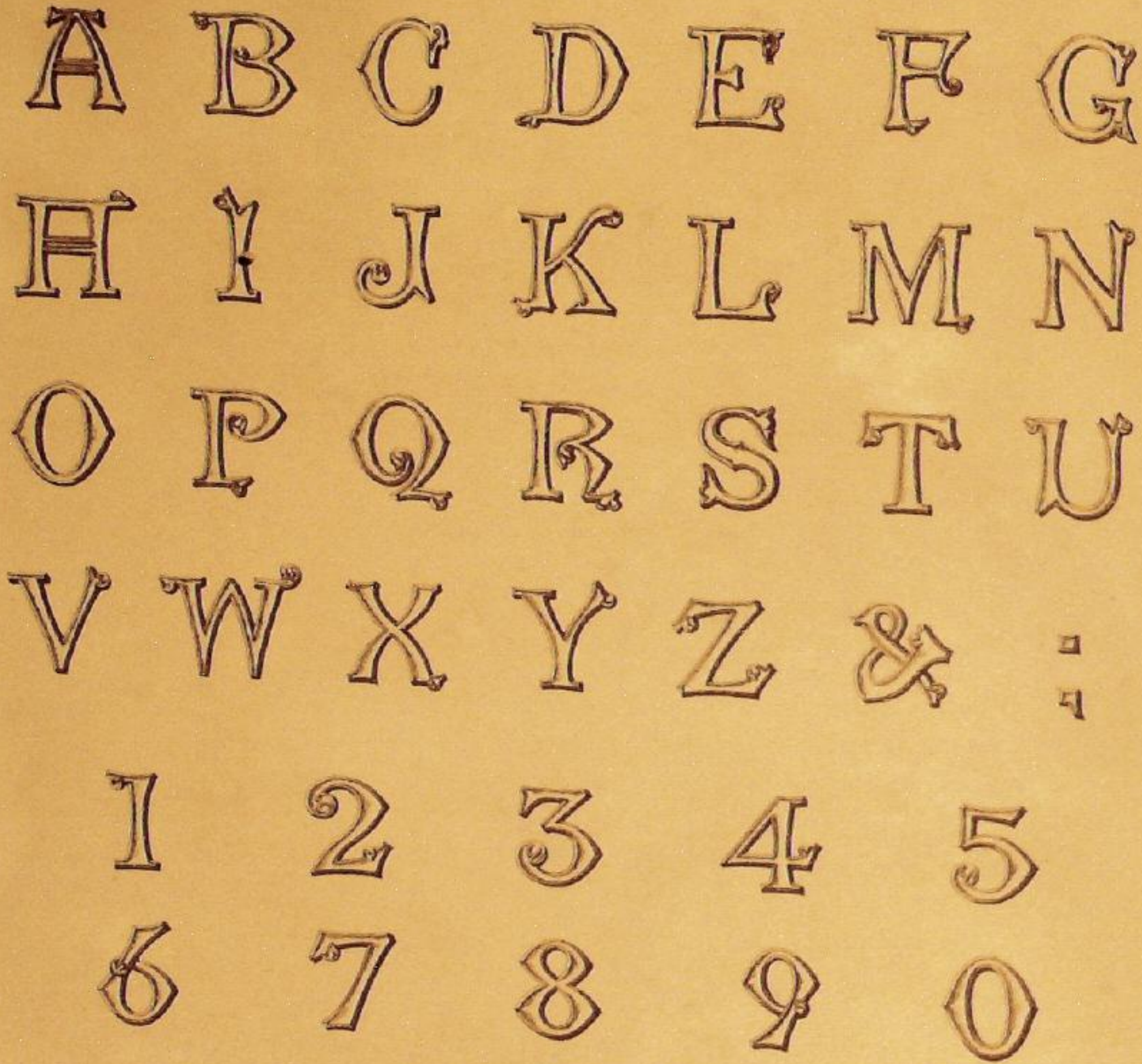
MACFARLANE'S CASTINGS — HINGE ENRICHMENTS



MACFARLANE'S CASTINGS — SIGN LETTERS.

Our Letters and Numerals may be applied to wood, stone, or other material for Sign Boards, Door and Pew Numbers, &c.

Nº 1



2, 2 1/2, 3, 4, 6, 8, 12, 16, 20, and 24.
Other sizes to order.

Nº 2

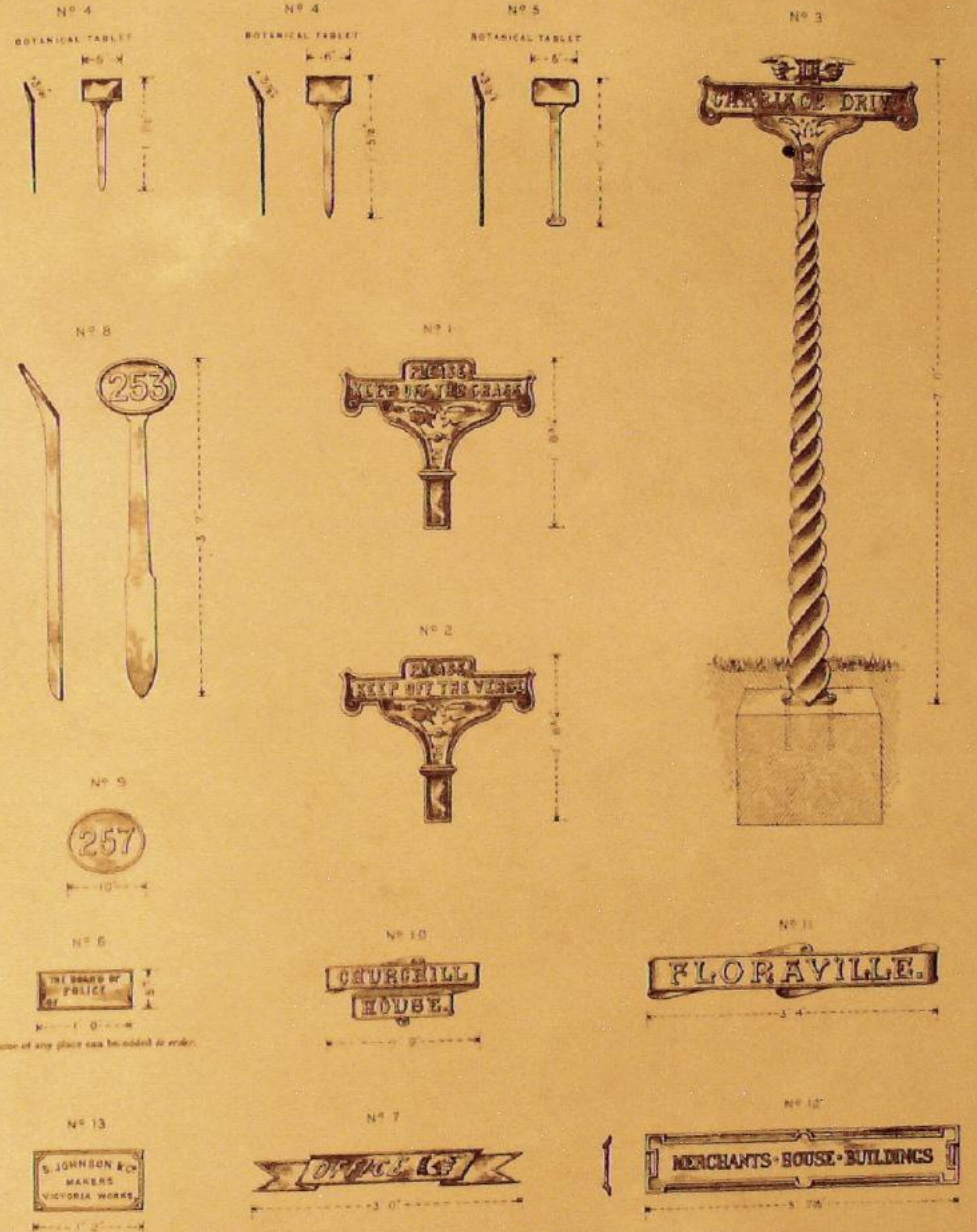


Height	Average Width
3" = 2 1/2"	
4" = 3"	
5" = 3 1/2"	

Other sizes to order.

MACFARLANE'S CASTINGS — TABLETS.

Other forms of Plates and any inscription to order.




The name of any place can be added to order.

SCALE

MACFARLANE'S CASTINGS — SIGNS

Any other Letters can be substituted.



SCALE
1 2 3 4 FEET


MACFARLANE'S CASTINGS — EXAMPLES
Application of Castings to Signs.



A SIGN LETTERS ON DIAPER GROOVE
 B No. 125 CRESTING 5 1/2"
 C No. 976 RAILING 2 1/2"



A SIGN LETTERS AND PATTERNS ON DIAPER GROOVE
 B No. 429 CRESTING 4"
 C No. 53 TERMINAL 2 1/2"
 D No. 105 PANEL 1 1/2" x 2 1/2"



A SIGN LETTERS ON DIAPER GROOVE
 B No. 411 DEVICE 1 1/2"
 C No. 428 DEVICE 2 1/2"
 D No. 794 PANEL ENRICHMENT
 E No. 102 BRACKET 1 1/2" x 5 1/2"
 F No. 148 CORNICE

SCALE
1 2 3 4 5 6 7 8 9 10 FEET


MACFARLANE'S CASTINGS — EXAMPLES
Application of Castings to Signs.



D No. 1 LION'S HEAD 6"
 E No. 85 BRACKET 6" x 1 1/2"

A SIGN LETTERS
 B No. 105 TERMINAL 1 1/2"
 C No. 456 TERMINAL 1 1/2"


No. LXIV



A SIGN LETTERS 4 1/2" high
 B NUMBERS 1 1/2" high


SCALE
1 2 3 4 5 6 7 8 9 10 FEET

No. LXV



- A SIGN LETTERS AND PATERN ON DIAPHRAGM
- B No. 64 TERMINAL ARCH WITH No. 112 LAMP
- C No. 49 CRESTING 9"
- D No. 51 TERMINAL 2' 0"
- E No. 100 PANEL 1' 0" x 2' 0"
- F No. 307 BRACKET 1' 0" x 1' 0"

No. LXVI



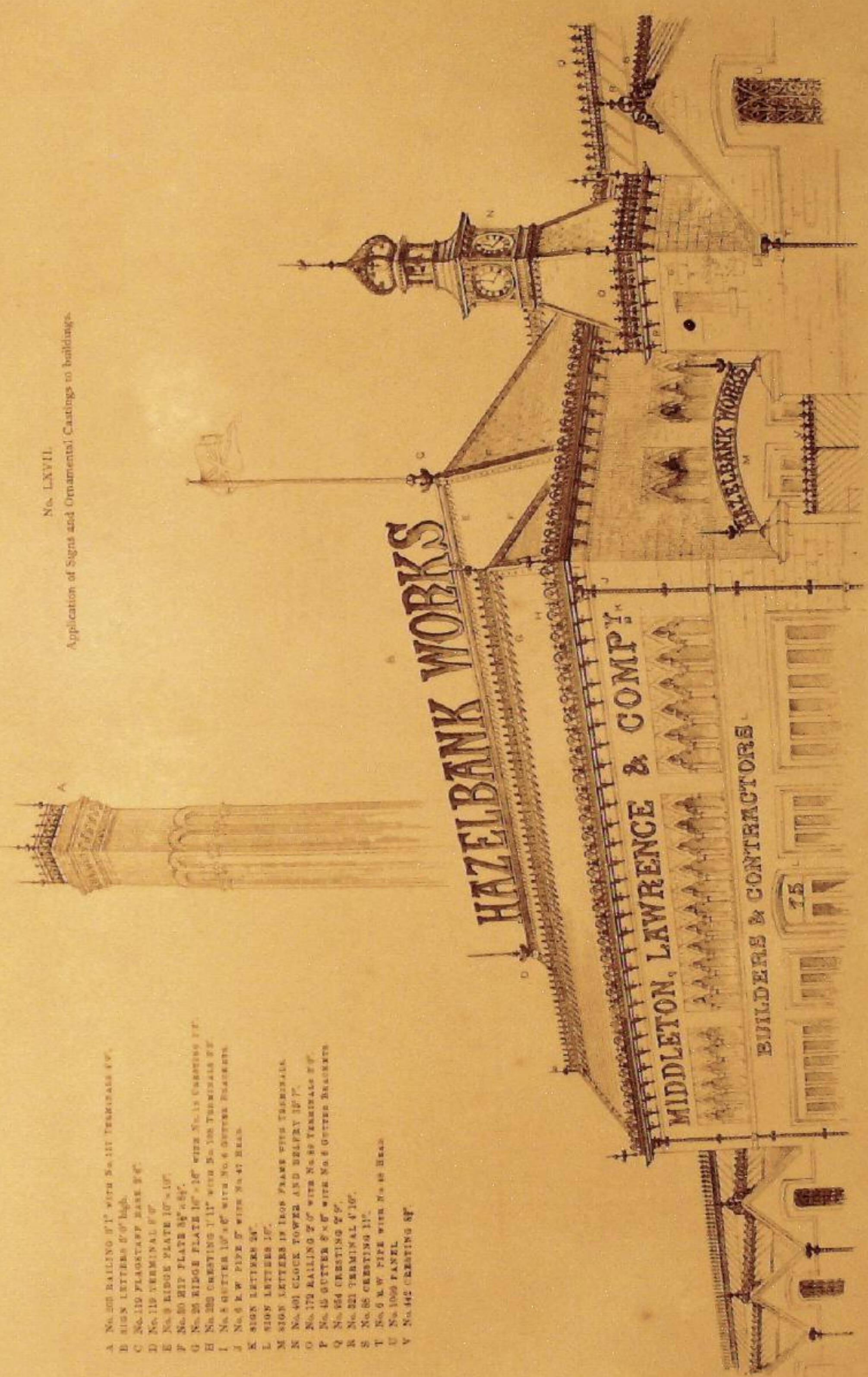
- A SIGN LETTERS
- B No. 7 GIRDER 6"
- C No. 173 TERMINAL 5' 7"
- D No. 173 TERMINAL WITH No. 107 BANNER
- E No. 45 BRACKET 4' 0" x 2' 0"



MACFARLANE'S CASTINGS — EXAMPLES

No. LXVII

Application of Signs and Ornamental Castings to buildings




- A No. 200 RAILING 8' 1" WITH No. 111 TERMINALS 4' 0"
- B SIGN LETTERS 2' 0" high
- C No. 110 FLAGSTAFF BASE 3' 0"
- D No. 119 TERMINAL 3' 0"
- E No. 9 RIDGE PLATE 10' x 10'
- F No. 51 RIP PLATE 10' x 10'
- G No. 25 RIDGE PLATE 10' x 10' WITH No. 13 CRESTING 11'
- H No. 25 CRESTING 11' WITH No. 100 TERMINALS 11'
- I No. 3 GUTTER 10' x 6" WITH No. 4 GUTTER BRACKETS
- J No. 3 R.W. PIPE 8" WITH No. 47 HEAD
- K SIGN LETTERS 11'
- L SIGN LETTERS 11'
- M SIGN LETTERS IN IRON FRAME WITH TERRAZZO
- N No. 401 CLOCK TOWER AND BELFRY 12' 7"
- O No. 173 RAILING 2' 0" WITH No. 88 TERMINALS 2' 0"
- P No. 45 GUTTER 5' 6" WITH No. 6 GUTTER BRACKETS
- Q No. 154 CRESTING 7' 9"
- R No. 223 TERMINAL 11'
- S No. 85 CRESTING 11'
- T No. 3 R.W. PIPE WITH No. 48 HEAD
- U No. 1000 PANEL
- V No. 46 CRESTING 11'

MACFARLANE'S CASTINGS — EXAMPLES

No. LXVIII.

This is an example of a class of old buildings not uncommon in the thoroughfares of our towns and cities, and whose bald uninteresting appearance detracts greatly from their commercial value. The Example on following page shows the improvements effected by means of our Cast Iron Enrichments, at comparatively little cost and without the serious interruption to business which would be incurred by rebuilding.

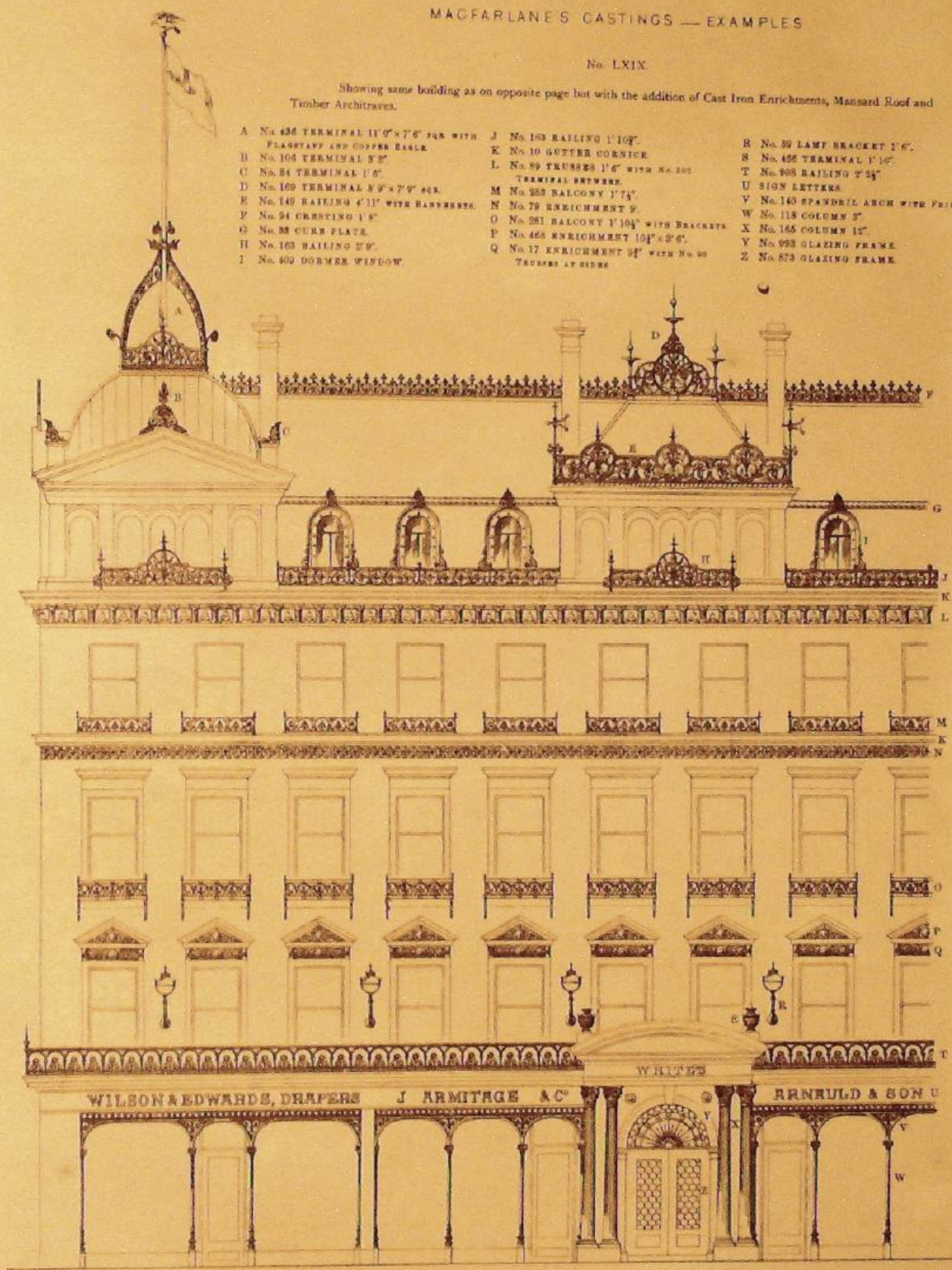


MACFARLANE'S CASTINGS — EXAMPLES

No. LXIX.

Showing same building as on opposite page but with the addition of Cast Iron Enrichments, Mansard Roof and Timber Architraves.

- A No. 426 TERMINAL 11'0" x 7'0" 248 WITH FLAGSTAFF AND COPPER EAGLE
- B No. 106 TERMINAL 5'0"
- C No. 84 TERMINAL 1'0"
- D No. 100 TERMINAL 5'0" x 7'0" 268
- E No. 140 RAILING 4'11" WITH BANISTER
- F No. 54 CRESTING 1'0"
- G No. 38 CURS PLATE
- H No. 103 RAILING 2'0"
- I No. 400 DORMER WINDOW
- J No. 103 RAILING 1'10"
- K No. 10 GUTTER CORNICE
- L No. 89 TRUSSES 1'0" WITH NO. 100 TERMINAL BETWEEN
- M No. 283 BALCONY 1'7 1/2"
- N No. 79 ENRICHMENT 2'
- O No. 281 BALCONY 1'10 1/2" WITH BRACKETS
- P No. 468 ENRICHMENT 10 1/2" x 2'0"
- Q No. 17 ENRICHMENT 9 1/2" WITH NO. 30 TRUSSES AT SIDES
- R No. 39 LAMP BRACKET 1'0"
- S No. 456 TERMINAL 1'10"
- T No. 408 RAILING 2'3 1/2"
- U SIGN LETTERS
- V No. 140 SPANDREL ARCH WITH FRISSE
- W No. 118 COLUMN 2'
- X No. 165 COLUMN 12"
- Y No. 993 GLAZING FRAME
- Z No. 873 GLAZING FRAME




SCALE
1" = 10'

MACFARLANE'S CASTINGS — EXAMPLES

No. LXX

Application of Enrichments, Terminals, Railings, &c., to buildings.

- A No. 235 TERMINAL 1'6"
- B No. 288 RAILING 2'7"
- C No. 309 TERMINAL 3'31"
- D No. 469 TERMINAL 2'0"
- E No. 52 ENRICHMENT 7"
- F No. 595 RAILING 2'0" WITH SIGN LETTERS
- G No. 231 TERMINAL 2'14"
- H No. 73 ROYAL ARMS 10'8" x 10'8"
- I SIGN LETTERS
- J No. 62 ENRICHMENT 11 1/2"
- K No. 595 RAILING 2'11" WITH SIGN LETTERS
- L No. 125 TERMINAL
- M No. 305 RAILING 2'11"
- N No. 47 ENRICHMENT 1'44"
- O No. 25 LAMP FILLAR 1'6" WITH No. 210 LANTERNS
- P No. 594 RAILING 1'6"
- Q No. 440 TERMINAL 1'8"
- R No. 595 RAILING 2'7"
- S No. 421 TERMINAL 2'8"
- T No. 140 SPANDREL ARCH
- U No. 125 COLUMN
- V No. 322 RAILING 1'94"
- W No. 76 LAMP FILLAR 10'0"



SECTION XXII.—WINDOWS.

FOR ROOFS, WALLS, PARTITIONS, DOORS, &c.

The lighting of Buildings cannot be too carefully considered in this era of large establishments often occupying confined situations, where accommodation can only be secured by the utmost utilization of ground space, necessitating increased facilities for lighting the back, central and upper apartments. Cast iron from its strength and durability under exposure to weather as well as from the light and graceful forms into which it can be fashioned, is the most suitable material for such purposes, as shown in the following designs, combining strength with lightness and simplicity with beauty, for Saloons, Halls, Offices, Warehouses, Billiard, Reading and Show Rooms, Mansions, Staircases, &c. Although our patterns of Cupola Windows are round or dome-shaped, they are all prepared for flat glass, thus both reducing the first cost of glazing, and avoiding the difficulty, annoyance and expense that attend the repairing of bent glass. The pleasing forms and ornamental grouping of the panes admit of charming effects in colour by means of variously arranged tints of glass, and also of richer stained glass decoration at very little additional expense—see Examples at end of Catalogue.

Please insert in specification "To be Macfarlane's Castings, from Saracen Foundry, Glasgow," to prevent an inferior article being supplied.


Windows.....	pages 627-633	Cupola and Roof Lights.....	pages 647-652
Semicircular Windows and Fanlights.....	" 634-640	Arch and Lean-to Roofs.....	" 653
Circular Windows.....	" 641-642	Example.....	" 654
Dormer Windows.....	" 643-646	Other Examples at end of Catalogue.	

The illustrations are arranged in the order of their Nos.

DIRECTIONS FOR ORDERING.


State Nos. and Sizes, and when necessary give rough sketch showing any addition or modification required. Other sizes than those shown—to order.

MACFARLANE'S CASTINGS — WINDOWS



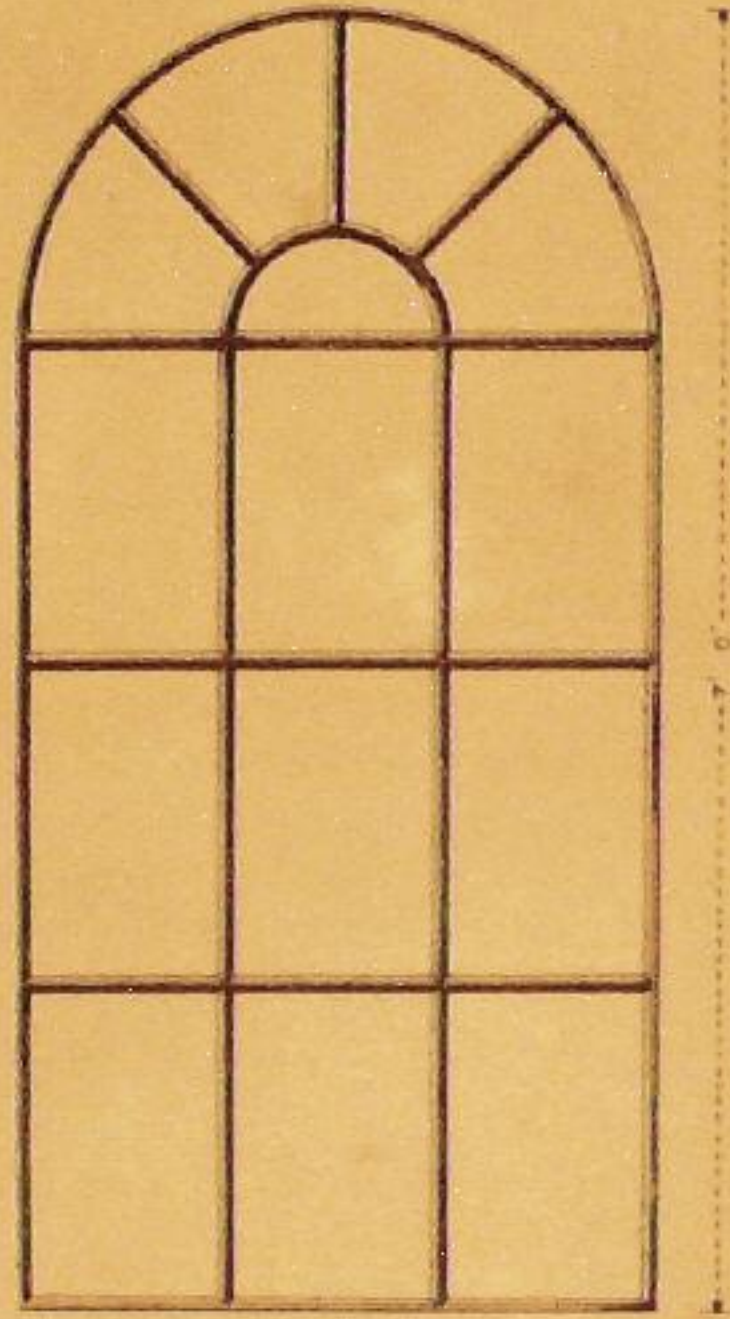
MAGFARLANE'S CASTINGS — WINDOWS

Nº 14




Top part is hinged for Ventilation.


Nº 16



Nº 15




Nº 17



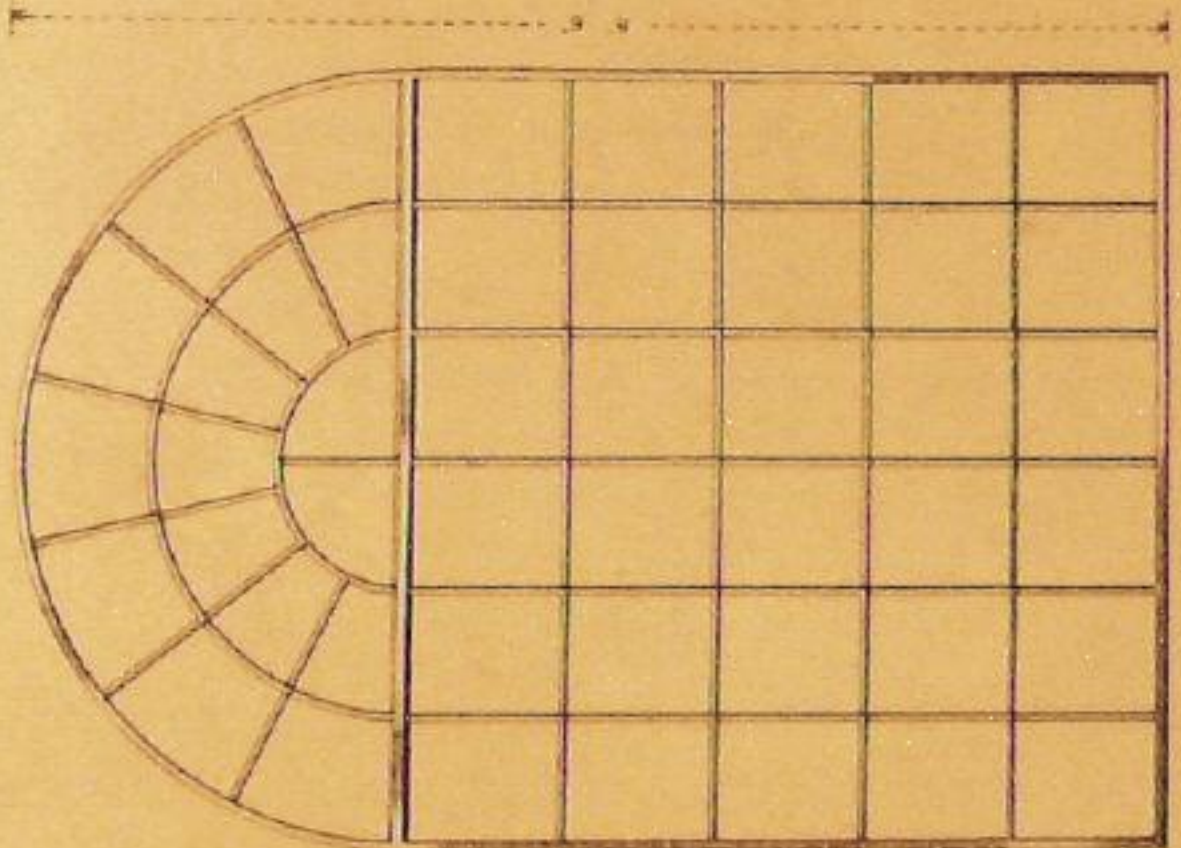
SCALE
0 2 4 FEET

MAGFARLANE'S CASTINGS — WINDOWS


Nº 20



Nº 20

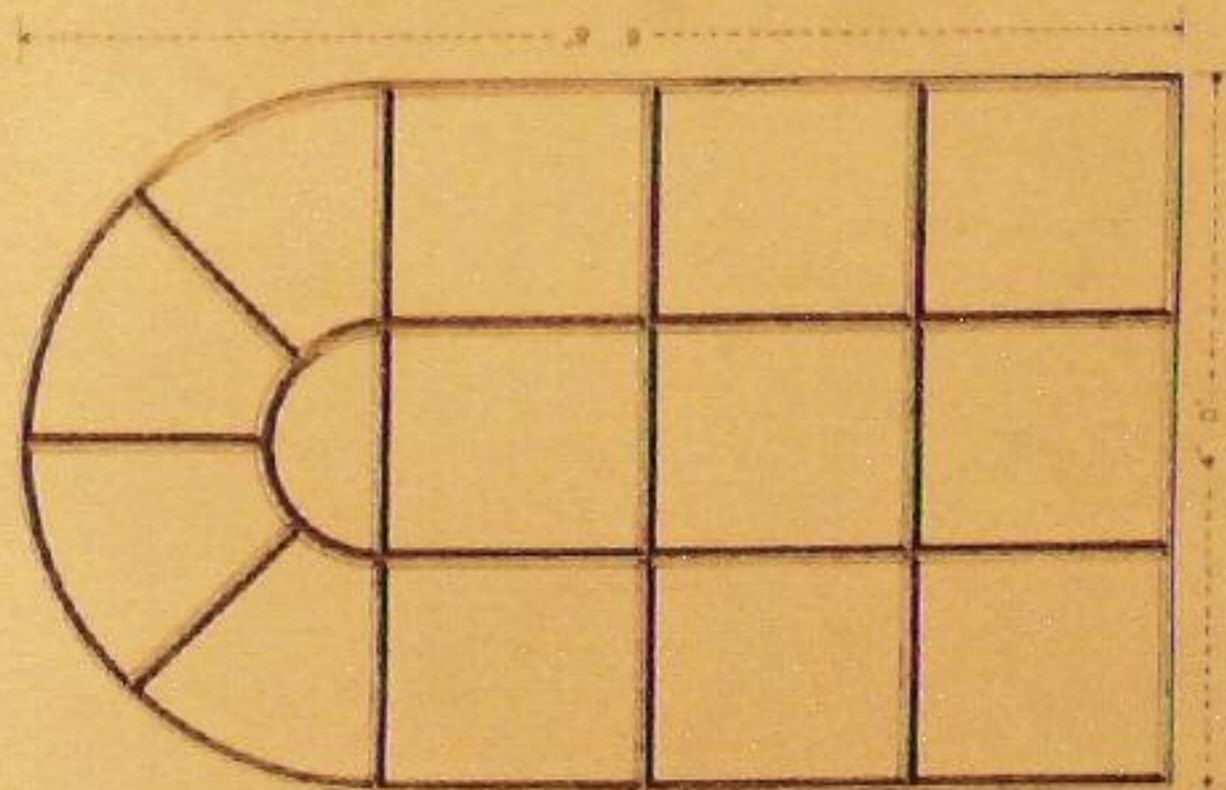


Nº 21




Nº 21

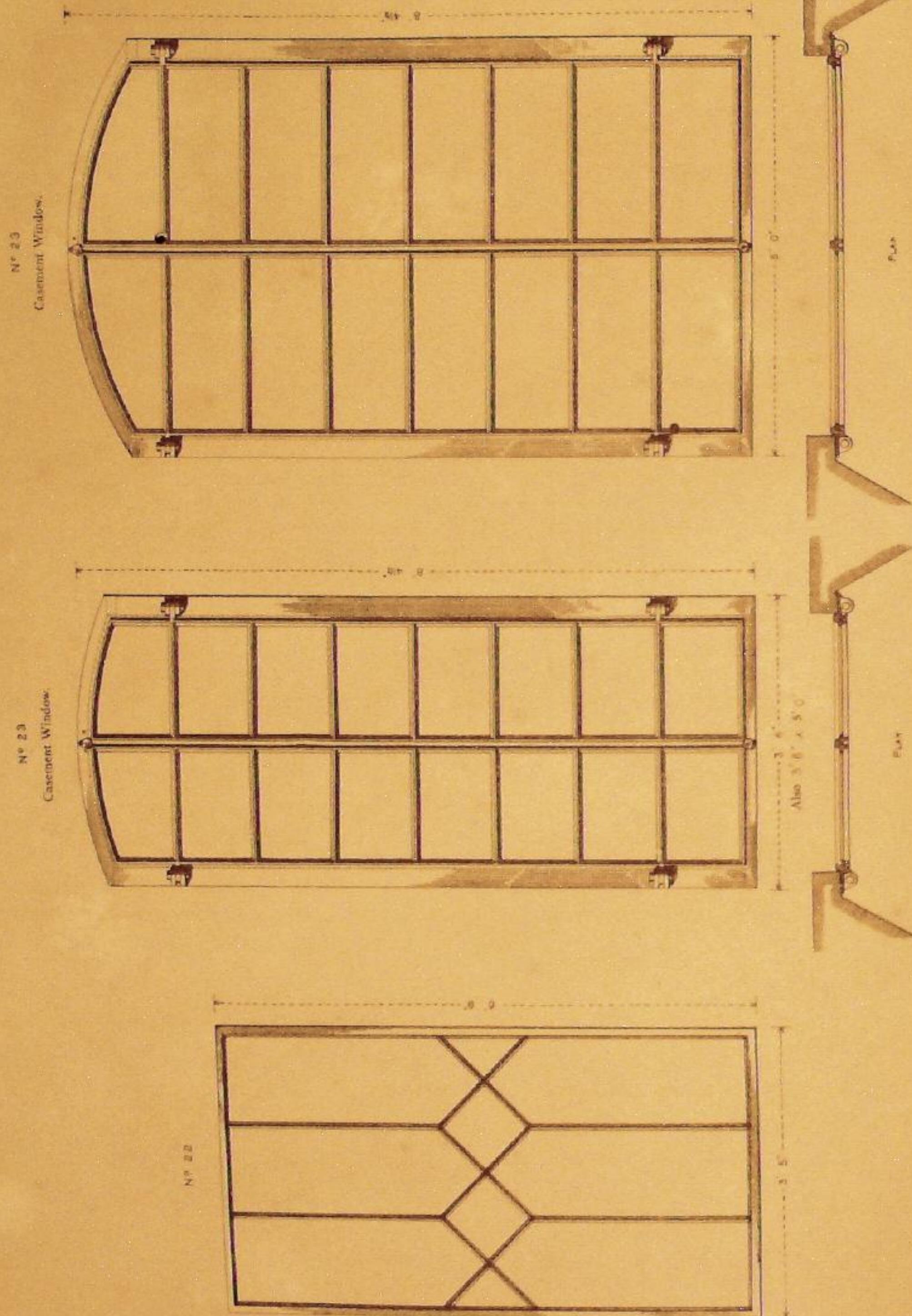
Nº 18




Nº 17



SCALE
0 2 4 FEET




Any size to order




MAGFARLANE'S CASTINGS — WINDOWS

Any size to order.


N^o 28
Panels 10" wide



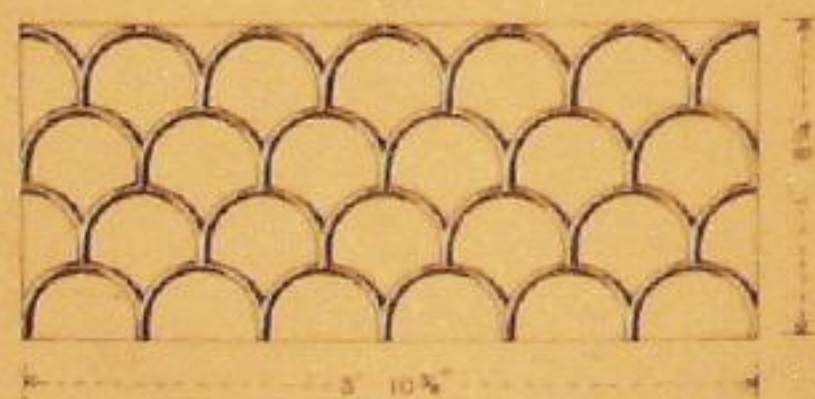
N^o 29
Panels 10" wide



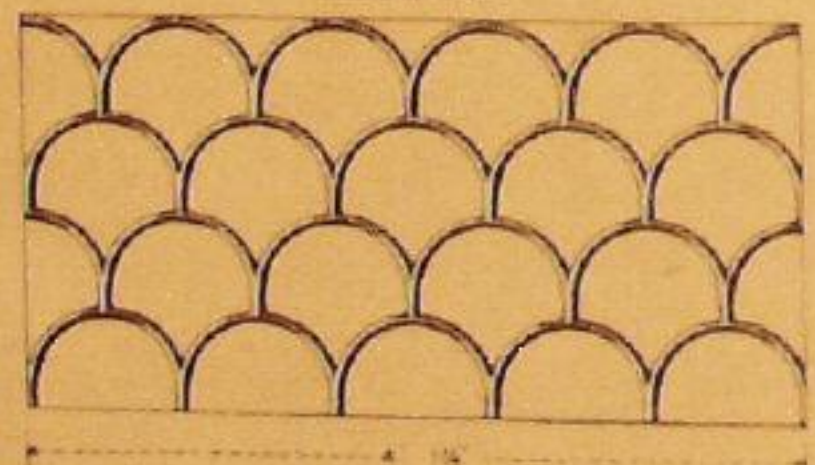
N^o 25
Panels 6" wide



N^o 27
Panels 7 1/2" wide



N^o 29
Panels 10" wide




SCALE




MAGFARLANE'S CASTINGS — WINDOWS

N^o 29

Glazed Partition for subdivision of apartments and transmission of light to the central and back premises of Shops, Warehouses, Offices, &c.
Any size to order.



N^o 31

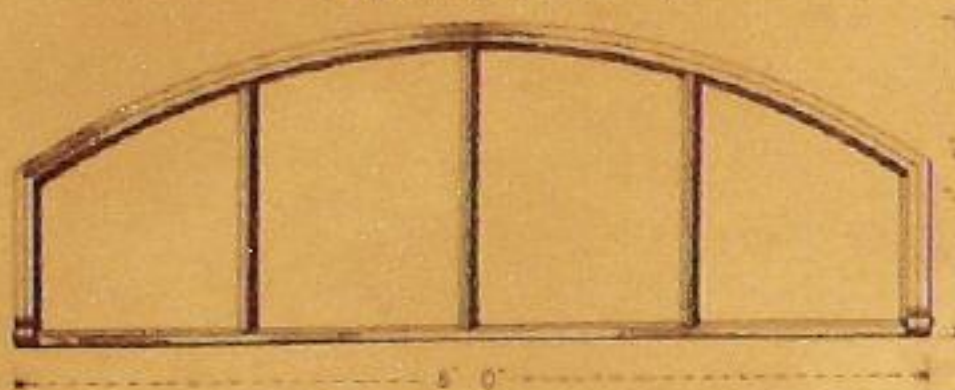


SCALE

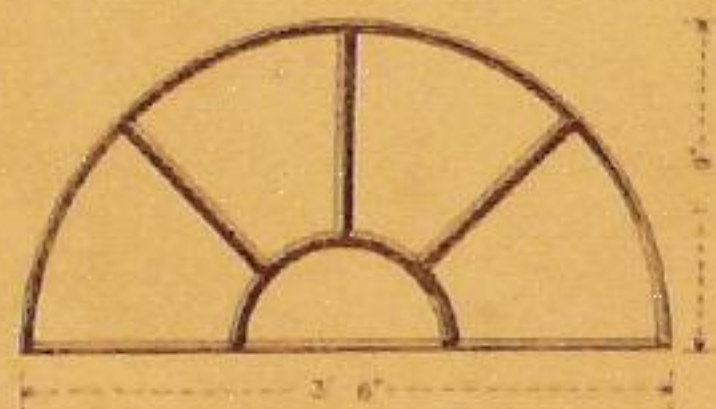


MACFARLANE'S CASTINGS — SEMICIRCULAR WINDOWS AND FANLIGHTS

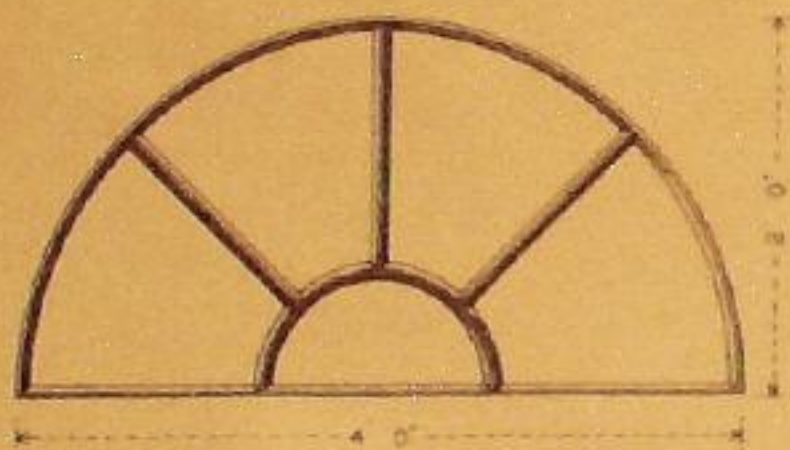
Nº 14
Hinged for Ventilation.



Nº 16




Nº 16




Nº 18




Nº 19




Nº 20




Nº 24



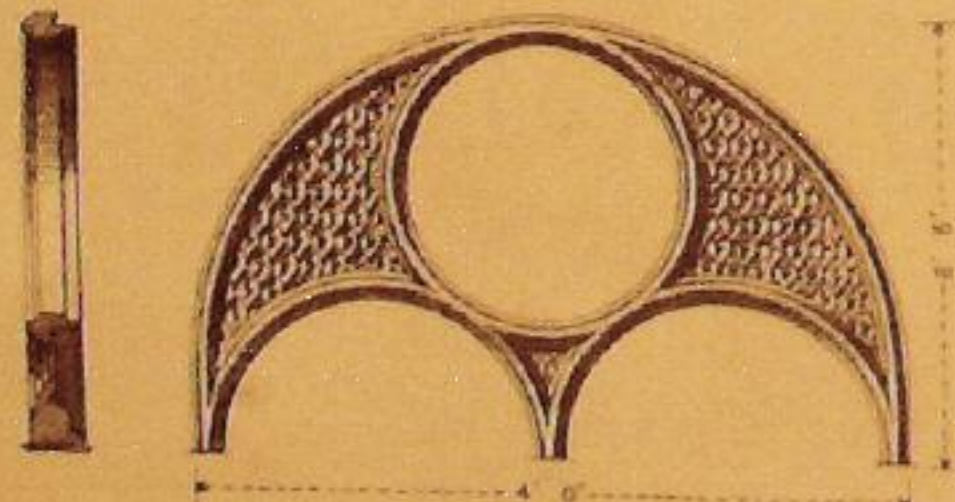
Nº 26




Nº 28



Nº 31




Nº 32




SCALE
4 FEET

MACFARLANE'S CASTINGS — SEMICIRCULAR WINDOWS


Nº 33




Nº 33



Nº 33




Nº 33



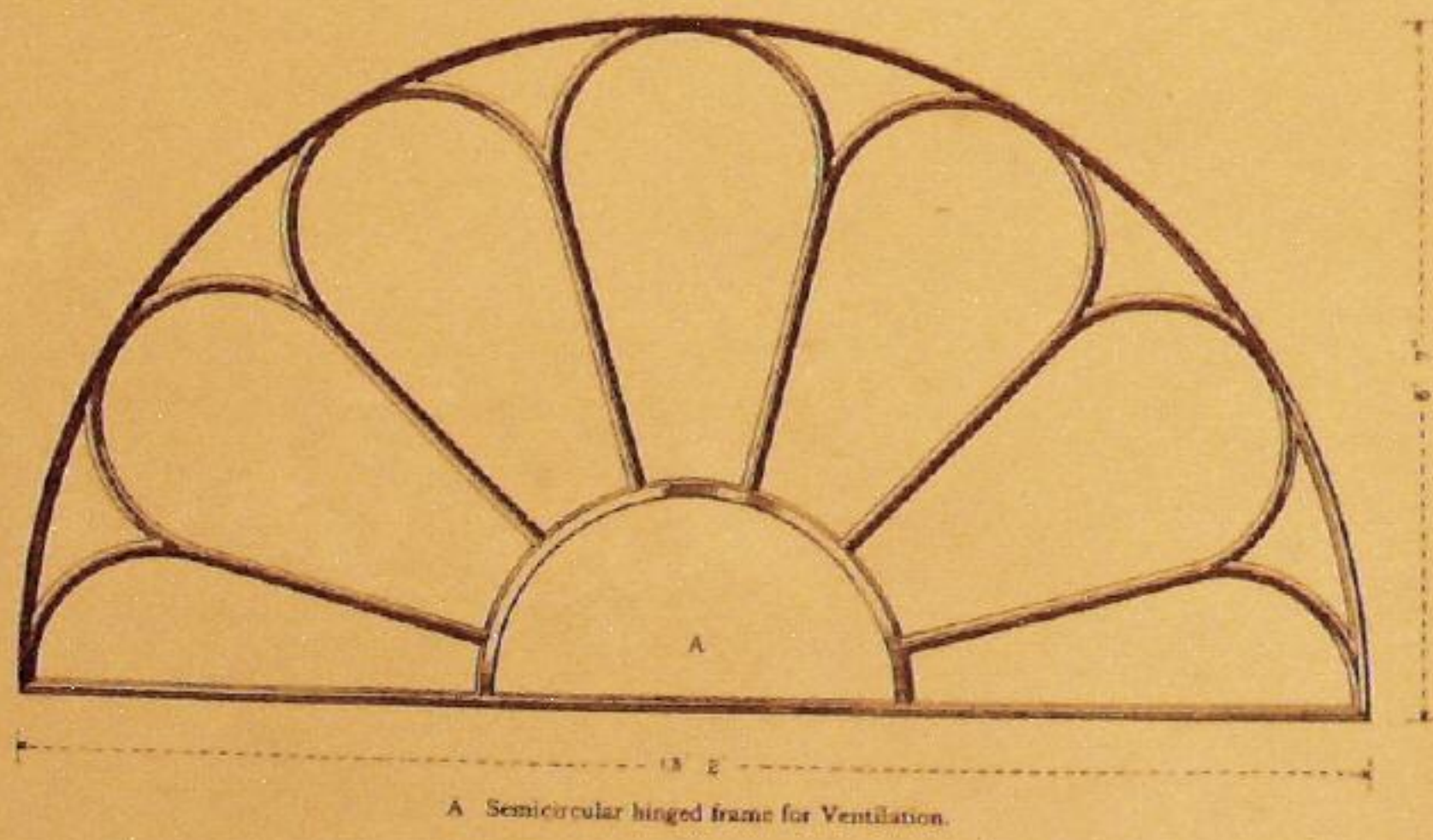
SCALE
4 FEET

MACFARLANE'S CASTINGS — SEMICIRCULAR WINDOWS

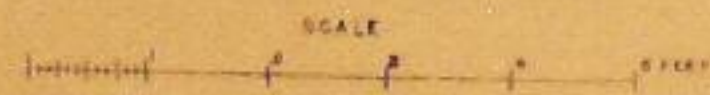
Nº 34



Nº 35

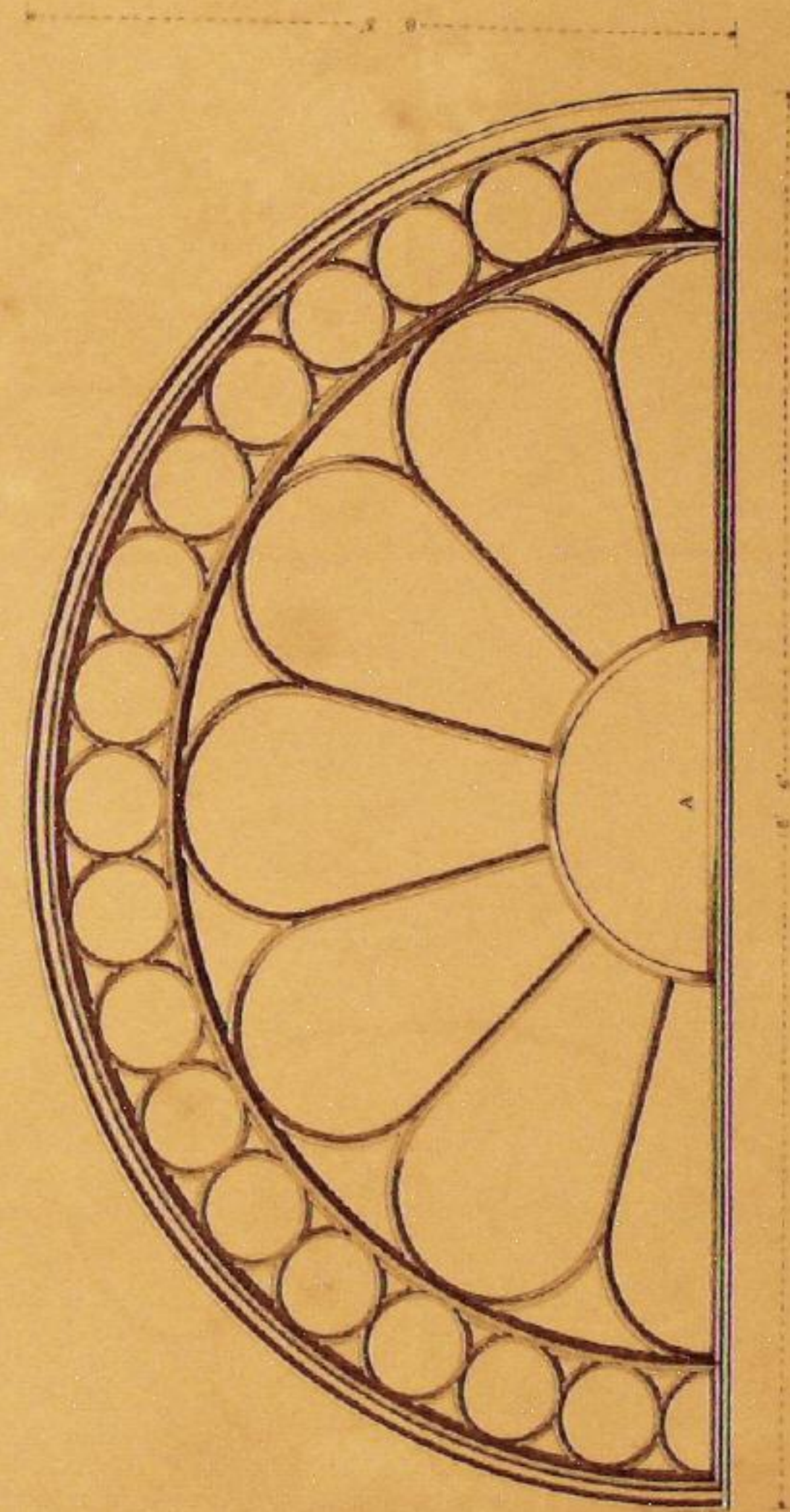


A Semicircular hinged frame for Ventilation.



MACFARLANE'S CASTINGS — SEMICIRCULAR WINDOWS

Nº 36




A Semicircular hinged frame for Ventilation.



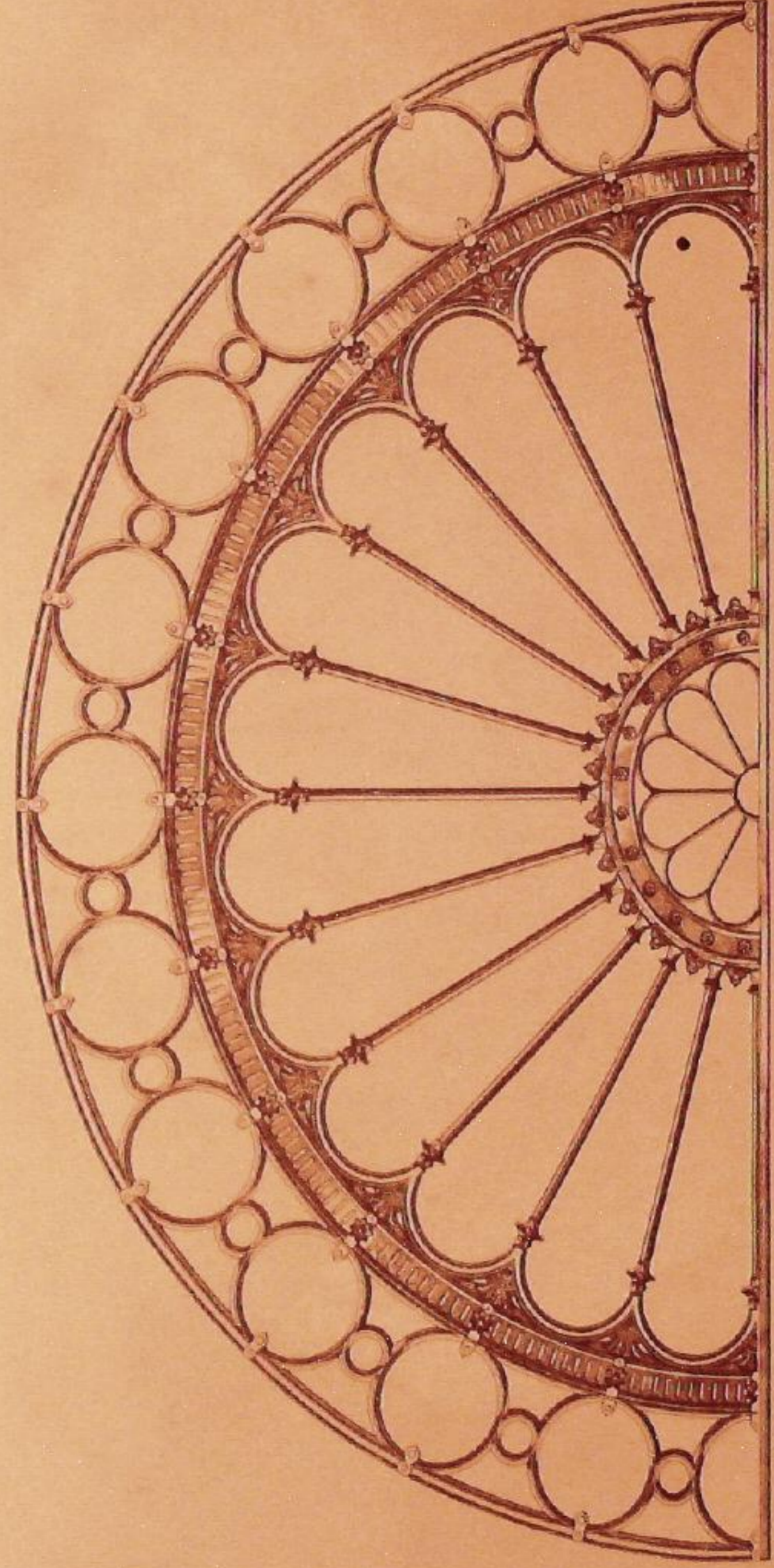
MACFARLANE'S CASTINGS — SEMICIRCULAR WINDOWS

NO 36




MACFARLANE'S CASTINGS — SEMICIRCULAR WINDOWS

NO 36




Nº 36



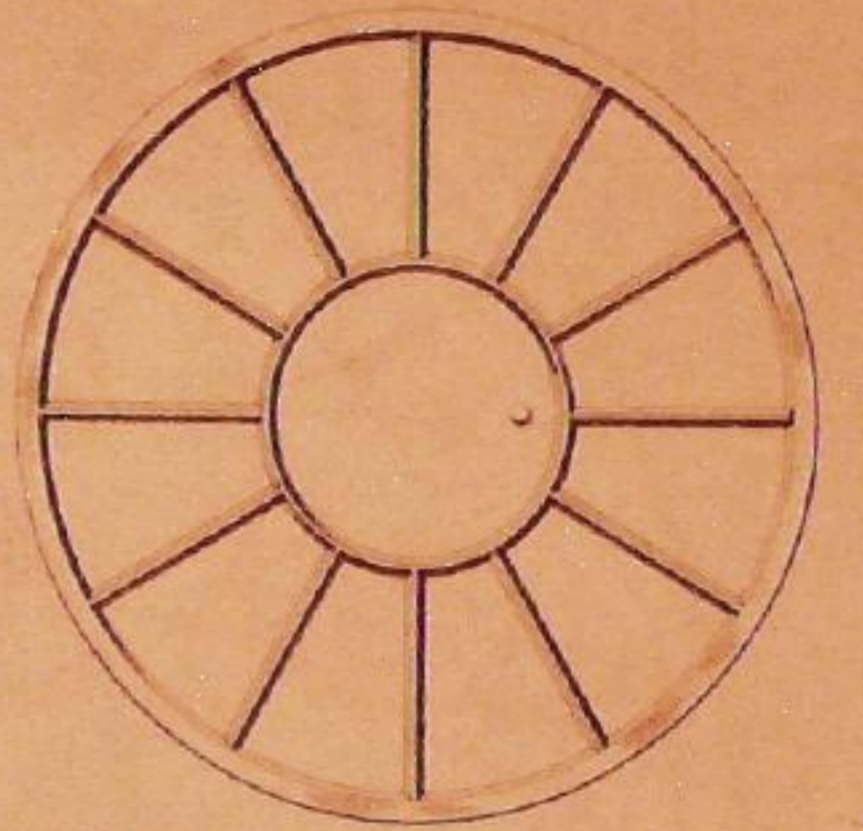
Nº 36




Nº 37




Nº 37



SCALE



Nº 38




A. Circular hinged frame for Ventilation.

SCALE




MACFARLANE'S CASTINGS — CIRCULAR WINDOWS

N° 38



A Circular hinged frame for Ventilation.



MACFARLANE'S CASTINGS — DORMER WINDOWS

With hinged frame for Ventilation—see side view below.

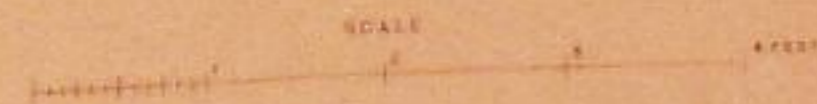

N° 39



N° 39




N° 39




MACFARLANE'S CASTINGS — DORMER WINDOWS

With hinged frame for Ventilation, see side view on page 643.


N^o 40



N^o 40



N^o 40




SCALE
1" = 1/2" FEET


MACFARLANE'S CASTINGS — DORMER WINDOWS

With hinged panes hinged to open as Casement. For side view see page 643.


N^o 41



N^o 41




N^o 41



SCALE
1" = 1/2" FEET

MACFARLANE'S CASTINGS — DORMER WINDOWS

Nº 42




SCALE 1/2" = 1 FOOT


MACFARLANE'S CASTINGS — CUPOLA AND ROOF LIGHTS

All prepared for FLAT GLASS


Nº 43




Nº 44




Nº 45





Nº 45



Nº 45





Nº 45



SCALE 1/2" = 1 FOOT

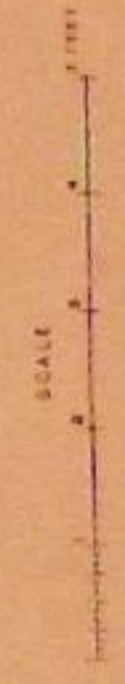


MACFARLANE'S CASTINGS — CUPOLA LIGHTS

All prepared for FLAT GLASS.



MACFARLANE'S CASTINGS — CUPOLA LIGHTS


All prepared for FLAT GLASS.




MACFARLANE'S CASTINGS — CUPOLA LIGHTS

All prepared for FLAT GLASS.

N^o 47




ELEVATION



PLAN LOOKING UP


SCALE




MACFARLANE'S CASTINGS — CUPOLA LIGHTS

All prepared for FLAT GLASS.

N^o 47




ELEVATION



PLAN LOOKING UP


SCALE




MACFARLANE'S CASTINGS — CUPOLA LIGHTS

All prepared for FLAT GLASS.

N^o 47




ELEVATION



PLAN LOOKING UP

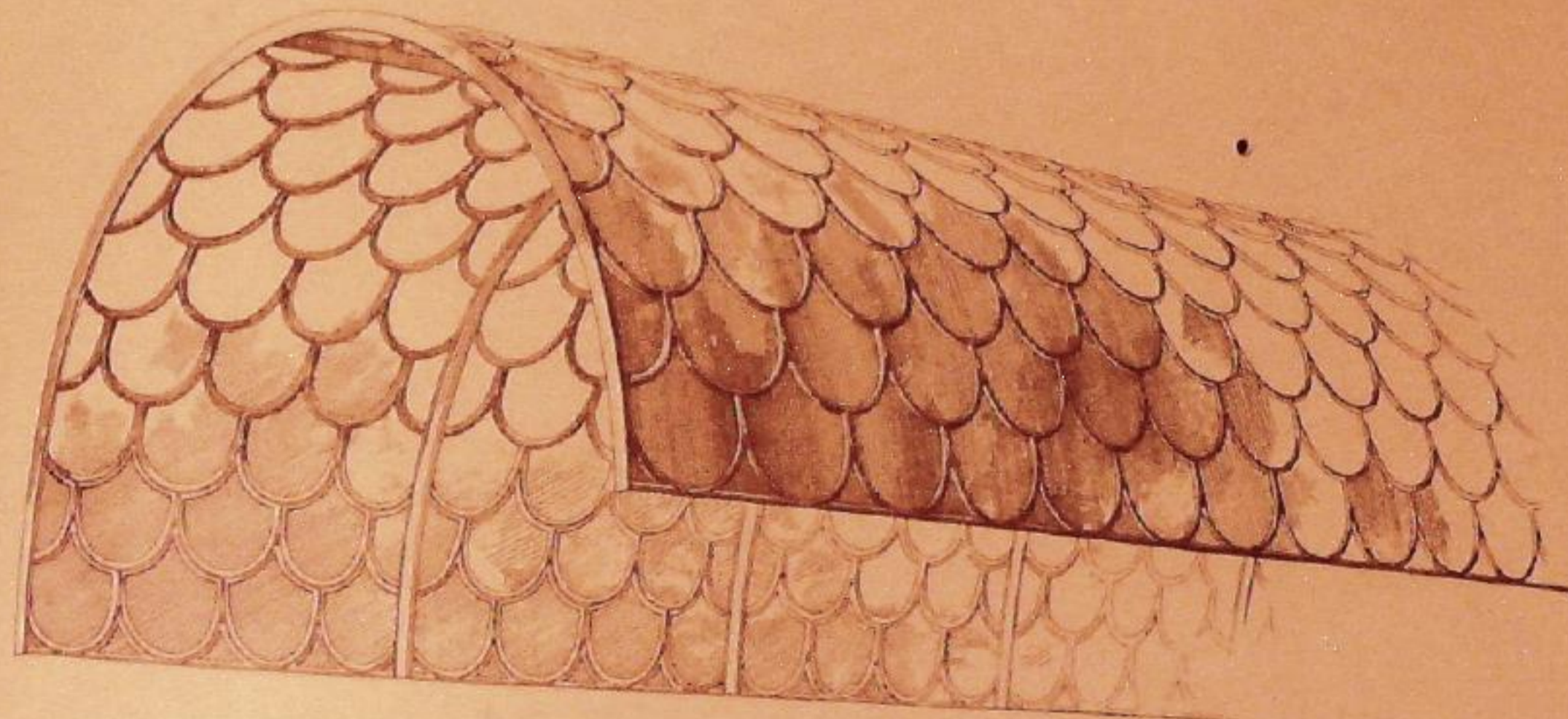
SCALE



MACFARLANE'S CASTINGS — ARCH AND LEAN-TO ROOFS


All prepared for FLAT GLASS.

N^o 48



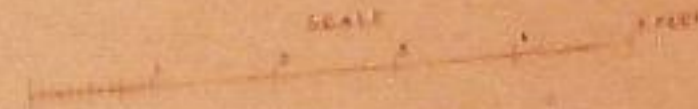
8' 0" and 12' 0" span.

N^o 49




4' 0" and 6' 0" projection.

SCALE



MACFARLANE'S CASTINGS — EXAMPLES

No. LXXI.
Application of Ironwork to Saloons, Offices, Halls, &c.




- A No. 45 CUPOLA LIGHT 17' 6" DIA.
- B No. 45 CUPOLA LIGHT 8' 6" DIA.
- C No. 317 BRACKET 3' 3" x 4' 6"

- D No. 35 BRACKET 4' 6" x 5' 5"
- E No. 129 COLUMN WITH BRACKET BELLY.
- F No. 156 CORBEL.

The Cupolas are prepared for flat glass. The centre panes 1 may be arranged to open for Ventilation and to suspend Lights.

- G No. 164 GRATING 1' 6"
- H No. 764 VENTILATING GRATING 1' 6"

SCALE




FEET

MACFARLANE'S CASTINGS — EXAMPLES

No. LXXII.

No. 45 Cupola Lights with ornamental stained glass.
Beautiful effects can also be obtained by means of simple tinted glass variously arranged.



SECTION XXIII.—STRUCTURES

FOR BUSINESS PREMISES, SHELTER, REST, SHADE, RECREATION, AND ORNAMENT.

The increasing tendency of population to congregate within confined areas, as in cities and towns, naturally calls for a new class of outdoor arrangements for recreation, in connection with Dwellings, Parks, Gardens, &c. Towards this end we have introduced a class of Structures, the illustrations of which in this Section only indicate to a very limited extent the numerous forms and purposes to which our patterns are adaptable. For assistance in designing other structures or in modifying these to suit special circumstances, refer to the preceding Sections of our Catalogue, which form an immense store of Architectural and Artistic Material of such extensive range in styles and sizes as to meet almost every requirement. The Structures here shown can be adapted to any sizes that may be required.

Please insert in specification "To be Macfarlane's Castings, from Saracen Foundry, Glasgow," to prevent an inferior article being supplied.

Porches, Door Hoods, with Balconies, &c.....	pages 657-659	Clock Towers with Lamps, Drinking Fountains, &c.....	pages 679-681
Verandahs, Porticoes, Covered Ways, Colonnades, Recreation		Conservatories, Winter Gardens, Floral Halls, Smoking Room,	
Pavilion, Vestibule with Carriage Canopy, &c.....	660-669	Airing Room, &c.,.....	682-688
Wall Shades, Door and Window Hoods, &c.....	669	Examples—Pavilion, Grand Stand, Semicircular Roof,	
Bandstands, Pavilions, Summerhouses, Arbours, Kiosks, &c.,	670-677	Aquarium, Fernery, Building Front, Building Decoration,	
Game and Meat Larder, &c.....	678	Shop Interior, W. H. Basin Stands, &c.,.....	689-693

See also Business Fronts, Shops, Arcades, &c., pages 597-599.

DIRECTIONS FOR ORDERING.

Give as full particulars as possible of the purpose and style of the structure required, also of the foundations or building it is to be fixed to, and a rough sketch with all important sizes accurately figured.

MACFARLANE'S CASTINGS — PORCH WITH BALCONY

NO. 201



- A No. 708 RAILING STANDARD
- B No. 150 RAILING 2 FT WITH HANDRAIL
- C No. 10 GUTTER 6" x 4 1/2"
- D No. 3 GIRDER 7 1/2"
- E No. 55 BRACKET 8 1/2" x 5 1/2"
- F No. 123 COLUMN 6" x 10 1/2"
- G No. 14 LAMP 3 1/2"

MACFARLANE'S CASTINGS — DOOR HOOD WITH BALCONY

Nº 202



- A No. 205 RAILING STANDARD
- B No. 155 RAILING 2 1/2" WITH HANDRAIL
- C No. 10 GUTTER 6" x 4"
- D No. 5 GIRDER 7 1/2"
- E No. 52 BRACKET 8" x 10"
- F No. 14 LAMP 5"

MACFARLANE'S CASTINGS — PORCHES &c

Nº 203



- A No. 7 ANTEPILO 7"
- B No. 55 CRESTING 5"
- C No. 22 GUTTER 5" x 4"


Nº 204



- D No. 7 GIRDER 5 1/2"
- E No. 108 COLUMN 3 1/2" x 6"
- F No. 45 RAILING 2 1/2"
- A No. 54 TERMINAL 1 1/2"
- B No. 264 CRESTING 12"
- C No. 50 GUTTER 6" x 4"
- D No. 109 FRISK RAIL 7 1/2"
- E No. 22 SPANDREL ARCH 7 1/2" x 7 1/2"
- F No. 56 BRACKET 1 1/2" x 2 1/2"
- G No. 125 COLUMN 2" x 7"
- H No. 60 BALUSTER 2 1/2" WITH HANDRAIL


MACFARLANE'S CASTINGS — PORCHES &c

Nº 205



- A No. 45 ARCH ROOF PARAPET FOR FLAT GLASS
- B No. 64 TERMINAL 7 1/2"
- C No. 489 CRESTING 7 1/2"
- D No. 54 SEMICIRCULAR WINDOW
- E No. 10 GUTTER 6" x 4"
- F No. 110 COLUMN 2"
- G No. 140 SPANDREL ARCH
- H No. 20 SEMICIRCULAR WINDOW
- I No. 110 COLUMN 2"
- J No. 2 DADO PLATE


Nº 206



- A No. 368 BALCONY RAILING 1 1/2"
- B No. 594 TERMINAL 1 1/2"
- C No. 10 GUTTER 6" x 4"
- D No. 155 STANDBEL ARCH
- E No. 1 FILLASTER
- F No. 2 DADO PLATE WITH HANDRAIL

MACFARLANE'S CASTINGS — VERANDAH, PORTICO, COVERED WAY, COLONNADE &c


Nº 207



- A No. 7 ANTEFIXE 7".
- B No. 86 CRESTING 5".
- C No. 25 GUTTER 5" x 4".
- D No. 7 GIRDER 5 1/2".
- E No. 128 COLUMN 24" x 4 1/2".

MACFARLANE'S CASTINGS — VERANDAH, REFRESHMENT STALL, WAITING ROOM &c


Nº 208



- A No. 24 CRESTING 7 1/2" WITH NO. 20 TERMINALS.
- B No. 264 CRESTING 2 1/2" WITH NO. 14 TERMINALS.
- C GUTTER CORNICE.
- D No. 23 PRINCE RAIL 1 1/2".
- E No. 65 BRACKET 1 1/2" x 2 1/2".
- F No. 144 TERMINAL 2 1/2" x 3 1/2".
- G No. 128 COLUMN 5".
- H No. 2 SCREEN PLATE.
- I No. 2 DADO PLATE WITH HAZELNUT.
- J No. 48 ARCH ROOF FOR FLAT GLASS.
- K No. 1 SIGN LETTERS WITH FRAME.

MACFARLANE'S CASTINGS — VERANDAH, PORTICO, COVERED WAYS, COLONNADES &c

Nº 209



- A No. 20 TERMINAL 5 1/2".
- B No. 429 CRESTING 7 1/2".
- C No. 100 TERMINAL.
- D No. 25 CRESTING 6".
- E No. 20 GUTTER 5" x 4".
- F No. 2 GIRDER.
- G No. 21 BRACKET 1 1/2" x 1 1/2".
- H No. 62 BRACKET 1 1/2" x 3 1/2".
- I No. 119 COLUMN 8" x 7 1/2".


Nº 210



- A No. 31 TERMINAL 1 1/2".
- B No. 12 CRESTING 4 1/2".
- C No. 10 GUTTER 4 1/2" x 2 1/2".
- D No. 54 SPANDIL ARCH.
- E No. 2 FILASTER 5".


MACFARLANE'S CASTINGS — VERANDAHS, PORTICOS, COVERED WAYS, &c

Nº 211



- A No. 30 TERMINAL 21".
- B No. 439 CRESTING 7".
- C No. 10 GUTTER 7" x 4 1/2".
- D No. 7 GIRDER 6 1/2".
- E No. 55 BRACKET 12" x 7 1/2".
- F No. 1 SPANDREL SHAFT.
- G No. 131 COLUMN 6" x 7 1/2".
- H No. 1 DADO PLATE 2" x 6" WITH HANDRAIL.
- I No. 251 TRIANGULAR PANEL 7 1/2" x 1 1/2".

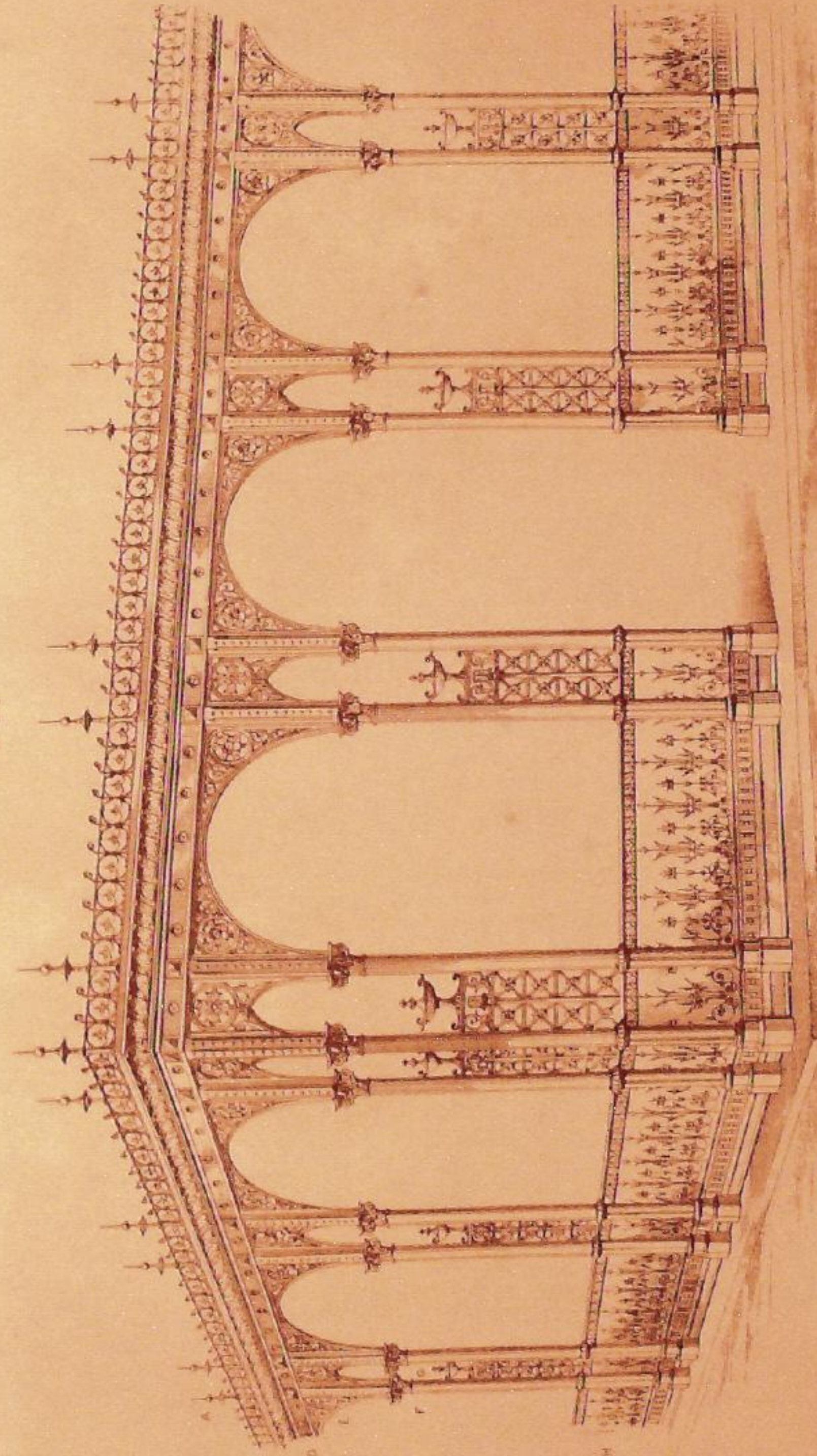
Nº 212



- A No. 1069 BALCONY RAILING 1 1/2".
- B No. 104 TERMINAL 11".
- C No. 101 GUTTER 6" x 4 1/2".
- D No. 158 SPANDREL ARCH.
- E No. 1 FILASTER.
- F No. 2 DADO PLATE WITH HANDRAIL.

MACFARLANE'S CASTINGS — VERANDAH, PORTICO, COLONNADE, RECREATION PAVILION, &c

Nº 210

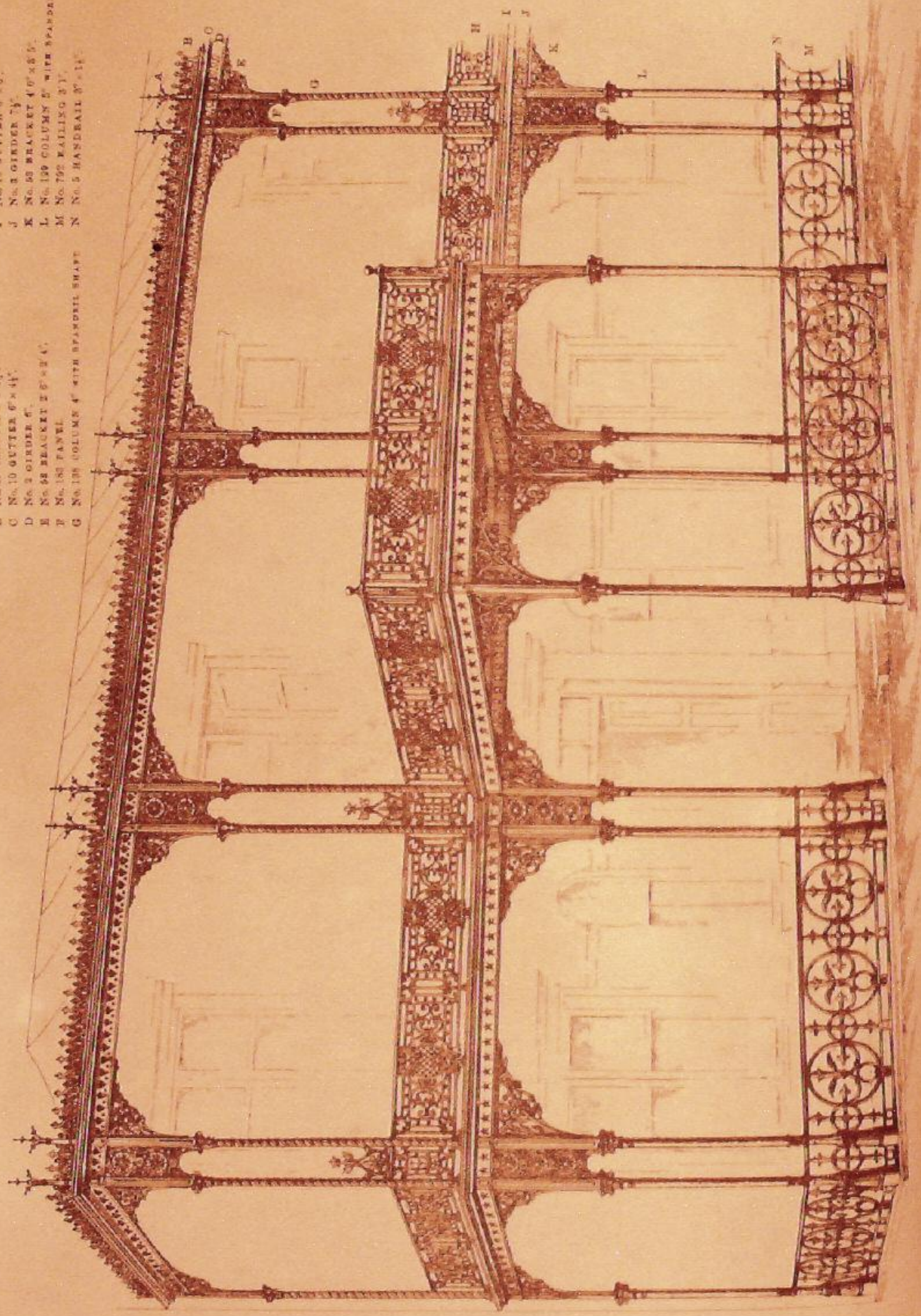


- A No. 135 TERMINAL 1 1/2".
- B No. 1075 RAILING 1 1/2".
- C No. 31 BUTTER 5" x 6".
- D PRIZE GIRDER WITH ROSETTE.
- E No. 17 SPANDREL ARCH 6 1/2" x 3 1/2".
- F No. 134 COLUMN 4" x 6".
- G No. 271 RAILING STANDARD.
- H No. 2 DADO PLATE 2" x 6" WITH HANDRAIL.

MACFARLANE'S CASTINGS — VERANDAH, PORTICO, CARRIAGE CANOPY AND BALCONY

NO 314

- A No 80 TERMINAL 5' 7"
- B No 89 CRESTING 1' 3"
- C No 10 OUTER 6' 4"
- D No 3 GIRDER 7"
- E No 82 BRACKET 4' 0" x 8' 5"
- F No 180 FANELL
- G No 128 COLUMN 4' WITH SPANDREL SHAFT
- H No 421 BALCONY RAILING 2' 4"
- I No 10 OUTER 6' 4"
- J No 3 GIRDER 7"
- K No 82 BRACKET 4' 0" x 8' 5"
- L No 128 COLUMN 4' WITH SPANDREL SHAFT
- M No 192 RAILING 3' 7"
- N No 5 HANDRAIL 3' 11"



MACFARLANE'S CASTINGS — VERANDAH, PORTICO, COVERED WAY, COLONNADE, BALCONY, &c


NO 215



- A No 106 RAILING 5' 10" WITH HANDRAIL
- B No 107 RAILING STANDARD
- C ORNAMENTAL GIRDER
- D No 128 SPANDREL ARCH
- E No 128 COLUMN 4' WITH HANDRAIL SHAFT 3' 11"

MACFARLANE'S CASTINGS — VERANDAH, PORTICO, COVERED WAY, COLONNADE &c


Nº 216



- A No 159 TERMINAL 5'0"
- B No 166 TERMINAL 5'10"
- C No 11 HANDRAIL 6'x31"
- D No 266 RAILING 1'1"
- E BASE RAIL
- F No 19 OUTER 10'x6"
- G No 89 BRACKET 6'x14"
- H ORNAMENTAL FACIA
- I No 5 GIRDER 7'1"
- J No 51 SPANDREL ARCH 5'11 1/2'x4'3"
- K No 132 COLUMN 8' WITH SPANDREL SHAFT CAST ON
- L No 154 PENDANT LANTERN 24"

C
D
E
F
G
H

MACFARLANE'S CASTINGS — VERANDAH, PORTICO OR VESTIBULE WITH CARRIAGE CANOPY




NO 217

- A No. 12 ORNAMENTAL FACIA
- B No. 84 TERMINAL 10" GALIE CORNER
- C No. 84 TERMINAL 10" APES
- D No. 131 FOLIATED SPANDREL
- E No. 81 FIGURED GUTTER 8" x 6"
- F ORNAMENTAL FACIA
- G No. 87 SPANDREL ARCH 8 1/4" x 4"
- H No. 84 SEMICIRCULAR WINDOW 8" x 4"
- I No. 136 COLUMN 4" WITH SPANDREL SHAPE
- J No. 2 DADO PLATE 8" x 8" WITH BIRDRAIL

MACFARLANE'S CASTINGS — WALL SHADES, COVERED WAYS, DOOR AND WINDOW HOODS, &c

These can be made of any length, also in single bays for Entrance, Door and Window Hoods, and any width between the brackets. The roofs may either be glazed or opaque as desired.



NO 218

- A No. 100 GUTTER 8" x 6"
- B No. 212 REVELED BRACKET 5" x 7"
- C GLAZED OR OPAQUE ROOF

NO 219

- A GLAZED OR OPAQUE ROOF
- B No. 112 GUTTER 8" x 6"
- C No. 815 BARGE FRET 8"
- D No. 126 BRACKET 6" x 7 1/2"


NO 220

- A No. 100 GUTTER 8" x 6"
- B No. 211 REVELED BRACKET 5" x 7"
- C GLAZED OR OPAQUE ROOF

MACFARLANE'S CASTINGS — BANDSTAND, PAVILION, SUMMERHOUSE, ARBOUR, KIOSK, &c

No 221


- A No. 185 TERMINAL 8" 6"
- B No. 81 TERMINAL 10"
- C No. 101 GUTTER 5" 6"
- D No. 146 BRACKET 2' 10" x 2' 0"
- E No. 125 SPANHEL ARCH
- F No. 147 COLUMN 2' x 10"
- G No. 1 DADO PLATE 2' 0" WITH RAIL



MACFARLANE'S CASTINGS — SUMMERHOUSE, BANDSTAND, PAVILION, ARBOUR, KIOSK, &c

No 222


- A No. 80 TERMINAL WITH SCROLLS AT BASE
- B No. 82 CRESTING 2' 0"
- C No. 201 TERMINAL 2' 10"
- D No. 104 CRESTING 9"
- E No. 45 GUTTER 5' x 4"
- F No. 2 GIRDER 8"
- G No. 33 BRACKET 2' 0" x 2' 0"
- H No. 133 COLUMN 4' x 10"
- I No. 1 DADO PLATE 2' 0"
- J No. 2 HANDRAIL 2' x 12"



MACFARLANE'S CASTINGS — BANDSTAND, PAVILION, SUMMERHOUSE, ARBOUR, KIOSK, &c

NO 223


- A No. 209 TERMINAL 9'10" WITH CORONAL
- B No. 81 TERMINAL 7'6"
- C No. 10 GUTTER 4'7" x 4'6"
- D No. 815 DRIP FRONT 6'
- E No. 255 BRACKET 4'1" x 2'7"
- F No. 99 SPANDREL ARCH 6'0" x 2'11"
- G No. 125 COLUMN 6'
- H No. 2 DADO PLATE 3'0"
- I No. 11 GARDEN BENCH




MACFARLANE'S CASTINGS — BANDSTAND, PAVILION, SUMMERHOUSE, ARBOUR, KIOSK, &c

NO 224

- A No. 26 TERMINAL 4'7"
- B No. 84 TERMINAL 10'
- C No. 10 GUTTER 6' x 6'6"
- D No. 2 GIRDER 6'
- E No. 92 COLUMN BRACKET 2'11" x 3'6"
- F No. 104 COLUMN 6' WITH SPANDREL BRACE
- G No. 1106 RAILING 2'10" WITH HANDRAIL


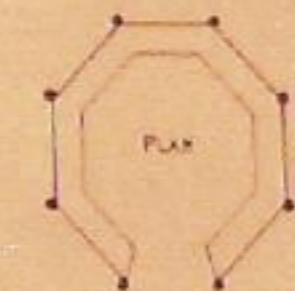


No 225



- A No 200 TERMINAL 4' 10" WITH CORONAL
- B No 54 TERMINAL 3 1/2'
- C No 55 CURB PLATE WITH CORNICE MOLDING
- D No 54 TERMINAL 3 1/2'
- E No 7 ANTEFIXE 7"
- F No 51 CORNICE ENRICHMENT 1' 6"
- G No 59 SPANDREL ARCH 3' 6" x 2' 1 1/2"
- H No 122 COLUMN 6'
- I No 1000 RAILING 3' 6" WITH HANDRAIL


No 226




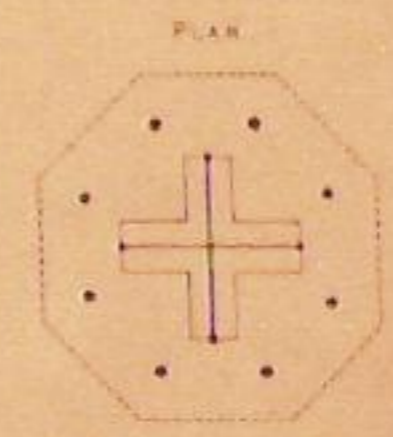
- A No 50 TERMINAL
- B No 50 TURRET CAP
- C No 50 TERMINAL 3 1/2'
- D No 54 CURBING 1' 6"
- E No 50 OUTER 3' x 4'
- F No 53 FINISH RAIL 7 1/2"
- G No 55 BRACKET 2 1/2' x 2' 6"
- H No 100 COLUMN 2' x 6"
- I No 270 TERMINAL 3' x 2 1/2'
- J No 2 SCREEN 14' x 6"
- K No 2 DADO PLATE 3' 6"
- L No 12 BENCH STANDARD

NY 227

- A No. 430 TERMINAL 6" 6"
- B No. 34 TERMINAL 7 1/2"
- C No. 10 OUTER 6" x 4 1/2"
- D No. 315 DRIF FRET 9"
- E No. 102 COLUMN 6 1/2"
- F No. 3 DADO PLATE 2' 6" WITH BARRAIL
- G No. 11 GARDEN BENCH WITH TABLE




NY 228



- A No. 209 TERMINAL 4 1/2"
- B No. 71 TERMINAL 1 3/4"
- C No. 37 CRESTING 5"
- D No. 45 OUTER 4" x 5"
- E No. 264 DRIF ORNAMENT 2 1/2"
- F No. 105 COLUMN 7' 7 1/2" WITH NO. 45 BRACKETS 1' 6 1/2" x 1' 3 1/2"
- G No. 103 TERMINAL 1' 6"
- H No. 38 CRESTING 5"
- I CAST IRON SCREEN PLATE
- J No. 11 BENCH STANDARD


Nº 229



- A No. 421 TERMINAL 5'0" WITH BIRD
- B No. 84 TERMINAL 1'6"
- C No. 19 OUTER 5'0" x 4'6"
- D No. 515 DRIP FREE 9'


- E No. 128 COLUMN 5'
- F No. 3 DADO PLATE 5'0" WITH TOP RAIL
- G WIRE GAUZE WINDOWS FOR LIGHT AND VENTILATION

Nº 280



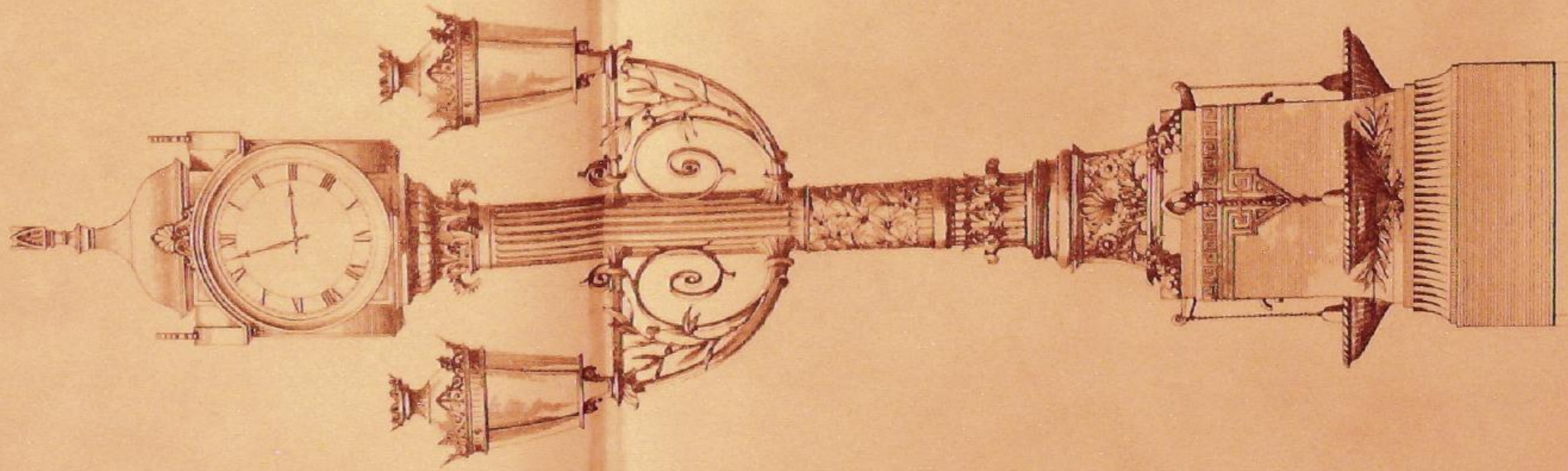
- A No. 86 TERMINAL 4'0"
- B No. 182 CORONAL
- C No. 202 TERMINAL
- D No. 102 TERMINAL 1'6"
- E CLOCK FRAME FOR DIALS 4'0" DIA.
- F No. 34 TERMINAL
- G No. 264 CRESTING 9'6"
- H No. 143 TERMINAL 1'5"
- I No. 19 GUTTER CORNICE
- J No. 2 GIRDER 6'
- K No. 53 BRACKET 2'0" x 4'
- L No. 104 COLUMN 5'
- M No. 113 TERMINAL 5'7" x 5'0"
- N No. 33 CURB PLATE 20'6"
- O DRAGON ENRICHMENT
- P ROOF IN SLATE OR IRON
- Q No. 29 GUTTER 8'0" x 8'0"
- R No. 53 BRACKET 4'0" x 3'0"
- S No. 13 LAMP BRACKET 3'0"
- T No. 128 COLUMN 5' x 5'0"
- U No. 7 DRINKING FOUNTAIN
- V No. 11 BENCH

NO 232



NO 231

With or without Lamps or Drinking Fountains




SCALE

FEET

SCALE

FEET

NO 233



- K No 2 SCREEN PLATE
- L No 2 DADO PLATE
- M No 233 CONSERVATORY
- N No 23 BRACKET 2'6" x 2'6"
- O No 235 COLUMN 2'


- F OUTER CORNICE
- G No 23 FRISK BAIL 1'11"
- H No 23 SCANDILL ARCH 12'6" x 6'6"
- I No 23 SPANDILL ARCH 12'6" x 6'6"
- J No 23 COLUMN 2' x 2'6"

- A No 231 TERMINAL 2'11"
- B No 234 CRESTING 91"
- C No 235 CRESTING 71"
- D No 24 SEMICIRCULAR WINDOW 12'0" x 6'6"
- E No 24 ARCH ROOF 12'0" x 6'6"

FF are opening windows which slide right and left to QQ. The roof is prepared for flat glass.

Can be adapted to any size or plan to order.

NO 234




- A No 231 TERMINAL 2'11"
- B No 234 CRESTING 91"

- C No 235 CRESTING 71"
- D No 24 TERMINAL 71"

- E EAVES OUTER
- F No 23 FRISK BAIL 1'11"

NO 235

The curved roof is prepared for flat glass.




- A No 231 TERMINAL 2'11"
- B No 234 CRESTING 91"
- C No 235 CRESTING 71"

- D No 24 TERMINAL 71"
- E EAVES OUTER
- F No 23 FRISK BAIL 1'11"

- G No 24 SEMICIRCULAR WINDOW 12'0" x 6'6"
- H No 24 ARCH ROOF 12'0" x 6'6"

MACFARLANE'S CASTINGS — CONSERVATORIES

NO 236



- A No. 107 TERMINAL 3' 6"
- B No. 254 CRESTING 2 1/2'
- C No. 429 CRESTING 3 1/2'

- D No. 84 TERMINAL 10'
- E No. 48 OUTER 7' x 4 1/2'
- F No. 84 TERMINAL 2 1/2'

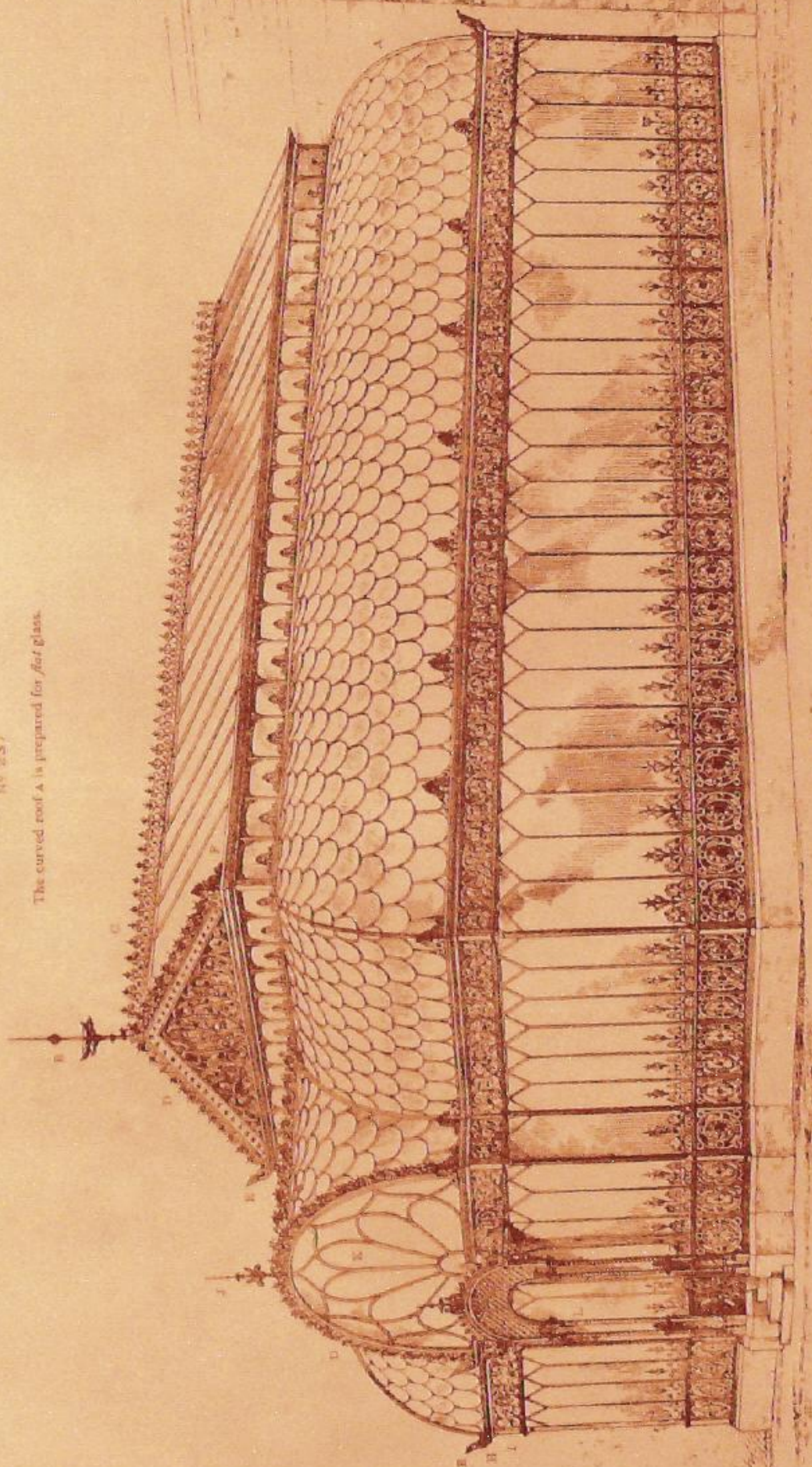
- G No. 83 OUTER 4 1/2' x 3'
- H No. 25 FRIESE RAIL 1 1/2'
- I No. 125 COLUMN 8'

- J No. 48 OUTER 6' x 4 1/2'
- K No. 250 PANEL
- L No. 125 COLUMN 8'

MACFARLANE'S CASTINGS — CONSERVATORIES

NO 237

The curved roof A is prepared for flat glass.



- A No. 49 CURVED ROOF
- B No. 108 TERMINAL 4' 6"
- C No. 254 CRESTING 2 1/2'
- D No. 429 CRESTING 3 1/2'

- E No. 84 TERMINAL 10'
- F No. 48 OUTER 7' x 4 1/2'
- G No. 84 TERMINAL 2 1/2'
- H No. 48 OUTER 7' x 4 1/2'

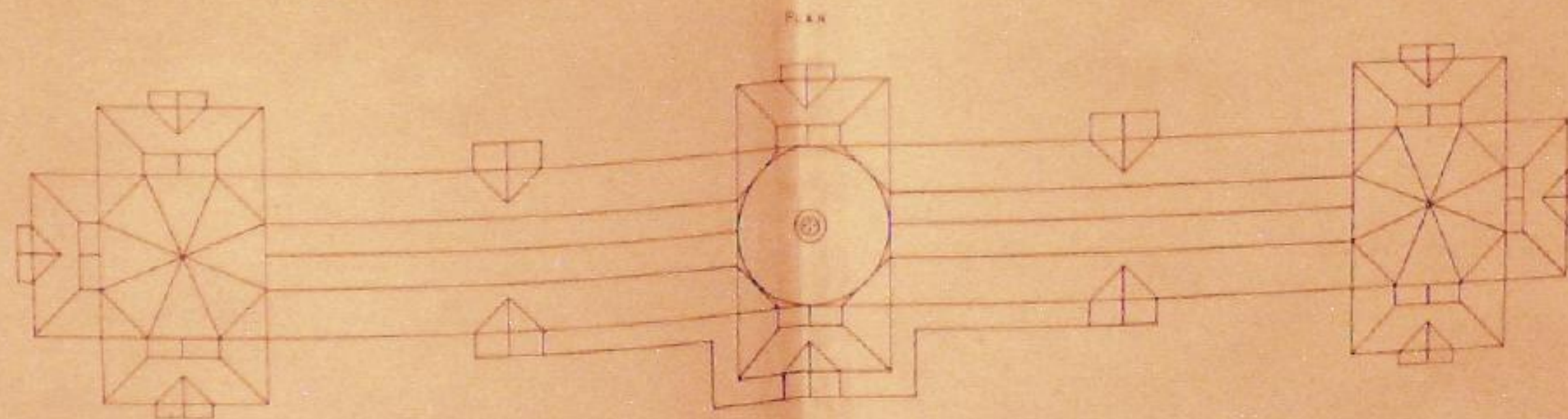

- I No. 25 FRIESE RAIL 1 1/2'
- J No. 251 TERMINAL 2 1/2'
- K No. 24 SEMICIRCULAR WINDOW 12' 6" x 8' 0"
- L No. 125 COLUMN 8'

MACFARLANE'S CASTINGS — CONSERVATORY, WINTER GARDEN, FLORAL HALL &c


NO 256 EXTERIOR.

For view of interior see next page. The curved roof A is prepared for flat glass.

- | | |
|--------------------------|---------------------------------|
| A No 49 CURVED ROOF | K No 10 GUTTER 6" x 4" |
| B No 80 TERMINAL | L No 20 RAILING 7" |
| C No 108 TERMINAL 4'0" | M No 55 BRACKET 2'0" x 2'4" |
| D No 101 GUTTER 8" x 6" | N No 134 COLUMNS 4" |
| E No 94 CRESTING 1'8" | O No 86 TERMINAL 1'11" |
| F No 42 GUTTER 9" x 4" | P No 59 CRESTING 1'11" |
| G No 84 TERMINAL 10" | Q No 28 BRACKETS 7'00" x 7'11" |
| H No 81 TERMINAL 1'11" | R No 429 CRESTING 7'4" |
| I No 45 GUTTER 7" x 4" | S No 482 TERMINAL 8'9" |
| J No 32 THREE RAIL 1'11" | T No 145 TERMINAL 2'11" (SOLID) |



For view of exterior and plan see preceding page. The curved roof A is prepared for flat glass.



- A No. 40 CURVED ROOF
- B No. 1 GIRDER
- C No. 10 GUTTER 7' x 4"

- D No. 15 PRIER RAIL 1 1/2'
- E No. 70 ROOF SPANDRIL
- F No. 55 COLUMN BRACKET

- G No. 51 ROOF SPANDRIL
- H No. 123 COLUMN 6'
- I No. 122 COLUMN 6'

MAGFARLANE'S CASTINGS — EXAMPLES


No. LXXIII.

Application of Castings to Pavilions, Grand Stands, &c.

- A No. 406 TERMINAL 34' 0" x 9' 7"
- B No. 40 GUTTER 7' x 6"
- C No. 25 CURB PLATE 30"
- D No. 425 TERMINAL 6' 0"
- E No. 1056 RAILING 1 1/2'
- F No. 921 RAILING 1 1/2'
- G No. 420 TERMINAL 1' 6"
- H No. 7 FLAGSTAFF BASE 4' 0"

- I No. 67 GUTTER 2 1/2' x 5'
- J No. 815 DEEP FEET 1' 0"
- K No. 128 COLUMNS 4'
- L No. 130 RAILING 2' 10"
- M No. 10 GUTTER 10' x 1 1/2'
- N WROUGHT-IRON GIRDER WITH ROSETTES
- O No. 55 COLUMN BRACKETS 4' x 9 1/2"
- P No. 124 COLUMN 6'

- Q No. 168 TERMINAL 4' 0"
- R No. 36 RAILING 2' 6"
- S No. 53 TERMINAL 2' 0"
- T No. 921 RAILING 1 1/2'
- U No. 1051 DEEP FEET 8"
- V No. 122 CIRCULAR PANEL 1' 6"






A No. 18 ARCH ROOF 17' 6" span.
 B No. 12 WINDOW
 C No. 61 ROOF SPANDRIL
 D No. 72 LAFF BRACKET
 E No. 471 RAILING 7' 10"
 F No. 1119 RAILING 7' 10"
 G No. 115 COLUMN C.
 H No. 32 FANLIGHT WINDOW
 I No. 10 SPANDRIL ARCHES
 J No. 24 SEMICIRCULAR WINDOW
 K No. 35 SEMICIRCULAR WINDOW
 L No. 29 WINDOWS

The curved roof is prepared for flat glass.

Application of Castings to Building Front.
 A No. 28 GUTTER CORNICE
 B No. 31 ARCHIMBUTT C
 C BOLT GIRDER WITH FATRAK
 D CIRCLES AND ARCH WINDOWS
 E No. 150 COLUMN G' capital
 F GIRDER WITH BRACKETS
 G No. 152 COLUMN T.




SCALE

MACFARLANE'S CASTINGS — EXAMPLES

No. LXXVI.

Application of Castings to Building Decoration, Balconies, &c.




- A No. 30 TERMINAL WITH FLAGRAFF.
- B No. 42 DORMER WINDOW 2' 11" x 6' 7".
- C No. 570 CRESTING 7' 4".
- D No. 21 HIP PLATE 12 1/2 x 12 1/2.
- E No. 425 TERMINAL 5' 0".
- F No. 1088 CRESTING 1' 4".
- G No. 30 CONSOLE.
- H No. 1028 BALCONY RAILING 7' 1/4" WITH HANDRAIL AND CORNER STANDARDS.
- I No. 92 BRACKET 2' 11" x 1' 6".
- J No. XLIII BALCONY EXAMPLE.
- K No. 391 RAILING 3' 0".
- L No. 73 ROYAL ARMS 6' 0" x 10' 0".
- M No. 1 SIGN LETTERS.

MACFARLANE'S CASTINGS — EXAMPLES

No. LXXVII.

Application of Castings to Shop Interior, &c.



- A No. 593 CRESTING 10'.
- B No. 91 BRACKET 1' 0".
- C No. 185 COLUMN 8'.
- D No. 4 PILASTER 9'.
- E No. 408 TERMINAL 1' 11".
- F No. 24 WINDOW.
- G No. 593 CRESTING 8'.
- H No. 102 TERMINAL 1' 11".
- I No. 157 TRUSS 9'.
- J ROSETTE.
- K No. 47 DESK DIVISION BRACKET.
- L No. 109 BRACKET 1' 11" x 1' 0".

No. LXXIX.


Application of Castings to Wash Hand Basin.

By thorough ventilation preventing dampness and foul smells.

No. LXXVIII.


Application of Castings to Wash Hand Basin.

By thorough ventilation preventing dampness and foul smells.



GENERAL INDEX.

	PAGE		PAGE		PAGE
JUNCTION piece for pipe,	15-16	Prison pipes,	8	Stalls, Refreshment,	660
KIOSKS,	670-679	Pumps,	410	Step Plates,	381
Kitchen sinks,	409	RAILING,	172-285	Stop-cock cases,	410
LAMPS, 437-492, 290, 292, 319, 327-328, 331, 414-415, 418-420, 603-604, 626, 657, 656, 679-681, 690		" sockets,	288	" covers,	410
Lamps and Fountains,	414-415	" standards,	134-339, 379-380	Stop ends,	17, 74
" and Troughs,	418-420	Railway Platform roofing,	603	Structures,	657-693
Lamp Arches,	484-486, 622	Recreation Pavilion,	663	Summer houses,	670-677
" Brackets, 476-483, 292, 592, 625, 657-658, 679-680, 690		Refreshment stall,	660	Syphon mould blocks,	410
" Connections,	488	Revolving seats,	401	" traps,	7-8
" Pendants,	487-488, 603, 666, 680	Ridge plates,	78-79	T PIECES for gutters,	17
" Pillars, 437-475, 292, 319, 327, 328, 331, 414, 415, 418-420, 604, 626, 680		Road posts,	340	Table standards,	407
Lanterns,	489-490	Roofs,	653, 682-683, 685, 688, 690	Tablets, Garden,	619
Larder,	678	" Lean-to,	653	" General,	619
Lavatory Ranges,	408, 436	" Semicircular, 653, 682-683, 685-690		" for Parks,	619
Lead boilers,	410	" Tower, 77, 82, 159-160, 168-171, 290, 292, 599, 625-626, 689, 692		Terminals,	83-161
Lead ingot,	410	Roof Lights,	647-652, 654-655	Terminals, Chimney stalk, 99, 111-115, 118, 119, 123, 126-127, 131, 135, 138-140, 143, 145, 148, 153, 157, 158-161, 623	
Lean-to Window frames,	653	" Spandrils,	565-569, 688, 690	Terminal Enrichments,	611
Letters, Sign,	618-623, 597, 601, 625-626	Rosettes,	610	Theatre Chairs,	403
Lion's Head,	75	Royal arms,	616, 420, 626, 692	Tomb railing,	172-285
MAN'S HEAD,	75	SALE stall,	436, 660	Tools, Plumber's,	410
Mansard roofs, 77, 82, 159-160, 171, 290, 292, 599, 625-626, 689, 692		Samson, Statuette of,	94, 151, 614	Towers,	164-165, 679-681
Meat safe,	678	Sanitary appliances,	421-436	Tower roofs, 77, 82, 159-160, 168-171, 290, 292, 599, 625-626, 689, 692	
Monograms,	614	School standards,	401-407	Trellises,	172-285, 341-361
Mouldings,	18-60, 605-609	Screen, Balcony,	396	Troughs,	416-419
Mullions,	570-572	" Garden,	285, 230-284	Trough dry closets,	429-433, 435-436
NEWEL Posts,	379-384	" Interior,	602	" water closets,	425-428, 435-436
Nozzle pieces,	17-18, 74	" Railing,	172-285	" urinals,	421
Numerals, Sign,	618	Seal pond,	690	Trusses,	493-497
OFFICE Desks,	406	Seats, Garden,	401-402, 672, 675-677, 679	Turnstile,	435
Offsets,	7-8, 15	" for shop counter,	401	Turrets,	163
O.G. Gutters,	18	" Revolving,	401	Turret caps,	79
Ordure Closets,	429-433, 435-436	" Standards,	401-407	UMBRELLA stands,	406
PALISADES,	228-285	Semicircular Panels,	358-361	Union clips,	17-18, 74
Pan W.C. Fittings,	409	" Roofs, 653, 682, 683, 685-690		" sockets,	7-8
Paneling,	172-283, 341-361	" Windows,	634-640	Urinals,	420-424, 435
Panels,	341-361	Settee standards,	401	VALANCES,	81
Panel Enrichments,	610	Ship Frets,	84, 173-190, 341-345	Valley Gutters,	66-73
Panthers' heads,	75	" W.C. basins,	409	Ventilators, 362, 172-285, 340-361, 363-367	
Parapet railing,	172-285	" Revolving seats,	491	Ventilating Panels, 362, 340-361, 363-367	
Pateras,	610	" Trusses,	493-497	Verandahs,	657-660, 201, 292, 395, 601
Pavilions,	670-681, 689	Shoes,	7, 8, 15	Vestibule,	657-660
Pedestals,	594-596	Shop fronts, 601, 290, 420, 597-599, 624-626		WAITING ROOMS,	436, 603, 660
Pedestal for pipe,	15	" interior,	693	Wall coping,	288
Pendants, Lamp,	487-488, 603, 666, 680	Signs,	601, 625-626	" shades,	669
Pilasters,	590-591, 661-662	Sign letters,	618-623, 597, 601, 625, 626	Warehouse interior,	386
Pilaster Capitals,	593	Sinks, Kitchen,	409	Wash foot basins,	408
" Enrichments,	612	Sink traps,	409	" hand basins,	408, 436, 693
Pillars, Lamp, 437-475, 292, 319, 327-328, 331, 414-415, 418-420, 604, 626, 680		Smoking room,	682	" hand stands,	408, 693
Pipes,	7-15	Snow gratings,	76	Water closet basin for ships,	409
Plumbers' tools,	410	Sockets for balusters,	381	" closet troughs,	425-426
Porches,	657-669, 291-292	" for railing,	288	Water troughs,	416-420
Porticos,	657-669, 291-292	Soil pipes,	7-10	Weather vanes,	91-171
Posts for gates,	335-340	Solder pots,	410	Well cases,	410, 488
		Spandrils, Roof,	565-569, 688, 690	Windows,	627-655
		Spandrils arches,	589-544	" Circular,	641-643
		" shafts,	563-564	" Dormer,	643-646
		Spikes,	11	" Semicircular,	634-640
		Spiral Stairs,	370-372, 385, 386	Window Fanlights,	634-640
		Spire coronals,	163	" Guards,	178-286, 387-396
		Stained glass Cupola Lights,	655	Winter gardens,	682-688
		Stairs, Straight,	368-369		
		" Circular,	386		
		" Spiral,	370-372, 385, 386		



MACFARLANE'S
CASTINGS
VOL. II.